

Features

Regulated Converter

- Universal input 85-305VAC
- 4W PCB mount package
- <75mW No load power consumption
- Ultra low profile, compact size
- -40°C to +85°C Operating temperature
- Continuous SCP, OCP, OVP
- IEC/EN/UL60950 & CE certified, EN55032 Class B



RAC04-GB

**4 Watt
Single
Output
EMC Class B**



UL60950-1 certified
IEC/EN60950-1 certified
UL62368-1 pending
IEC/EN62368-1 certified
EN61558-1 certified
EN61558-2-16 certified
CB report

Description

The RAC04-GB series are low cost AC/DC power supplies, ideal for PCB mounted, compact, board level industrial applications. They feature universal AC input voltage range, regulated and short-circuit-proof isolated DC outputs, low standby power consumption and -40°C to +85°C operating temperature range. The RAC04-GB have a built-in Class B / FCC Part 15 EMC filter, are certified to IEC/EN/UL60950-1 and are certified to IEC/EN/UL62368 and EN61558 safety standards and come with a three year warranty.

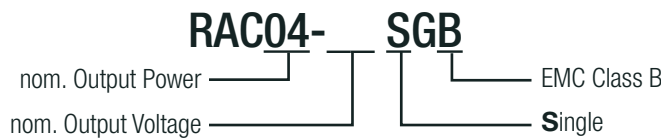
Selection Guide

| Part Number | Input Voltage Range [VAC] | Output Voltage [VDC] | Output Current [mA] | Efficiency typ ⁽¹⁾ [%] | Max. Capacitive Load ⁽²⁾ [µF] |
|--------------|---------------------------|----------------------|---------------------|-----------------------------------|--|
| RAC04-3.3SGB | 85-305 | 3.3 | 1210 | 70 | 2000 |
| RAC04-05SGB | 85-305 | 5 | 800 | 72 | 1500 |
| RAC04-09SGB | 85-305 | 9 | 440 | 77 | 1000 |
| RAC04-12SGB | 85-305 | 12 | 330 | 78 | 500 |
| RAC04-15SGB | 85-305 | 15 | 270 | 78 | 200 |
| RAC04-24SGB | 85-305 | 24 | 170 | 80 | 150 |

Notes:

Note1: Efficiency is tested at 230VAC and full load at +25°C ambient
Note2: Max. Cap. Load is tested at nominal input and full resistive load

Model Numbering



Ordering Examples:

RAC04-12SGB 12Vout Single Output EMC Class B

Specifications (measured @ Ta= 25°C, nom. Vin, full load and after warm-up unless otherwise stated)

| BASIC CHARACTERISTICS | | | | | |
|--|--------------------------|------------------|---|--------------|--|
| Parameter | Condition | | Min. | Typ. | Max. |
| Internal Input Filter | | | Pi-type | | |
| Input Voltage Range ^(3,4) | nom. Vin = 230VDC | | 85VAC 120VDC | | 305VAC 430VDC |
| Input Current | 115VAC 230VAC | | | 85mA 55mA | |
| Inrush Current | cold start at 25°C | 115VAC 230VAC | | | 10A 20A |
| No load Power Consumption | | | | | 75mW |
| Input Frequency Range | AC Input | | 45Hz | | 65Hz |
| Minimum Load | | | 0% | | |
| Power Factor | 115VAC 230VAC | | | 0.55 0.42 | |
| Start-up Time | 115VAC, 230VAC | | | 30ms | 1s |
| Hold-up time | 115VAC 230VAC | | | 10ms 40ms | |
| Internal Operating Frequency | 100% load at nominal Vin | | | 65kHz | |
| Output Ripple and Noise ⁽⁵⁾ | 20MHz BW | 0°C to 85 °C | 3.3Vout 5Vout 9Vout 12Vout 15Vout 24Vout | | 100mVp-p 100mVp-p 120mVp-p 150mVp-p 200mVp-p 240mVp-p |
| | | -30 °C to 0 °C | 3.3Vout 5Vout 9Vout 12Vout 15Vout 24Vout | | 200mVp-p 200mVp-p 250mVp-p 250mVp-p 300mVp-p 300mVp-p |

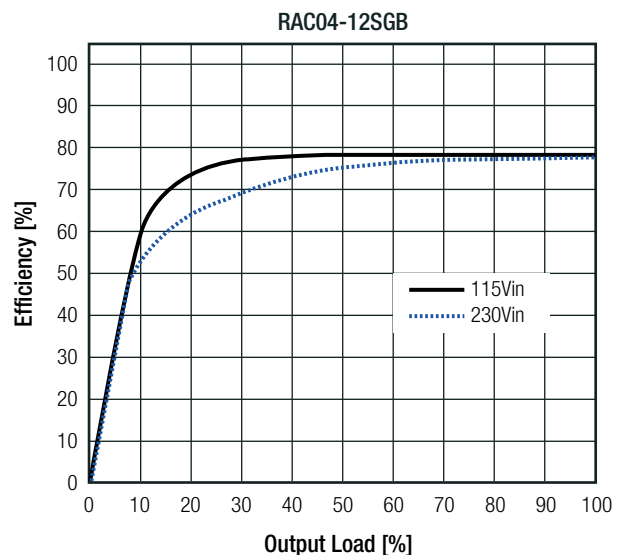
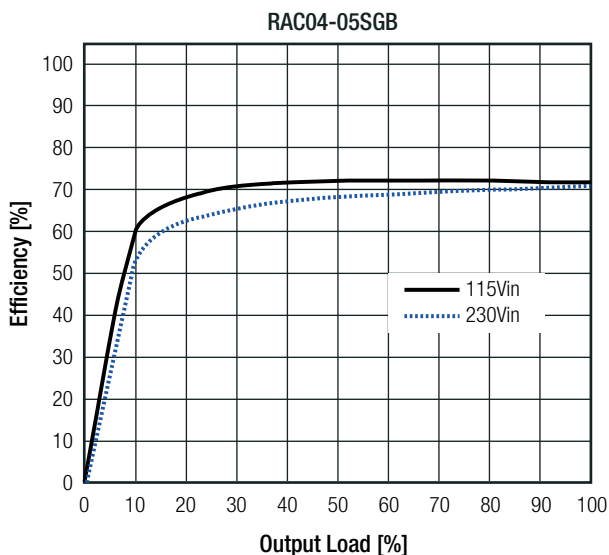
Notes:

Note3: The products were submitted for safety files at AC-Input operation

Note4: Refer to "Line Derating"

Note5: Measurements are made with a 12" twisted pair-wire with a 0.1µF and 10µF parallel capacitor across output (low ESR)

Efficiency vs. Load

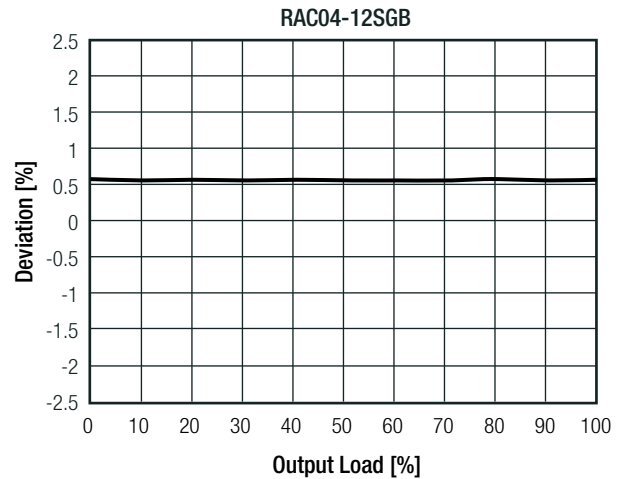
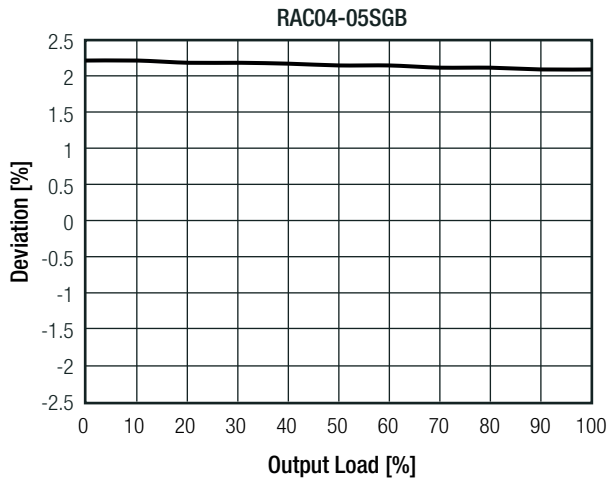


Specifications (measured @ Ta= 25°C, nom. Vin, full load and after warm-up unless otherwise stated)

REGULATIONS

| Parameter | Condition | Value |
|-----------------|-----------------------|------------|
| Output Accuracy | | ±2.5% max. |
| Line Regulation | low line to high line | ±0.5% max. |
| Load Regulation | 10% to 100% load | 0.5% max. |

Deviation vs. Load
(@ 115VAC, 230VAC)



PROTECTIONS

| Parameter | Type | Value |
|----------------------------------|--------------|-------------------------------|
| Input Fuse ⁽⁶⁾ | internal | T1A slow blow type, 300V |
| Short Circuit Protection (SCP) | below 100mΩ | long-term mode, auto recovery |
| Over Voltage Protection (OVP) | 3.3Vout | 3.8V - 4.9V |
| | 5Vout | 5.3V - 6.8V |
| | 9Vout | 10.3V - 12.2V |
| | 12Vout | 12.6V - 16.2V |
| | 15Vout | 15.75V - 20.3V |
| | 24Vout | 25.2V - 32.4V |
| Over Voltage Category | | OVCII |
| Over Current Protection (OCP) | 3.3Vout | 1.41A - 3A |
| | 5Vout | 0.91A - 2.2A |
| | 9Vout | 0.49A - 1.25A |
| | 12Vout | 0.37A - 0.95A |
| | 15Vout | 0.29A - 0.72A |
| | 24Vout | 0.19A - 0.45A |
| Class of Equipment | | Class II |
| Isolation Voltage ⁽⁷⁾ | I/P to O/P | rated for 1 minute |
| Isolation Resistance | | 10MΩ min. |
| Isolation Capacitance | | 800pF min. / 1200pF max. |
| Insulation Grade | | reinforced |
| Leakage Current | 277VAC, 50Hz | 0.1mA max. |

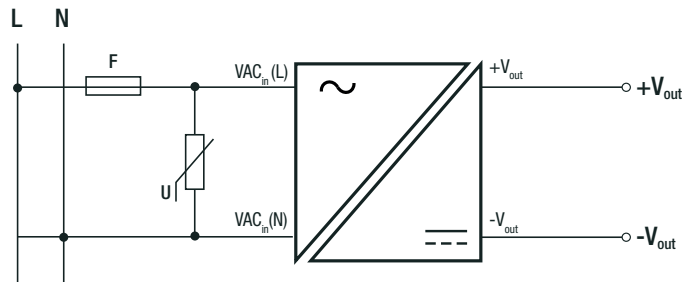
continued on next page

Specifications (measured @ Ta= 25°C, nom. Vin, full load and after warm-up unless otherwise stated)

Notes:

- Note6: Refer to local wiring regulations if input over-current protection is also required
- Note7: For repeat Hi-Pot testing, reduce the time and/or the test voltage
- Note8: For operation ≥230VAC, an external MOV is recommended. The Varistor should comply with IEC61051-2. eg. EPCOS S14 series

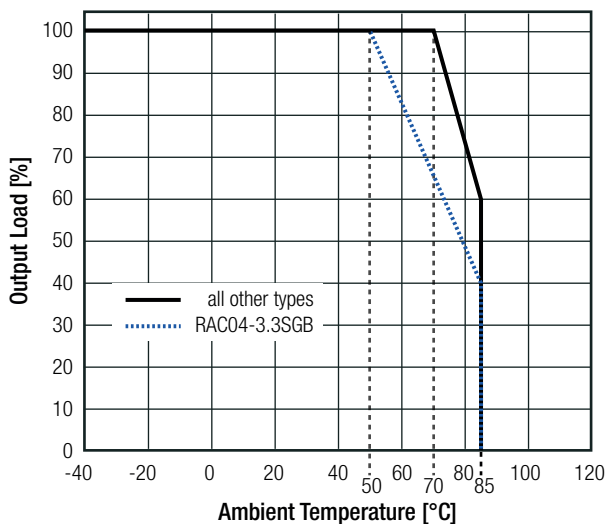
Protection Circuit



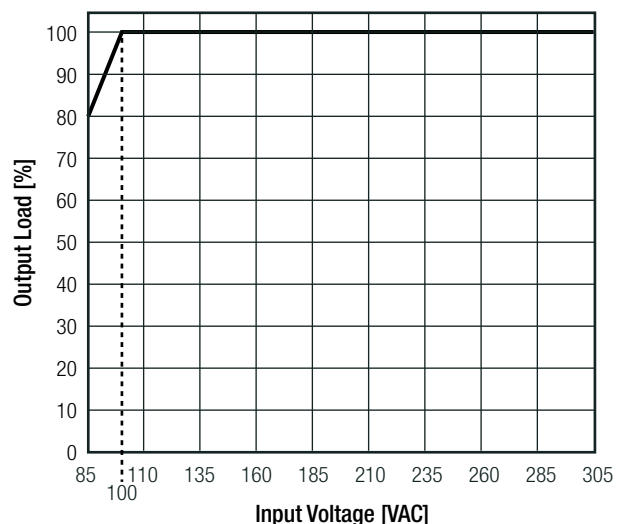
| ENVIRONMENTAL | | | |
|-----------------------------|----------------------------------|-------------------------|--|
| Parameter | Condition | | Value |
| Operating Temperature Range | @ natural convection 0.1m/s | full load | -40°C to + 70°C |
| | | refer to derating graph | -40°C to + 85°C |
| Maximum Case Temperature | | | +100°C |
| Temperature Coefficient | | | 0.03%/K |
| Operating Altitude | | | 3000m |
| Operating Humidity | non-condensing | | 5% - 95% RH |
| Pollution Degree | | | PD2 |
| Shock | | | 20G/11ms pulse, 3 times at each x, y, z axes |
| Vibration | | | 10-150Hz, 2G 10min./1cycle, period 60min. along x,y,z axes for 6 cycles |
| MTBF | according to MIL-HDBK-217F, G.B. | +25°C | 100 x 10 ³ hours |
| | | +70°C | 17 x 10 ³ hours |

Derating Graph

(@ Chamber and natural convection 0.1m/s)



Line Derating

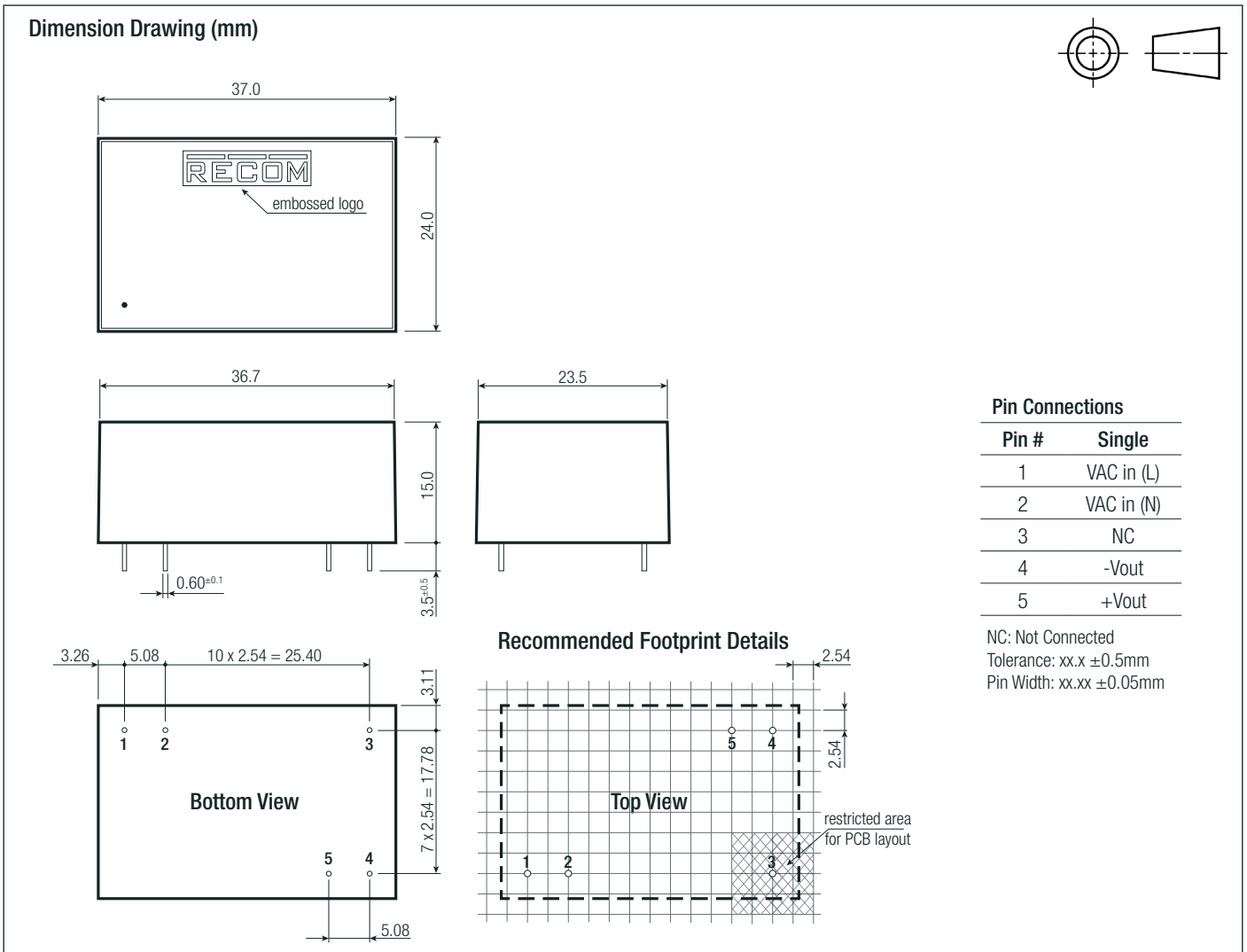


Specifications (measured @ Ta= 25°C, nom. Vin, full load and after warm-up unless otherwise stated)

| SAFETY AND CERTIFICATIONS | | |
|--|---------------------------|---|
| Certificate Type (Safety) | Report / File Number | Standard |
| Information Technology Equipment, General Requirements for Safety | E196683-A4-UL | UL60950-1, 2nd Edition, 2014 CAN/CSA C22.2 No. 60950-1-07, 2nd Edition, 2014 |
| Audio/video, information and communication technology equipment. Safety requirements | | UL62368-1, 2nd Edition CAN/CSA C22.2 No 62368-1-14 |
| Information Technology Equipment, General Requirements for Safety | SA1703184S 001 | EN60950-1: 2006 + A2:2013 |
| Information Technology Equipment, General Requirements for Safety (CB) | | IEC60950-1:2005, 2nd Edition + A2:2013 |
| Audio/video, information and communication technology equipment. Safety requirements | 4787985921- | EN62368-1: 2014 |
| Audio/video, information and communication technology equipment. Safety requirements (CB) | 20171025-CB | IEC62368-1:2014, 2nd Edition |
| Safety of power transformers, power supplies, reactors and similar products for supply voltages up to 1100 V | SA 1703184L 02001 | EN61558-1: 2005 + A1:2009 |
| Safety of power transformers, power supplies, reactors and similar products for supply voltages up to 1100 V Part 2: Particular requirements | | EN61558-2-16: 2009 + A1:2013 |
| EAC | RU-AT.03.67361 | TP TC 004/020, 2011 |
| RoHS 2+ | | RoHS 2011/65/EU + AM2015/863 |
| EMC Compliance | | |
| EMC Compliance | Condition | Standard / Criterion |
| Electromagnetic compatibility of multimedia equipment – Emission Requirements ⁽⁹⁾ | EA1703184E 01001 | EN55032: 2015, Class B |
| Information technology equipment - Immunity characteristics - Limits and methods of measurement | | EN55024:2010 + A1:2015 |
| Limitations on the amount of electromagnetic interference allowed from digital and electronic devices | EA1703184F 01001 | 47 CFR FCC Part 15 Subpart B: 2016 |
| ESD Electrostatic discharge immunity test | Air ±8kV, Contact ±4kV | EN61000-4-2: 2009, Criteria A |
| Radiated, radio-frequency, electromagnetic field immunity test | 3V/m | EN61000-4-3: 2006 + A2, 2010, Criteria A |
| Fast Transient and Burst Immunity | AC Port ±1kV | EN61000-4-4: 2012, Criteria A |
| Surge Immunity | AC Port L-N ±1kV | EN61000-4-5: 2014, Criteria B |
| Immunity to conducted disturbances, induced by radio-frequency fields | AC Power Port 3V | EN61000-4-6: 2014, Criteria A |
| Voltage Dips and Interruption | Voltage Dips >95% | EN61000-4-11: 2004, Criteria A |
| | Voltage Dips 30% | EN61000-4-11: 2004, Criteria A |
| | Interruptions >95% | EN61000-4-11: 2004, Criteria C |
| <p>Notes:</p> <p>Note9: If output is connected to GND, please contact RECOM tech support for advice</p> | | |

| DIMENSION AND PHYSICAL CHARACTERISTICS | | |
|--|-------------|--|
| Parameter | Type | Value |
| Material | case PCB | black plastic, (UL94V-0) FR4, (UL94V-0) |
| Dimension (LxWxH) | | 37.0 x 24.0 x 15.0mm |
| Weight | | 20g typ. |
| continued on next page | | |

Specifications (measured @ Ta= 25°C, nom. Vin, full load and after warm-up unless otherwise stated)



PACKAGING INFORMATION

| Parameter | Type | Value |
|-----------------------------|----------------|-----------------------|
| Packaging Dimension (LxWxH) | tube | 505.0 x 39.7 x 23.2mm |
| Packaging Quantity | | 20pcs |
| Storage Temperature Range | | -40°C to +100°C |
| Storage Humidity | non-condensing | 5% -95% RH max. |

The product information and specifications may be subject to changes even without prior written notice. The product has been designed for various applications; its suitability lies in the responsibility of each customer. The products are not authorized for use in safety-critical applications without RECOM's explicit written consent. A safety-critical application is an application where a failure may reasonably be expected to endanger or cause loss of life, inflict bodily harm or damage property. The applicant shall indemnify and hold harmless RECOM, its affiliated companies and its representatives against any damage claims in connection with the unauthorized use of RECOM products in such safety-critical applications.

Компания «Океан Электроники» предлагает заключение долгосрочных отношений при поставках импортных электронных компонентов на взаимовыгодных условиях!

Наши преимущества:

- Поставка оригинальных импортных электронных компонентов напрямую с производств Америки, Европы и Азии, а так же с крупнейших складов мира;
- Широкая линейка поставок активных и пассивных импортных электронных компонентов (более 30 млн. наименований);
- Поставка сложных, дефицитных, либо снятых с производства позиций;
- Оперативные сроки поставки под заказ (от 5 рабочих дней);
- Экспресс доставка в любую точку России;
- Помощь Конструкторского Отдела и консультации квалифицированных инженеров;
- Техническая поддержка проекта, помощь в подборе аналогов, поставка прототипов;
- Поставка электронных компонентов под контролем ВП;
- Система менеджмента качества сертифицирована по Международному стандарту ISO 9001;
- При необходимости вся продукция военного и аэрокосмического назначения проходит испытания и сертификацию в лаборатории (по согласованию с заказчиком);
- Поставка специализированных компонентов военного и аэрокосмического уровня качества (Xilinx, Altera, Analog Devices, Intersil, Interpoint, Microsemi, Actel, Aeroflex, Peregrine, VPT, Syfer, Eurofarad, Texas Instruments, MS Kennedy, Miteq, Cobham, E2V, MA-COM, Hittite, Mini-Circuits, General Dynamics и др.);

Компания «Океан Электроники» является официальным дистрибьютором и эксклюзивным представителем в России одного из крупнейших производителей разъемов военного и аэрокосмического назначения «**JONHON**», а так же официальным дистрибьютором и эксклюзивным представителем в России производителя высокотехнологичных и надежных решений для передачи СВЧ сигналов «**FORSTAR**».



JONHON

«**JONHON**» (основан в 1970 г.)

Разъемы специального, военного и аэрокосмического назначения:

(Применяются в военной, авиационной, аэрокосмической, морской, железнодорожной, горно- и нефтедобывающей отраслях промышленности)

«**FORSTAR**» (основан в 1998 г.)

ВЧ соединители, коаксиальные кабели, кабельные сборки и микроволновые компоненты:

(Применяются в телекоммуникациях гражданского и специального назначения, в средствах связи, РЛС, а так же военной, авиационной и аэрокосмической отраслях промышленности).



Телефон: 8 (812) 309-75-97 (многоканальный)

Факс: 8 (812) 320-03-32

Электронная почта: ocean@oceanchips.ru

Web: <http://oceanchips.ru/>

Адрес: 198099, г. Санкт-Петербург, ул. Калинина, д. 2, корп. 4, лит. А