

# Ruggedized Reverse Bayonet Connectors

Dynamic IP68 / IP69K  
Up to 500 hr salt spray  
VG95234 intermountable

## UTV SERIES

Completely *new*  
intermountable with  
VG 95234 :  
the MS 5015 reverse  
bayonet connectors

## Description

This connector series is an enhanced version of the VG 95234 connector standard but remains completely intermountable with VG 95234 : the MS 5015 reverse bayonet connectors.



## Features and benefits (see also page 3)

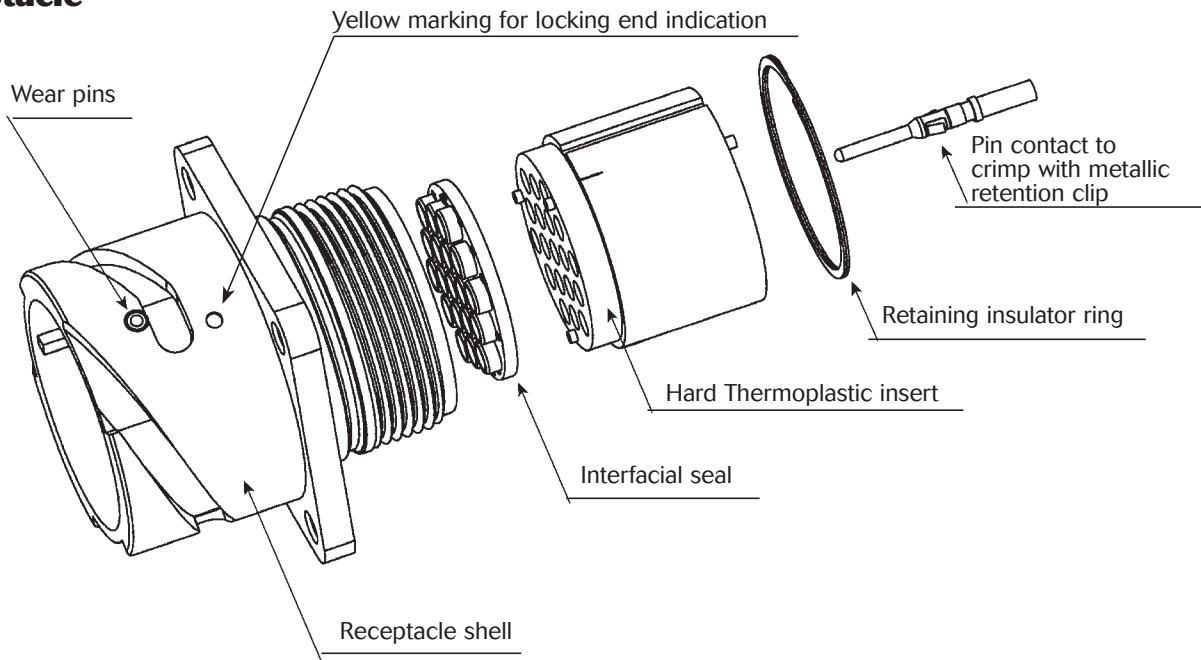
- An interfacial seal is present on the male inserts to extend the creepage distance and to have a better sealing when the connector is mated.
- The insulator is retained into the plug or receptacle shell by a metallic retaining ring which can be removed with a small screwdriver. Once removed, user can defined insulator orientation.
- Contacts gauge 8, 12 or 16 are machined crimp contacts, removable thanks to a clip on the contact.
- No tools are needed to insert contacts into the insulator. An extraction tool is available to extract the contacts. The tool is engaged by the front face of the connector and the contacts are rear released.
- Contacts are crimped thanks to very common toolings.
- The connector is rated 2 levels of water protection (see page 3):  
Dynamic IP67/IP68/IP69K when mated and used with suitable accessories, a grommet or a sealed back shell.
- This connector can be supplied fully assembled or in component form (please consult us).
- Corrosion spray resistance is rated up to 500 hours salt spray
- Cadmium and lead free materials are used

# Ruggedized Reverse Bayonet Connector

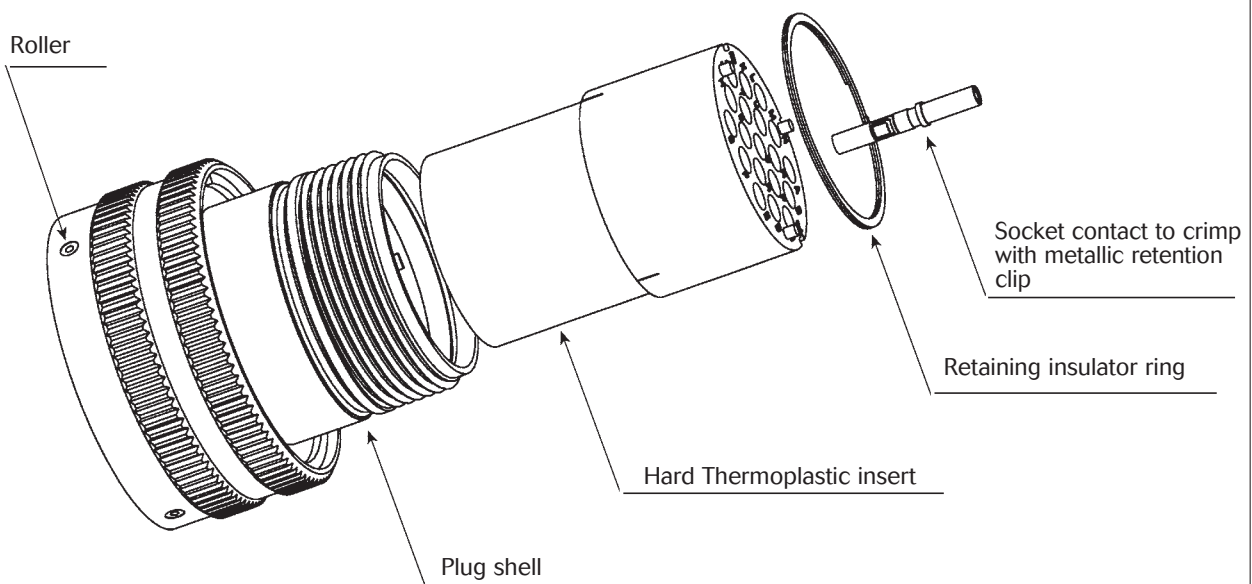


## Description

### Receptacle



### Plug



# Ruggedized Reverse Bayonet Connector



## Technical Features

### Mechanical

- Mechanical endurance : 500 mating and unmating
- Minimum retention force of the contact in the insulator :
  - 70 N for contacts # 16 (1.6 mm)
  - 90 N for contacts # 12 (2.4 mm)
  - 110 N for contacts # 8 (3.6 mm)

Minimum values with a maximum displacement of the contact of 0.3 mm (following NFF 61030)

- Retention of the insulator in the shell : (following MIL-C-26482G Series 2 class L standard)
- Bayonet coupling mechanism - Coupling torque : following VG 95234
- Vibrations : following NFF 61030
  - Sinus vibrations : 10 - 100 Hz
  - Acceleration : 2 g
- Shocks : Acceleration = 30 g
  - Duration = 18 ms following NFF 61030
- Impact strength (free fall of the plug). The connector plug is subjected to a free fall test. The height of drop is 0.75 m. No mechanical damage.

### Electrical

- Contact resistance :
  - 2.5 m $\Omega$  maxi for contact # 16
  - 1.3 m $\Omega$  maxi for contact # 12
  - 0.9 I maxi for contact # 8 following NFF 61030
- Maximum current per contact :
  - 15 Amps for contact # 16
  - 20 Amps for contact # 12
  - 30 Amps for contact # 8
- Withstanding voltage :
  - 2550 Vrms for layouts # 16
  - 3250 Vrms for layouts # 12 and 8
- Insulation resistance :
  - $\geq$  5000 M $\Omega$  under 500 Vcc
  - $\geq$  4000 M $\Omega$  under 220 Vcc
- Electrical continuity of the shells : 20 m $\Omega$  maximum
- In mated conditions (interfacial seal is compression) minimum creepage distance = minimum insulation distance in the air :
  - 9 mm minimum for layouts with contacts # 16
  - 12 mm minimum for layouts with contacts # 12 or # 8

### Environmental

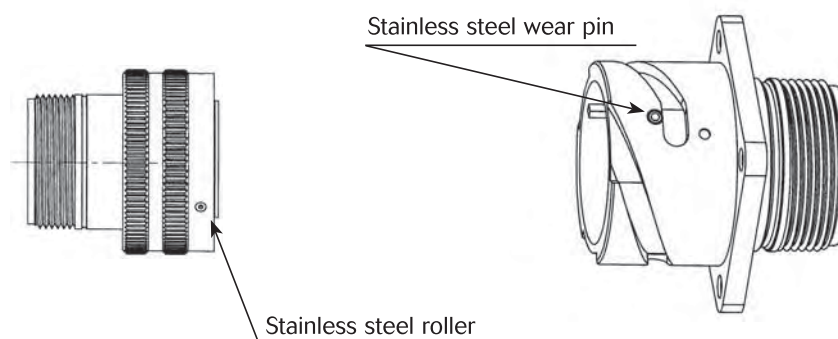
- Climatic category : -40°C +100°C
  - Dry heat test : +100°C during 96 h
- Corrosion spray resistance : up to 500 hours salt spray
- Damp heat : 21 days, 40°C, 95% relative humidity
- The connector is rated 2 levels of water protection (see page 3):
  - Dynamic IP67/IP68/IP69K when mated and used with suitable accessories, a grommet or a sealed back shell.
- Cadmium and lead free materials are used

### Material

- Shell in aluminium alloy with black zinc cobalt plating
- Insulator : hard thermoplastic with glass fiber
- O'ring and interfacial seal in silicone
- Retaining insulator ring in carbon steel

This full product range is qualified by ALSTOM, RATP and SNCF.

### Robustness and high reliability of the locking mechanism



# Ruggedized Reverse Bayonet Connector



## Connectors Ordering Information (without contacts and accessories)

**Shells, backshells, contacts and accessories have to be ordered separately**

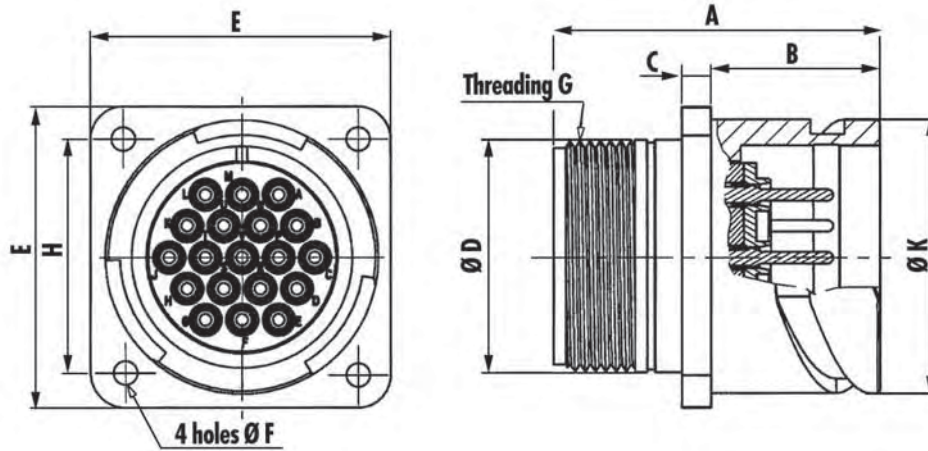
<b>UTV</b>	<b>B</b>	<b>22</b>	<b>- 14</b>	<b>P</b>	<b>N</b>	<b>--</b>
<b>Series</b>						
<b>Shell type</b>						
Rear mounting receptacle	<b>B</b>					
Plug	<b>D</b>					
Rear mounting receptacle for PC tails contact # 16 contacts mounted	<b>C</b>					
<b>Shell size : 18 - 20 -22 - 24 - 28 - 32 - 36 - 40</b>						
<b>Layouts</b>						
<b>Contact type : P - Pin S - Socket</b>						
<b>Insert Orientation : N ; W ; X ; Y ; Z or 0</b>						
0 = for insulator not installed in the shell						
<b>Modification Code :</b>						
<i>Please consult us</i>						

**Nota : Please consult us if you want to order the connector in component form (shell and insert).**

# Ruggedized Reverse Bayonet Connector

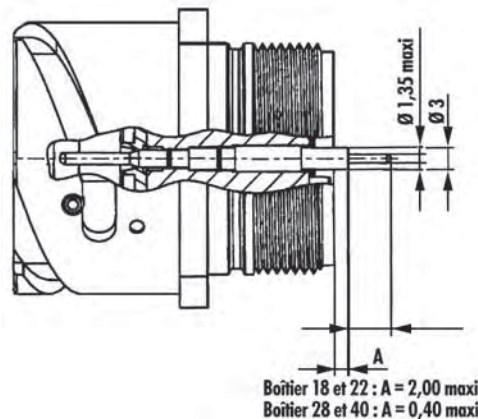


## Connector Dimensions Receptacle



Shell size	A Max	B 0/+0.4	C ±0.2	ØD Max	E ±0.3	ØF 0/+0.15	Threading G Class 2A	H ±0.1	ØK -0.15/0
18	45.50	23.05	4.00	25.50	35.00	3.25	1"x20 UNEF	27.00	30.80
20	45.50	23.05	4.00	28.70	38.00	3.25	1 1/8"x18 UNEF	29.40	34.20
22	45.50	23.05	4.00	31.90	41.00	3.25	1 1/4"x18 UNEF	31.80	37.40
24	48.00	23.05	4.00	35.20	44.50	3.75	1 3/8"x18 UNEF	34.90	40.90
28	48.00	24.05	4.00	41.50	50.80	3.75	1 5/8"x18 UNEF	39.70	46.70
32	48.00	24.05	4.00	47.90	57.00	4.35	1 7/8"x16 UN	44.50	53.40
36	48.00	24.05	4.00	52.50	63.50	4.35	2 1/16"x16 UNS	49.20	59.60
40	48.00	24.05	4.00	59.00	70.00	4.35	2 5/16"x16 UN	55.50	65.50

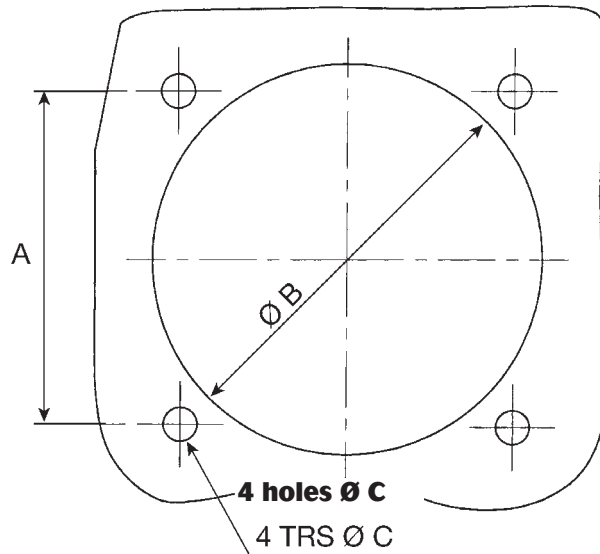
## Receptacle with PC tails contact # 16



# Ruggedized Reverse Bayonet Connector



## Panel Cutout



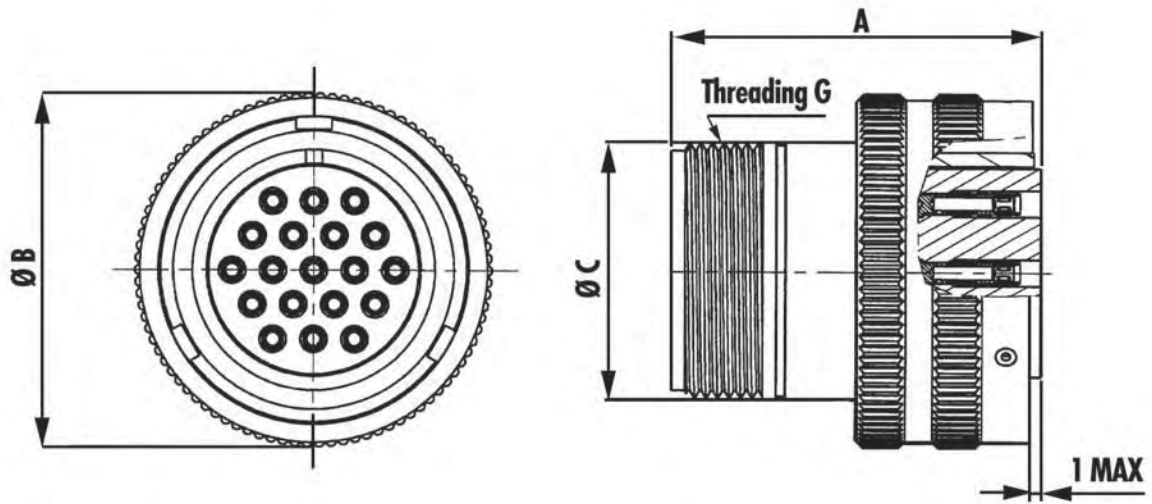
Shell size	A $\pm 0.15$	B 0/+0.3	C $\pm 0.10$	Maximum thickness of the panel for rear mounting
18	27	31,2	3,4	3
20	29,4	34,6	3,4	3
22	31,8	37,8	3,4	3
24	34,9	41,3	3,9	3
28	39,7	47,1	3,9	3
32	44,5	53,8	4,5	3
36	49,2	60	4,5	3
40	55,5	66,4	4,5	3

**Note :** The above panel cut-out enables front mounting of all receptacles.

# Ruggedized Reverse Bayonet Connector



## Plug

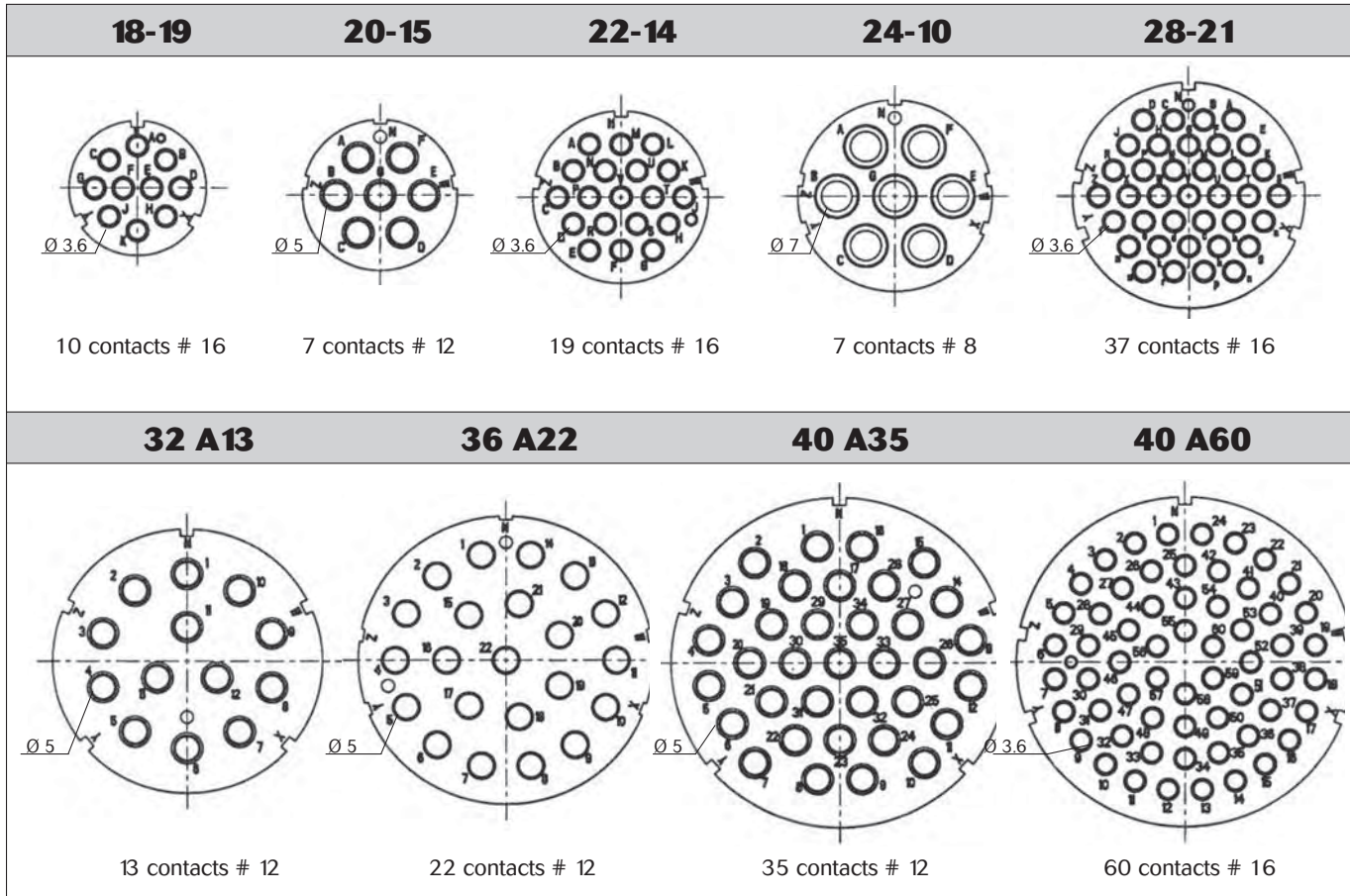


Shell size	A Max	B Max	C Max	Threading G Class 2A
18	45.60	37.30	25.50	1" x 20 UNEF
20	45.60	41.50	28.70	1 1/8" x 18 UNEF
22	45.60	44.00	31.90	1 1/4" x 18 UNEF
24	45.60	48.50	35.20	1 3/8" x 18 UNEF
28	48.10	55.30	41.50	1 5/8" x 18 UNEF
32	48.10	62.00	47.90	1 7/8" x 16 UN
36	48.10	66.80	52.50	2 1/6" x 16 UNS
40	48.10	74.50	59.00	2 5/16" x 16 UN

# Ruggedized Reverse Bayonet Connector

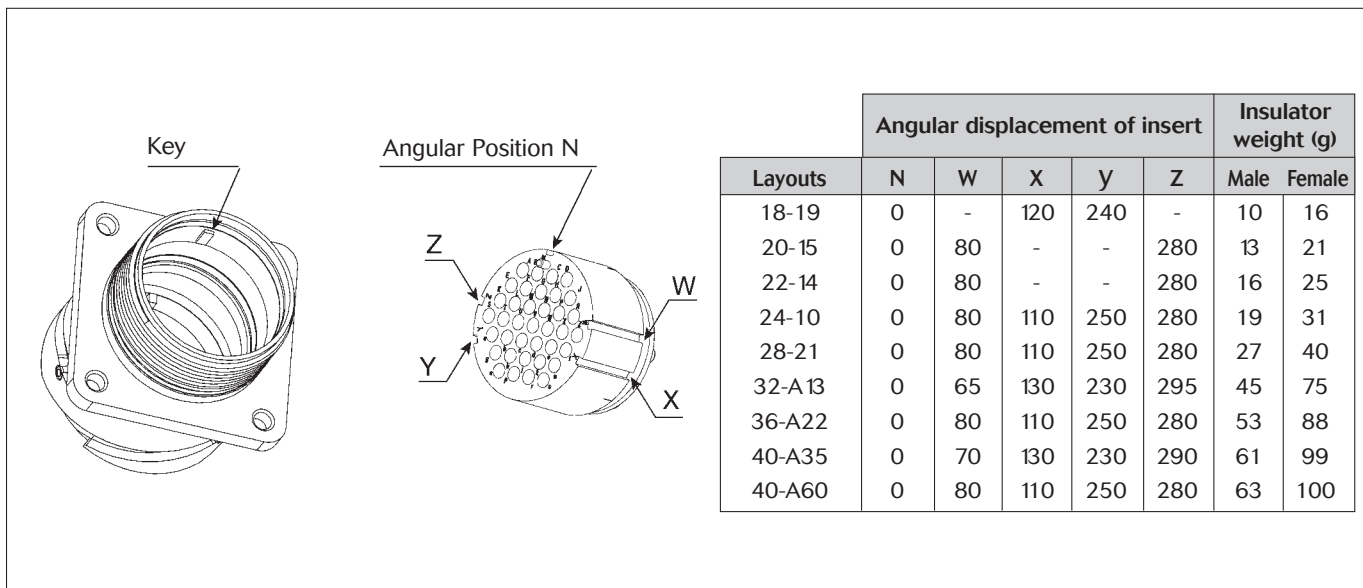


## Layouts (marking on front face of female insulator)



**Note :** For other layouts: consult factory.

## Alternative insert orientation positions





# Ruggedized Reverse Bayonet Connector



## Accessories

### Backshells ordering information

Series	UTV UTV	J C	S S	18 22	- 00 - 14	00 00	M
Backnut		R					
Cable clamp		C					
Backshell for PMA tube		S					
Cable clamp with sealing gland		J					
Cable clamp with sealing gland (trumpet)		K					
Cable clamp with sealing gland for shielding		T					
<b>S</b> - Straight backshell <b>E</b> - Elbow backshell							
<b>Shell size : 18 - 20 - 22 - 24 - 28 - 32 - 36 - 40</b>							
<b>Layout (grommet included) or 00 (without grommet)</b>							
<b>Adaptor type : 10</b> - long <b>00</b> - short							
<b>Grommet type : M for male or L for female (if grommet needed)</b>							



Plug cap: F  
ex: VGE1Fxx (xx = shell size)

receptacle cap: E  
ex: VGE1Exx (xx = shell size)

### Adaptor ordering information

Series	UTV	P	S	18	- 00	00
<b>P</b> - Adaptor with PG outlet*						
<b>S</b> - Adaptor for straight backshell						
<b>Shell size : 18 - 20 - 22 - 24 - 28 - 32 - 36 - 40</b>						
<b>Adaptor type : 10</b> - long <b>00</b> - short						

\* For metric threading: consult factory

# Ruggedized Reverse Bayonet Connector



## Accessories

### Grommet (only when needed on spare parts)

Grommet are delivered with a conical ring

Layout	Grommet type	Part number	Wire insulator diameter (mm)	
			Mini	Maxi *
18-19	male	UTVM18-1900	1,2	2,95
18-19	female	UTVL18-1900	1,2	2,95
20-15	male	UTVM20-1500	1,2	3,6
20-15	female	UTVL20-1500	1,2	3,6
22-14	male	UTVM22-1400	1,2	2,95
22-14	female	UTVL22-1400	1,2	2,95
24-10	male	UTVM24-1000	4,2	6,2
24-10	female	UTVL24-1000	4,2	6,2
28-21	male	UTVM28-2100	1,2	2,95
28-21	female	UTVL28-2100	1,2	2,95
32A13	male	UTVM32A1300	1,2	3,6
32A13	female	UTVL32A1300	1,2	3,6
36A22	male	UTVM36A2200	1,2	3,6
36A22	female	UTVL36A2200	1,2	3,6
40A35	male	UTVM40A3500	1,2	3,6
40A35	female	UTVL40A3500	1,2	3,6
40A60	male	UTVM40A6000	1,2	2,95
40A60	female	UTVL40A6000	1,2	2,95

\* Please consult us if your wire has an insulation diameter over these values, we will propose you another grommet.

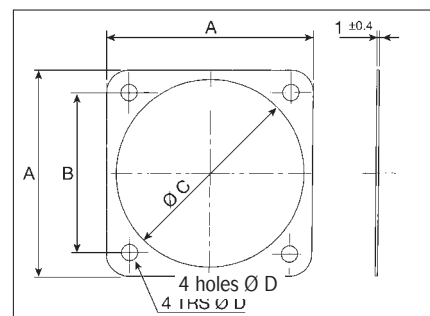


### Grommet filler plug

Contact size	Part number	Color	Photo
# 16 # 12	8500-479	blue	

### Panel gasket


Shell size	Part number	Dimensions			
		A ± 0.5	B ± 0.2	C 0/+0.3	Ø D 0/+0.3
20	UTVG20	38	29.4	34.2	4.2
22	UTVG22	41	31.8	37.4	4.2
24	UTVG24	44.5	34.9	40.9	4.2
28	UTVG28	50.8	39.7	46.7	5.1
32	UTVG32	57	44.5	53.4	5.1
36	UTVG36	63.5	49.2	59.6	5.1
40	UTVG40	69.9	55.5	65.5	5.1



# Ruggedized Reverse Bayonet Connector



## Synoptic of straight backshells (for IP67 applications)



		+	+	+	+	+	+	+	+	+
<b>Description</b>	Backnut	Cable clamp	Backshell for PMA tube	Backshell for PMA tube	Cable clamp with sealing gland	Cable clamp with sealing gland	Cable clamp with sealing gland (trumpet shape to avoid cable wound)	Cable clamp with sealing gland (trumpet shape to avoid cable wound)	Cable clamp with sealing gland for shielding	Cable clamp with sealing gland for shielding
<b>Ref</b>	UTV RS****00	UTV CS****00	UTV SS****10	UTV SS****00	UTV JS****10	UTV JS****00	UTV KS****10	UTV KS****00	UTV TS****10	UTV TS****00

## Synoptic of adaptors

<b>Description</b>	Long adaptor with PG outlet	Short adaptor with PG outlet
<b>Ref</b>	UTV PS**0010	UTV PS**0000

**NB: IP68 backshells are available under request**

# Ruggedized Reverse Bayonet Connector



## Dimensions

	Shell 18		Shell 20		Shell 22		Shell 24		Shell 28		Shell 32		Shell 36		Shell 40	
	with grommet	without grommet	with grommet	without grommet	with grommet	without grommet	with grommet	without grommet	with grommet	without grommet	with grommet	without grommet	with grommet	without grommet	with grommet	without grommet
	**** = 18-19	**** = 18-00	**** = 20-15	**** = 20-00	**** = 22-14	**** = 22-00	**** = 24-10	**** = 24-00	**** = 28-21	**** = 28-00	**** = 32A13	**** = 32A00	**** = 36A22	**** = 36A00	**** = 40A35 40A60	**** = 40A00
<b>A</b>	22,5	22,5	22,5	22,5	22,5	22,5	22,5	22,5	24	24	24	24	24	24	24	24
<b>B</b>	45,6	45,6	45,6	45,6	45,6	45,6	45,6	45,6	48,1	48,1	48,1	48,1	48,1	48,1	48,1	48,1
<b>C</b>	18	18	18	18	18	18	18	18	17	17	17	17	17	17	17	17
<b>D</b>	44	44	44	44	44	44	44	44	47							
<b>E</b>	28,5	28,5	28,5	28,5	26	26	26	26	23							
<b>F</b>	48,6	48,6	48,6	48,6	48,6	48,6	48,6	48,6	58	48	48	48	48	48	48	48
<b>G</b>	34	34	34	34	34	34	34	34	33	33	33	33	33	33	33	33
<b>H</b>	35,5	35,5	35,5	35,5	38,5	38,5	38,5	38,5	38,5	38,5	38,5	38,5	52	52	46	46
<b>K</b>	PMA17	PMA17	PMA17	PMA17	PMA23	PMA23	PMA23	PMA23	PMA29	PMA29	PMA29	PMA29	PMA36	PMA36	PMA48	PMA48
<b>M</b>	23	23	23	23	31	31	31	31	31,5	31,5	31,5	31,5	37,5	37,5	45	45
<b>N</b>	7/12	9/14	9/14	9/14	10/18	10/18	10/18	10/18	14/24	14/24	14/24	14/24	22/30	22/30	25/35	25/35
<b>P</b>	30	31,5	31,5	31,5	38,5	38,5	38,5	38,5	45	45	45	45	51,5	51,5	57	57
<b>S</b>	33,5	33,5	33,5	33,5	43	43	43	43	52	52	52	52				
<b>T</b>	8/12,5	10/14,5	10/14,5	10/14,5	13,5/18	13,5/18	13,5/18	13,5/18	17/24	17/24	17/24	17/24				
<b>U</b>	4/15,5	7/15,5	7/15,5	7/15,5	9/15,5	9/15,5	9/15,5	9/15,5	8,5/19,5	9,5/19,5	9,5/19,5	9,5/19,5				
	PG13,5	PG16	PG16	PG16	PG21	PG21	PG21	PG21	PG29	PG29	PG29	PG29	PG36	PG36	PG42	PG42

**Note :** Dimensions are not contractual and may be subject to modifications.

⇒ All backshells are compatible with a grommet and a conical ring.

⇒ For cable or PMA tube diameter not included in the above chart please consult us.

### Example of rear dimensions calculation of a shell size 18 connector with a sealing gland cable clamp backshell without grommet and with a long adaptor

Backshell P/N : UTV JS 18 00 10

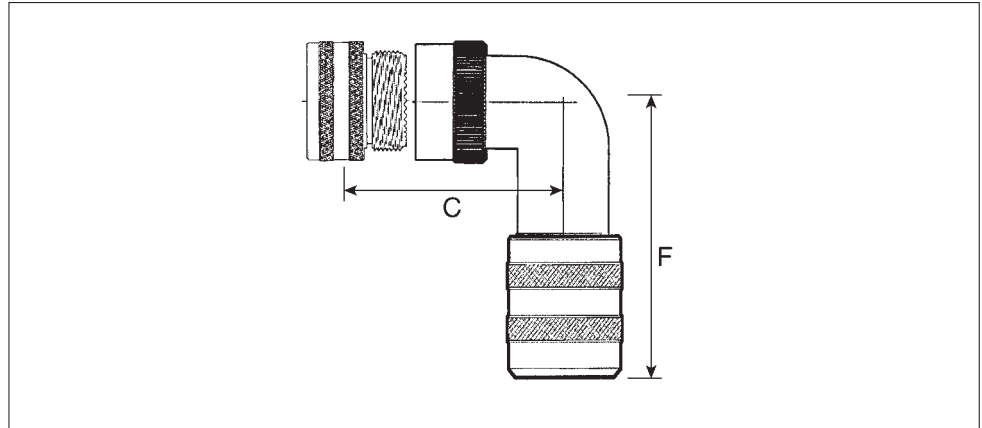
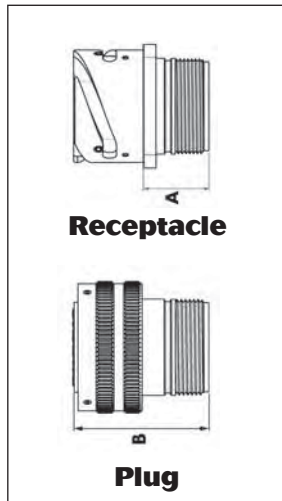
#### Rear dimensions receptacle + backshell :

$$A + F + M = 94,1 \text{ mm}$$

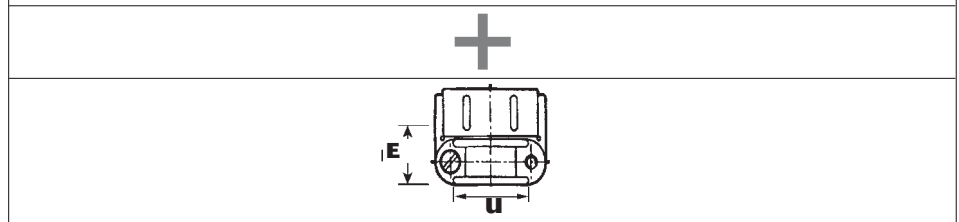
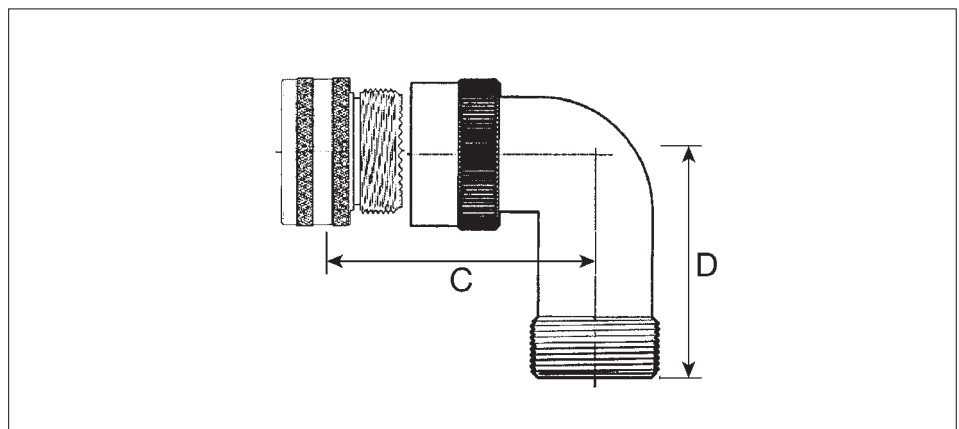
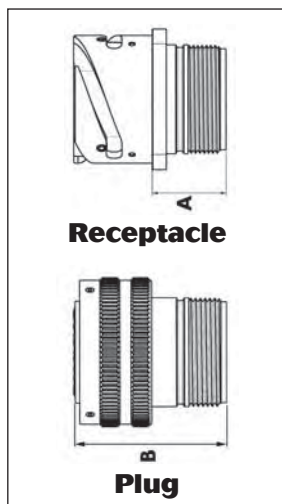
# Ruggedized Reverse Bayonet Connector



## Synoptic of elbow backshells (IP67 applications)



	+	+	+	+
<b>Description</b>	Backshell for PMA tube	Cable clamp with sealing gland	Cable clamp with sealing gland (trumpet shape to avoid cable wound)	Cable clamp with sealing gland for shielding
<b>Part number</b>	UTV SE****00	UTV JE****00	UTV KE****00	UTV TE****00



<b>Description</b>	Cable clamp
<b>Part number</b>	UTV CE****00

**NB: IP68 backshells are available upon request**

# Ruggedized Reverse Bayonet Connector



## Dimensions

	Shell 18		Shell 20		Shell 22		Shell 24		Shell 28		Shell 32		Shell 36		Shell 40	
	with grommet	without grommet	with grommet	without grommet	with grommet	without grommet	with grommet	without grommet	with grommet	without grommet	with grommet	without grommet	with grommet	without grommet	with grommet	without grommet
	**** =	**** =	**** =	**** =	**** =	**** =	**** =	**** =	**** =	**** =	**** =	**** =	**** =	**** =	**** =	**** =
	18-19	18-00	20-15	20-00	22-14	22-00	24-10	24-00	28-21	28-00	32A13	32A00	36A22	36A00	40A35 40A60	40A40
<b>A</b>	22,5		22,5		22,5		22,5		24		24		24		24	
<b>B</b>	45,6		45,6		45,6		45,6		48,1		48,1		48,1		48,1	
<b>C</b>	44		43,5		43,5		46		41							
<b>D</b>	26		25,5		17,5		20		18							
<b>E</b>	28,5		28,5		26		26		23							
<b>F</b>	43		44		44		49		46		59		60			
<b>H</b>	35,5		35,5		38,5		38,5		38,5		38,5		46			
<b>K</b>	PMA 17		PMA 17		PMA23		PMA23		PMA29		PMA36		PMA36			
<b>M</b>	23		23		31		31		31,5		31,5		37,5			
<b>N</b>	7/12		9/14		10/18		10/18		14/24		14/24		22/30			
<b>P</b>	30		31,5		38,5		38,5		45		45		51,5			
<b>S</b>	33,5		33,5		43		43		52		52					
<b>T</b>	8/12,5		10/14,5		13,5/18		13,5/18		17/24		17/24					
<b>U</b>	4/15,5		7/15,5		9/15,5		8,5/19,5		9,5/19,5							
	PG 13,5		PG16		PG 21		PG21		PG29		PG29		PG36		PG42	

**Note :** Dimensions are not contractual and may be subject to modifications.

⇒ All backshells are compatible with a grommet and a conical ring.

⇒ For cable or PMA tube diameter not included in the above chart please consult us.

# Ruggedized Reverse Bayonet Connector



## Tooling Data

Contact size	Contact type	Contact Ø mm	Contact Part number	Contact Size		Crimp tool	Locator	Extraction tool
				mm <sup>2</sup>	AWG			
#16	Male	1.6	RM16M23K	0.52 - 1.50	20-16	MH860 (M22520/7-01)	MH86164G	RX2025GE1
#16	Female	1.6	RC16M23K	0.52 - 1.50	20-16	MH860 (M22520/7-01)	MH86164G	RX2025GE1
#16	Male	1.6	RM14M30K	2.50	14	AF8 (M22520/3-1)	TP1142 (selector on 8)	RX2025GE1
#16	Female	1.6	RC14M30K	2.50	14	AF8 (M22520/3-1)	TP1142 (selector on 8)	RX2025GE1
#12	Male	2.4	8291 1437 NA	0.50	20	M317	VGE10077A	5106.021.09.24
#12	Female	2.4	8291 1436 A	0.50	20	M317	VGE10077A	5106.021.09.24
#12	Male	2.4	8291 1435 NA	0.75 - 1.00	18	M317	VGE10077A	5106.021.09.24
#12	Female	2.4	8291 1434 A	0.75 - 1.00	18	M317	VGE10077A	5106.021.09.24
#12	Male	2.4	8291 1463 NA	1.50	16	M317	VGE10077A	5106.021.09.24
#12	Female	2.4	8291 1462 A	1.50	16	M317	VGE10077A	5106.021.09.24
#12	Male	2.4	8291 1465 NA	2.50	14	M317	VGE10077A	5106.021.09.24
#12	Female	2.4	8291 1464 A	2.50	14	M317	VGE10077A	5106.021.09.24
#12	Male	2.4	8291 1437 NK	0.50	20	M317	VGE10077A	5106.021.09.24
#12	Female	2.4	8291 1436 K	0.50	20	M317	VGE10077A	5106.021.09.24
#12	Male	2.4	8291 1435 NK	0.75 - 100	18	M317	VGE10077A	5106.021.09.24
#12	Female	2.4	8291 1434 K	0.75 - 100	18	M317	VGE10077A	5106.021.09.24
#12	Male	2.4	8291 1463 NK	1.50	16	M317	VGE10077A	5106.021.09.24
#12	Female	2.4	8291 1462 K	1.50	16	M317	VGE10077A	5106.021.09.24
#12	Male	2.4	8291 1465 NK	2.50	14	M317	VGE10077A	5106.021.09.24
#12	Female	2.4	8291 1464 K	2.50	14	M317	VGE10077A	5106.021.09.24
#8	Male	3.6	8291 3601 A	1.50	16	M317	VGE10078A	5106.021.09.36
#8	Female	3.6	8291 3600 A	1.50	16	M317	VGE10078A	5106.021.09.36
#8	Male	3.6	8291 3603 A	2.50	14	M317	VGE10078A	5106.021.09.36
#8	Female	3.6	8291 3602 A	2.50	14	M317	VGE10078A	5106.021.09.36
#8	Male	3.6	8291 3605 A	4.00	12	M317	VGE10078A	5106.021.09.36
#8	Female	3.6	8291 3604 A	4.00	12	M317	VGE10078A	5106.021.09.36
#8	Male	3.6	8291 3607 A	6.00	10	M317	VGE10078A	5106.021.09.36
#8	Female	3.6	8291 3606 A	6.00	10	M317	VGE10078A	5106.021.09.36

For detailed information on crimp tooling: see crimp tooling section.

# Ruggedized Reverse Bayonet Connector



**Notes**

---

---

---

---

---

---

---

---

---

---

---

---

---

---

---

---

---

---

---

---

---

---

---

---

---



Компания «Океан Электроники» предлагает заключение долгосрочных отношений при поставках импортных электронных компонентов на взаимовыгодных условиях!

Наши преимущества:

- Поставка оригинальных импортных электронных компонентов напрямую с производств Америки, Европы и Азии, а так же с крупнейших складов мира;
- Широкая линейка поставок активных и пассивных импортных электронных компонентов (более 30 млн. наименований);
- Поставка сложных, дефицитных, либо снятых с производства позиций;
- Оперативные сроки поставки под заказ (от 5 рабочих дней);
- Экспресс доставка в любую точку России;
- Помощь Конструкторского Отдела и консультации квалифицированных инженеров;
- Техническая поддержка проекта, помощь в подборе аналогов, поставка прототипов;
- Поставка электронных компонентов под контролем ВП;
- Система менеджмента качества сертифицирована по Международному стандарту ISO 9001;
- При необходимости вся продукция военного и аэрокосмического назначения проходит испытания и сертификацию в лаборатории (по согласованию с заказчиком);
- Поставка специализированных компонентов военного и аэрокосмического уровня качества (Xilinx, Altera, Analog Devices, Intersil, Interpoint, Microsemi, Actel, Aeroflex, Peregrine, VPT, Syfer, Eurofarad, Texas Instruments, MS Kennedy, Miteq, Cobham, E2V, MA-COM, Hittite, Mini-Circuits, General Dynamics и др.);

Компания «Океан Электроники» является официальным дистрибьютором и эксклюзивным представителем в России одного из крупнейших производителей разъемов военного и аэрокосмического назначения «JONHON», а так же официальным дистрибьютором и эксклюзивным представителем в России производителя высокотехнологичных и надежных решений для передачи СВЧ сигналов «FORSTAR».



## JONHON

«JONHON» (основан в 1970 г.)

Разъемы специального, военного и аэрокосмического назначения:

(Применяются в военной, авиационной, аэрокосмической, морской, железнодорожной, горно- и нефтедобывающей отраслях промышленности)

«FORSTAR» (основан в 1998 г.)

ВЧ соединители, коаксиальные кабели, кабельные сборки и микроволновые компоненты:

(Применяются в телекоммуникациях гражданского и специального назначения, в средствах связи, РЛС, а так же военной, авиационной и аэрокосмической отраслях промышленности).



Телефон: 8 (812) 309-75-97 (многоканальный)

Факс: 8 (812) 320-03-32

Электронная почта: [ocean@oceanchips.ru](mailto:ocean@oceanchips.ru)

Web: <http://oceanchips.ru/>

Адрес: 198099, г. Санкт-Петербург, ул. Калинина, д. 2, корп. 4, лит. А