

NTC Thermistors, Radial Leaded, Standard Precision



FEATURES

- Accuracy over a wide temperature range
- High stability over a long life
- Excellent price/performance ratio
- UL recognized, file E148885
- Material categorization:
For definitions of compliance please see www.vishay.com/doc?99912


RoHS
COMPLIANT

APPLICATIONS

- Temperature measurement, sensing and control, temperature compensation in industrial and consumer electronics

DESCRIPTION

These thermistors have a negative temperature coefficient. The device consists of a chip with two solid copper tin plated leads. It is grey lacquered and color coded, but not insulated.

PACKAGING

The thermistors are packed in bulk or tape on reel; see code numbers and relevant packaging quantities.

DESIGN-IN SUPPORT

For complete Curve Computation, visit: www.vishay.com/resistors-non-linear/curve-computation-list/

MARKING

The thermistors are marked with colored bands; see dimensions drawing and “Electrical data and ordering information”.

MOUNTING

By soldering in any position.
Not intended for potted applications.

| QUICK REFERENCE DATA | | |
|--|---|------|
| PARAMETER | VALUE | UNIT |
| Resistance value at 25 °C | 3.3 to 470K | Ω |
| Tolerance on R_{25} -value | ± 2; ± 3; ± 5 | % |
| $B_{25/85}$ -value | 2880 to 4570 | K |
| Tolerance on $B_{25/85}$ -value | ± 0.5 to ± 3 | % |
| Operating temperature range: At zero power dissipation; continuously | - 40 to + 125 | °C |
| At zero power dissipation; for short periods | ≤ 150 | |
| Response time (in oil) | ≈ 1.2 | s |
| Thermal time constant τ (for information only) | 15 | s |
| Dissipation factor δ (for information only) | 7 8.5 (for R_{25} -value ≤ 680 Ω) | mW/K |
| Maximum power dissipation at 55 °C | 500 | mW |
| Climatic category (LCT/UCT/days) | 40/125/56 | - |
| Weight | ≈ 0.3 | g |

| ELECTRICAL DATA AND ORDERING INFORMATION | | | | | | | | |
|--|---------------------------|-------|----------------------|---|--|---------------------------|--------|-------|
| R_{25} (Ω) | $B_{25/85}$ -VALUE (K) | | UL APPROVED (Y/N) | SAP MATERIAL NUMBER NTCLE100E3...B0/T1/T2 ⁽²⁾ | OLD 12NC CODE 2381 640 3/4/6.... ⁽¹⁾ | COLOR CODE ⁽³⁾ | | |
| | | (± %) | | | | I | II | III |
| 3.3 | 2880 | 3 | N | 338*B0 | *338 | Orange | Orange | Gold |
| 4.7 | 2880 | 3 | N | 478*B0 | *478 | Yellow | Violet | Gold |
| 6.8 | 2880 | 3 | N | 688*B0 | *688 | Blue | Grey | Gold |
| 10 | 2990 | 3 | N | 109*B0 | *109 | Brown | Black | Black |
| 15 | 3041 | 3 | N | 159*B0 | *159 | Brown | Green | Black |
| 22 | 3136 | 3 | N | 229*B0 | *229 | Red | Red | Black |
| 33 | 3390 | 3 | Y | 339*B0 | *339 | Orange | Orange | Black |
| 47 | 3390 | 3 | Y | 479*B0 | *479 | Yellow | Violet | Black |
| 68 | 3390 | 3 | Y | 689*B0 | *689 | Blue | Grey | Black |
| 100 | 3560 | 1.5 | Y | 101*B0 | *101 | Brown | Black | Brown |
| 150 | 3560 | 1.5 | Y | 151*B0 | *151 | Brown | Green | Brown |
| 220 | 3560 | 1.5 | Y | 221*B0 | *221 | Red | Red | Brown |
| 330 | 3560 | 1.5 | Y | 331*B0 | *331 | Orange | Orange | Brown |

ELECTRICAL DATA AND ORDERING INFORMATION

| R_{25} (Ω) | $B_{25/85}$ -VALUE | | UL APPROVED (Y/N) | SAP MATERIAL NUMBER NTCLE100E3...B0/T1/T2 ⁽²⁾ | OLD 12NC CODE 2381 640 3/4/6... ⁽¹⁾ | COLOR CODE ⁽³⁾ | | |
|--------------------------|--------------------|------------|----------------------|---|---|---------------------------|--------|--------|
| | (K) | (\pm %) | | | | I | II | III |
| 470 | 3560 | 1.5 | Y | 471*B0 | *471 | Yellow | Violet | Brown |
| 680 | 3560 | 1.5 | Y | 681*B0 | *681 | Blue | Grey | Brown |
| 1000 | 3528 | 0.5 | Y | 102*B0 | *102 | Brown | Black | Red |
| 1500 | 3528 | 0.5 | Y | 152*B0 | *152 | Brown | Green | Red |
| 2000 | 3528 | 0.5 | Y | 202*B0 | *202 | Red | Black | Red |
| 2200 | 3977 | 0.75 | Y | 222*B0 | *222 | Red | Red | Red |
| 2700 | 3977 | 0.75 | Y | 272*B0 | *272 | Red | violet | Red |
| 3300 | 3977 | 0.75 | Y | 332*B0 | *332 | Orange | Orange | Red |
| 4700 | 3977 | 0.75 | Y | 472*B0 | *472 | Yellow | Violet | Red |
| 5000 | 3977 | 0.75 | Y | 502*B0 | *502 | Green | Black | Red |
| 6800 | 3977 | 0.75 | Y | 682*B0 | *682 | Blue | Grey | Red |
| 10 000 | 3977 | 0.75 | Y | 103*B0 | *103 | Brown | Black | Orange |
| 12 000 | 3740 | 2 | Y | 123*B0 | *123 | Brown | Red | Orange |
| 15 000 | 3740 | 2 | Y | 153*B0 | *153 | Brown | Green | Orange |
| 22 000 | 3740 | 2 | Y | 223*B0 | *223 | Red | Red | Orange |
| 33 000 | 4090 | 1.5 | Y | 333*B0 | *333 | Orange | Orange | Orange |
| 47 000 | 4090 | 1.5 | Y | 473*B0 | *473 | Yellow | Violet | Orange |
| 50 000 | 4190 | 1.5 | Y | 503*B0 | *503 | Green | Black | Orange |
| 68 000 | 4190 | 1.5 | Y | 683*B0 | *683 | Blue | Grey | Orange |
| 100 000 | 4190 | 1.5 | Y | 104*B0 | *104 | Brown | Black | Yellow |
| 150 000 | 4370 | 2.5 | Y | 154*B0 | *154 | Brown | Green | Yellow |
| 220 000 | 4370 | 2.5 | Y | 224*B0 | *224 | Red | Red | Yellow |
| 330 000 | 4570 | 1.5 | N | 334*B0 | *334 | Orange | Orange | Yellow |
| 470 000 | 4570 | 1.5 | N | 474*B0 | *474 | Yellow | Violet | Yellow |

Notes

- (1) Replace * in 12NC by 3 for 5 %, 6 for 3 %, 4 for 2 %
 (2) Replace * in SAP by J for 5 %, H for 3 %, G for 2 %
 (3) For $R_{25} \pm 2$ % band IV is red, ± 3 % band IV is orange, ± 5 % band IV is gold

DIMENSIONS in millimeters

DERATING AND TEMPERATURE TOLERANCES

Note

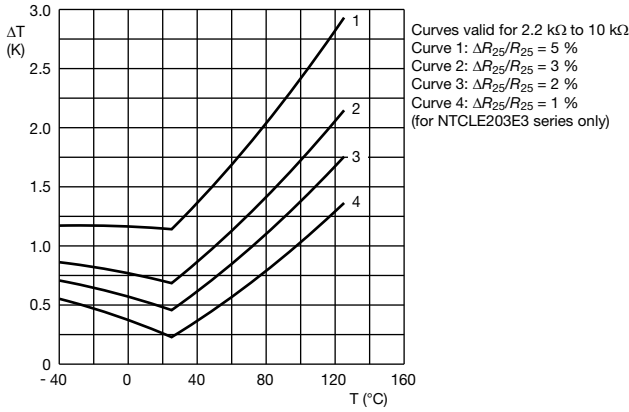
- Zero power is considered as measuring power max. 1 % of max. power.

PHYSICAL DIMENSIONS FOR RELEVANT TYPE (all dimensions in millimeters)

| R_{25} -VALUE | $B_{MAX.}$ | d | H_1 | | H_2 MAX. | L | P | $T_{MAX.}$ |
|--------------------------------|---------------|----------------|-------|------|------------|--------------|------|------------|
| | | | MIN. | MAX. | | | | |
| 3.3 Ω to 220 Ω | 5.0 | 0.6 \pm 0.06 | 1.0 | 4.0 | 6.0 | 24 \pm 1.5 | 2.54 | 4.0 |
| 330 Ω to 470 k Ω | 3.3 \pm 0.5 | 0.6 \pm 0.06 | 1.0 | 3.0 | 6.0 | 24 \pm 1.5 | 2.54 | 3.0 |



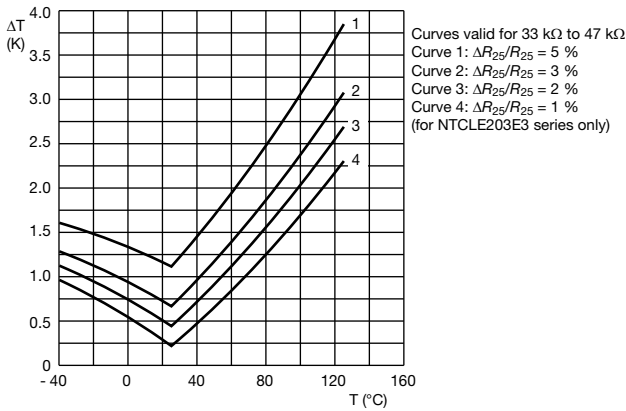
TEMPERATURE DEVIATION AS A FUNCTION OF THE AMBIENT TEMPERATURE



TEMPERATURE DEVIATION AS A FUNCTION OF THE AMBIENT TEMPERATURE



TEMPERATURE DEVIATION AS A FUNCTION OF THE AMBIENT TEMPERATURE



TEMPERATURE DEVIATION AS A FUNCTION OF THE AMBIENT TEMPERATURE



TEMPERATURE DEVIATION AS A FUNCTION OF THE AMBIENT TEMPERATURE



TEMPERATURE DEVIATION AS A FUNCTION OF THE AMBIENT TEMPERATURE



R_T VALUE AND TOLERANCE

These thermistors have a narrow tolerance on the B-value, the result of which provides a very small tolerance on the nominal resistance value over a wide temperature range. For this reason the usual graphs of $R = f(T)$ are replaced by Resistance Values at Intermediate Temperatures Tables, together with a formula to calculate the characteristics with a high precision.

FORMULAE TO DETERMINE NOMINAL RESISTANCE VALUES

The resistance values at intermediate temperatures, or the operating temperature values, can be calculated using the following interpolation laws (extended "Steinhart and Hart"):

$$R_{(T)} = R_{ref} \times e^{(A+B/T+C/T^2+D/T^3)} \quad (1)$$

$$T_{(R)} = \left(A_1 + B_1 \ln \frac{R}{R_{ref}} + C_1 \ln^2 \frac{R}{R_{ref}} + D_1 \ln^3 \frac{R}{R_{ref}} \right)^{-1} \quad (2)$$

where:

A, B, C, D, A₁, B₁, C₁ and D₁ are constant values depending on the material concerned; see table below.

R_{ref.} is the resistance value at a reference temperature (in this event 25 °C, R_{ref.} = R₂₅).

T is the temperature in K.

Formulae numbered and are interchangeable with an error of max. 0.005 °C in the range 25 °C to 125 °C and max. 0.015 °C in the range - 40 °C to + 25 °C.

DETERMINATION OF THE RESISTANCE/TEMPERATURE DEVIATION FROM NOMINAL VALUE

The total resistance deviation is obtained by combining the "R₂₅-tolerance" and the "resistance deviation due to B-tolerance".

When:

X = R₂₅-tolerance

Y = resistance deviation due to B-tolerance

Z = complete resistance deviation,

then: $Z = \left[\left(1 + \frac{X}{100} \right) \times \left(1 + \frac{Y}{100} \right) - 1 \right] \times 100 \%$ or $Z \approx X + Y$

When:

TCR = temperature coefficient

ΔT = temperature deviation,

then: $\Delta T = \frac{Z}{TCR}$

The temperature tolerances are plotted in the graphs on the previous page.

Example: at 0 °C, assume X = 5 %, Y = 0.89 % and TCR = 5.08 %/K (see table), then:

$$Z = \left\{ \left[1 + \frac{5}{100} \right] \times \left[1 + \frac{0.89}{100} \right] - 1 \right\} \times 100 \%$$

$$= \{ 1.05 \times 1.0089 - 1 \} \times 100 \% = 5.9345 \% (\approx 5.93 \%)$$

$$\Delta T = \frac{Z}{TCR} = \frac{5.93}{5.08} = 1.167 \text{ } ^\circ\text{C} (\approx 1.17 \text{ } ^\circ\text{C})$$

A NTC with a R₂₅-value of 10 kΩ has a value of 32.56 kΩ between - 1.17 °C and + 1.17 °C.

PARAMETER FOR DETERMINING NOMINAL RESISTANCE VALUES

| NUMBER | B _{25/85} (K) | NAME | TOL. B (%) | A | B (K) | C (K ²) | D (K ³) | A ₁ | B ₁ (K ⁻¹) | C ₁ (K ⁻²) | D ₁ (K ⁻³) |
|--------|------------------------|------------------------------------|------------|-----------|----------|---------------------|---------------------|----------------|-----------------------------------|-----------------------------------|-----------------------------------|
| 1 | 2880 | Mat O. with B _n = 2880K | 3 | - 9.094 | 2251.74 | 229098 | - 2.744820E+07 | 3.354016E-03 | 3.495020E-04 | 2.095959E-06 | 4.260615E-07 |
| 2 | 2990 | Mat P. with B _n = 3990K | 3 | - 10.2296 | 2887.62 | 132336 | - 2.502510E+07 | 3.354016E-03 | 3.415560E-04 | 4.955455E-06 | 4.364236E-07 |
| 3 | 3041 | Mat Q. with B _n = 3041K | 3 | - 11.1334 | 3658.73 | - 102895 | 5.166520E+05 | 3.354016E-03 | 3.349290E-04 | 3.683843E-06 | 7.050455E-07 |
| 4 | 3136 | Mat R. with B _n = 3136K | 3 | - 12.4493 | 4702.74 | - 402687 | 3.196830E+07 | 3.354016E-03 | 3.243880E-04 | 2.658012E-06 | - 2.701560E-07 |
| 5 | 3390 | Mat S. with B _n = 3390K | 3 | - 12.6814 | 4391.97 | - 232807 | 1.509643E+07 | 3.354016E-03 | 2.993410E-04 | 2.135133E-06 | - 5.672000E-09 |
| 6 | 3528 ⁽¹⁾ | Mat I. with B _n = 3528K | 0.5 | - 12.0596 | 3687.667 | - 7617.13 | - 5.914730E+06 | 3.354016E-03 | 2.909670E-04 | 1.632136E-06 | 7.192200E-08 |
| | 3528 ⁽²⁾ | | | - 21.0704 | 11903.95 | - 2504699 | 2.470338E+08 | 3.354016E-03 | 2.933908E-04 | 3.494314E-06 | - 7.712690E-07 |
| 7 | 3560 | Mat H. with B _n = 3560K | 1.5 | - 13.0723 | 4190.574 | - 47158.4 | - 1.199256E+07 | 3.354016E-03 | 2.884193E-04 | 4.118032E-06 | 1.786790E-07 |
| 8 | 3740 | Mat B. with B _n = 3740K | 2 | - 13.8973 | 4557.725 | - 98275 | - 7.522357E+06 | 3.354016E-03 | 2.744032E-04 | 3.666944E-06 | 1.375492E-07 |
| 9 | 3977 | Mat A. with B _n = 3977K | 0.75 | - 14.6337 | 4791.842 | - 115334 | - 3.730535E+06 | 3.354016E-03 | 2.569850E-04 | 2.620131E-06 | 6.383091E-08 |
| 10 | 4090 | Mat C. with B _n = 4090K | 1.5 | - 15.5322 | 5229.973 | - 160451 | - 5.414091E+06 | 3.354016E-03 | 2.519107E-04 | 3.510939E-06 | 1.105179E-07 |
| 11 | 4190 | Mat D. with B _n = 4190K | 1.5 | - 16.0349 | 5459.339 | - 191141 | - 3.328322E+06 | 3.354016E-03 | 2.460382E-04 | 3.405377E-06 | 1.034240E-07 |
| 12 | 4370 | Mat E. with B _n = 4370K | 2.5 | - 16.8717 | 5759.15 | - 194267 | - 6.869149E+06 | 3.354016E-03 | 2.367720E-04 | 3.585140E-06 | 1.255349E-07 |
| 13 | 4570 | Mat F. with B _n = 4570K | 1.5 | - 17.6439 | 6022.726 | - 203157 | - 7.183526E+06 | 3.354016E-03 | 2.264097E-04 | 3.278184E-06 | 1.097628E-07 |

Notes

⁽¹⁾ Temperature < 25 °C

⁽²⁾ Temperature ≥ 25 °C



For complete Curve Computation, visit: www.vishay.com/resistors-non-linear/curve-computation-list/

| RESISTANCE VALUES AT INTERMEDIATE TEMPERATURES WITH R_{25} AT (3.3, 4.7, 6.8) Ω | | | | | |
|---|---------------------------------|---------------------------------|---------------------------------|--------------|---------------------------------------|
| T_{OPER} (°C) | PART NUMBER NTCLE100E3338*** | PART NUMBER NTCLE100E3478*** | PART NUMBER NTCLE100E3688*** | TCR (%/K) | $\Delta R/R$ DUE TO $B_{tol.}$ (%) |
| | R_T (Ω) | R_T (Ω) | R_T (Ω) | | |
| -40 | 45.00 | 64.09 | 92.73 | -4.97 | 8.08 |
| -35 | 35.25 | 50.20 | 72.63 | -4.80 | 7.30 |
| -30 | 27.84 | 39.64 | 57.36 | -4.64 | 6.55 |
| -25 | 22.16 | 31.56 | 45.66 | -4.48 | 5.84 |
| -20 | 17.78 | 25.32 | 36.63 | -4.33 | 5.15 |
| -15 | 14.37 | 20.46 | 29.60 | -4.19 | 4.49 |
| -10 | 11.69 | 16.65 | 24.09 | -4.05 | 3.85 |
| -5 | 9.582 | 13.65 | 19.74 | -3.92 | 3.24 |
| 0 | 7.904 | 11.26 | 16.29 | -3.79 | 2.65 |
| 5 | 6.560 | 9.344 | 13.52 | -3.66 | 2.08 |
| 10 | 5.479 | 7.803 | 11.29 | -3.55 | 1.54 |
| 15 | 4.602 | 6.554 | 9.482 | -3.43 | 1.01 |
| 20 | 3.886 | 5.535 | 8.008 | -3.32 | 0.49 |
| 25 | 3.300 | 4.700 | 6.800 | -3.22 | 0.00 |
| 30 | 2.816 | 4.011 | 5.803 | -3.12 | 0.48 |
| 35 | 2.415 | 3.440 | 4.977 | -3.02 | 0.94 |
| 40 | 2.081 | 2.964 | 4.289 | -2.93 | 1.39 |
| 45 | 1.801 | 2.566 | 3.712 | -2.84 | 1.82 |
| 50 | 1.566 | 2.230 | 3.227 | -2.76 | 2.24 |
| 55 | 1.367 | 1.947 | 2.817 | -2.68 | 2.65 |
| 60 | 1.198 | 1.706 | 2.469 | -2.60 | 3.04 |
| 65 | 1.054 | 1.501 | 2.172 | -2.52 | 3.43 |
| 70 | 0.9308 | 1.326 | 1.918 | -2.45 | 3.80 |
| 75 | 0.8248 | 1.175 | 1.700 | -2.38 | 4.16 |
| 80 | 0.7334 | 1.044 | 1.511 | -2.32 | 4.51 |
| 85 | 0.6542 | 0.9318 | 1.348 | -2.25 | 4.85 |
| 90 | 0.5854 | 0.8338 | 1.206 | -2.19 | 5.19 |
| 95 | 0.5255 | 0.7484 | 1.083 | -2.13 | 5.51 |
| 100 | 0.4730 | 0.6737 | 0.9748 | -2.07 | 5.82 |
| 105 | 0.4270 | 0.6082 | 0.8799 | -2.02 | 6.13 |
| 110 | 0.3865 | 0.5505 | 0.7965 | -1.97 | 6.43 |
| 115 | 0.3508 | 0.4996 | 0.7228 | -1.92 | 6.72 |
| 120 | 0.3192 | 0.4545 | 0.6576 | -1.87 | 7.00 |
| 125 | 0.2911 | 0.4145 | 0.5998 | -1.82 | 7.28 |
| 130 | 0.2661 | 0.3789 | 0.5483 | -1.77 | 7.55 |
| 135 | 0.2438 | 0.3472 | 0.5023 | -1.73 | 7.81 |
| 140 | 0.2238 | 0.3188 | 0.4612 | -1.69 | 8.07 |
| 145 | 0.2059 | 0.2933 | 0.4244 | -1.65 | 8.32 |
| 150 | 0.1899 | 0.2704 | 0.3912 | -1.61 | 8.56 |



For complete Curve Computation, visit: www.vishay.com/resistors-non-linear/curve-computation-list/

| RESISTANCE VALUES AT INTERMEDIATE TEMPERATURES WITH R₂₅ AT (10, 15, 22) Ω | | | | | | | | | |
|---|---------------------------------|--------------|--------------------------------------|---------------------------------|--------------|--------------------------------------|---------------------------------|--------------|--------------------------------------|
| T _{OPER} (°C) | PART NUMBER NTCLE100E3109*** | | | PART NUMBER NTCLE100E3159*** | | | PART NUMBER NTCLE100E3229*** | | |
| | R _T (Ω) | TCR (%/K) | ΔR/R DUE TO B _{tol.} (%) | R _T (Ω) | TCR (%/K) | ΔR/R DUE TO B _{tol.} (%) | R _T (Ω) | TCR (%/K) | ΔR/R DUE TO B _{tol.} (%) |
| -40 | 136.7 | -4.86 | 8.39 | 224.8 | -5.16 | 8.65 | 374.9 | -5.54 | 8.80 |
| -35 | 107.6 | -4.72 | 7.58 | 174.5 | -4.98 | 7.79 | 285.8 | -5.31 | 7.95 |
| -30 | 85.32 | -4.58 | 6.81 | 136.6 | -4.80 | 6.98 | 220.4 | -5.10 | 7.14 |
| -25 | 68.10 | -4.44 | 6.06 | 107.9 | -4.64 | 6.21 | 171.7 | -4.90 | 6.36 |
| -20 | 54.72 | -4.31 | 5.35 | 85.94 | -4.48 | 5.47 | 135.0 | -4.71 | 5.61 |
| -15 | 44.25 | -4.18 | 4.66 | 68.96 | -4.33 | 4.76 | 107.2 | -4.53 | 4.89 |
| -10 | 36.02 | -4.06 | 4.00 | 55.74 | -4.19 | 4.08 | 85.79 | -4.37 | 4.20 |
| -5 | 29.49 | -3.94 | 3.37 | 45.37 | -4.05 | 3.43 | 69.21 | -4.22 | 3.53 |
| 0 | 24.30 | -3.82 | 2.75 | 37.17 | -3.92 | 2.81 | 56.26 | -4.07 | 2.89 |
| 5 | 20.13 | -3.71 | 2.16 | 30.65 | -3.80 | 2.20 | 46.05 | -3.94 | 2.27 |
| 10 | 16.77 | -3.60 | 1.59 | 25.42 | -3.68 | 1.62 | 37.94 | -3.81 | 1.67 |
| 15 | 14.04 | -3.50 | 1.04 | 21.21 | -3.57 | 1.06 | 31.45 | -3.69 | 1.10 |
| 20 | 11.82 | -3.39 | 0.51 | 17.79 | -3.46 | 0.52 | 26.23 | -3.57 | 0.54 |
| 25 | 10.00 | -3.30 | 0.00 | 15.00 | -3.36 | 0.00 | 22.00 | -3.47 | 0.00 |
| 30 | 8.500 | -3.20 | 0.50 | 12.76 | -3.26 | 0.49 | 18.55 | -3.36 | 0.52 |
| 35 | 7.259 | -3.11 | 0.98 | 10.86 | -3.17 | 0.98 | 15.72 | -3.26 | 1.02 |
| 40 | 6.226 | -3.03 | 1.44 | 9.291 | -3.08 | 1.46 | 13.38 | -3.17 | 1.51 |
| 45 | 5.363 | -2.94 | 1.89 | 7.982 | -2.99 | 1.92 | 11.45 | -3.08 | 1.98 |
| 50 | 4.639 | -2.86 | 2.33 | 6.887 | -2.91 | 2.36 | 9.833 | -3.00 | 2.44 |
| 55 | 4.029 | -2.78 | 2.75 | 5.966 | -2.83 | 2.79 | 8.482 | -2.92 | 2.88 |
| 60 | 3.512 | -2.71 | 3.16 | 5.189 | -2.75 | 3.21 | 7.346 | -2.84 | 3.32 |
| 65 | 3.073 | -2.64 | 3.56 | 4.529 | -2.68 | 3.62 | 6.386 | -2.76 | 3.73 |
| 70 | 2.698 | -2.57 | 3.95 | 3.968 | -2.61 | 4.02 | 5.572 | -2.69 | 4.14 |
| 75 | 2.377 | -2.50 | 4.32 | 3.488 | -2.54 | 4.41 | 4.879 | -2.62 | 4.53 |
| 80 | 2.101 | -2.43 | 4.69 | 3.077 | -2.48 | 4.78 | 4.286 | -2.56 | 4.91 |
| 85 | 1.864 | -2.37 | 5.04 | 2.722 | -2.41 | 5.15 | 3.777 | -2.50 | 5.29 |
| 90 | 1.658 | -2.31 | 5.38 | 2.416 | -2.35 | 5.51 | 3.339 | -2.44 | 5.65 |
| 95 | 1.479 | -2.25 | 5.72 | 2.151 | -2.30 | 5.85 | 2.960 | -2.38 | 6.00 |
| 100 | 1.323 | -2.20 | 6.05 | 1.920 | -2.24 | 6.19 | 2.632 | -2.32 | 6.34 |
| 105 | 1.187 | -2.14 | 6.36 | 1.719 | -2.19 | 6.53 | 2.347 | -2.27 | 6.68 |
| 110 | 1.068 | -2.09 | 6.67 | 1.543 | -2.13 | 6.85 | 2.098 | -2.22 | 7.00 |
| 115 | 0.9635 | -2.04 | 6.98 | 1.389 | -2.08 | 7.17 | 1.880 | -2.17 | 7.32 |
| 120 | 0.8712 | -1.99 | 7.27 | 1.253 | -2.03 | 7.48 | 1.689 | -2.12 | 7.62 |
| 125 | 0.7897 | -1.94 | 7.56 | 1.133 | -1.99 | 7.78 | 1.521 | -2.07 | 7.93 |
| 130 | 0.7174 | -1.90 | 7.84 | 1.027 | -1.94 | 8.08 | 1.373 | -2.03 | 8.22 |
| 135 | 0.6533 | -1.85 | 8.11 | 0.9326 | -1.90 | 8.37 | 1.242 | -1.98 | 8.50 |
| 140 | 0.5961 | -1.81 | 8.37 | 0.8490 | -1.86 | 8.65 | 1.126 | -1.94 | 8.78 |
| 145 | 0.5451 | -1.77 | 8.63 | 0.7744 | -1.82 | 8.93 | 1.023 | -1.90 | 9.06 |
| 150 | 0.4995 | -1.73 | 8.89 | 0.7079 | -1.78 | 9.20 | 0.9309 | -1.86 | 9.32 |



For complete Curve Computation, visit: www.vishay.com/resistors-non-linear/curve-computation-list/

| RESISTANCE VALUES AT INTERMEDIATE TEMPERATURES WITH R_{25} AT (33, 47, 68) Ω | | | | | |
|--|---------------------------------|---------------------------------|---------------------------------|--------------|---------------------------------------|
| T_{OPER} (°C) | PART NUMBER NTCLE100E3339*** | PART NUMBER NTCLE100E3479*** | PART NUMBER NTCLE100E3689*** | TCR (%/K) | $\Delta R/R$ DUE TO $B_{tol.}$ (%) |
| | R_T (Ω) | R_T (Ω) | R_T (Ω) | | |
| -40 | 707.0 | 1007 | 1457 | -5.94 | 9.30 |
| -35 | 528.5 | 752.7 | 1089 | -5.70 | 8.44 |
| -30 | 399.5 | 569.0 | 823.3 | -5.49 | 7.60 |
| -25 | 305.3 | 434.8 | 629.1 | -5.28 | 6.79 |
| -20 | 235.6 | 335.6 | 485.5 | -5.09 | 6.01 |
| -15 | 183.5 | 261.4 | 378.2 | -4.90 | 5.25 |
| -10 | 144.3 | 205.5 | 297.3 | -4.73 | 4.51 |
| -5 | 114.3 | 162.8 | 235.6 | -4.57 | 3.80 |
| 0 | 91.34 | 130.1 | 188.2 | -4.42 | 3.11 |
| 5 | 73.51 | 104.7 | 151.5 | -4.27 | 2.45 |
| 10 | 59.59 | 84.87 | 122.8 | -4.13 | 1.80 |
| 15 | 48.63 | 69.26 | 100.2 | -4.00 | 1.18 |
| 20 | 39.94 | 56.88 | 82.29 | -3.88 | 0.58 |
| 25 | 33.00 | 47.00 | 68.00 | -3.76 | 0.00 |
| 30 | 27.43 | 39.06 | 56.51 | -3.64 | 0.56 |
| 35 | 22.92 | 32.64 | 47.23 | -3.54 | 1.11 |
| 40 | 19.26 | 27.42 | 39.68 | -3.43 | 1.63 |
| 45 | 16.26 | 23.16 | 33.50 | -3.34 | 2.14 |
| 50 | 13.79 | 19.65 | 28.42 | -3.24 | 2.63 |
| 55 | 11.76 | 16.74 | 24.23 | -3.15 | 3.11 |
| 60 | 10.06 | 14.33 | 20.74 | -3.07 | 3.57 |
| 65 | 8.652 | 12.32 | 17.83 | -2.98 | 4.02 |
| 70 | 7.468 | 10.64 | 15.39 | -2.90 | 4.45 |
| 75 | 6.471 | 9.216 | 13.33 | -2.83 | 4.87 |
| 80 | 5.628 | 8.015 | 11.60 | -2.76 | 5.27 |
| 85 | 4.912 | 6.996 | 10.12 | -2.69 | 5.66 |
| 90 | 4.302 | 6.127 | 8.865 | -2.62 | 6.04 |
| 95 | 3.780 | 5.384 | 7.790 | -2.55 | 6.41 |
| 100 | 3.332 | 4.746 | 6.867 | -2.49 | 6.77 |
| 105 | 2.946 | 4.196 | 6.071 | -2.43 | 7.11 |
| 110 | 2.613 | 3.721 | 5.384 | -2.37 | 7.45 |
| 115 | 2.324 | 3.310 | 4.788 | -2.32 | 7.77 |
| 120 | 2.072 | 2.951 | 4.270 | -2.26 | 8.09 |
| 125 | 1.853 | 2.639 | 3.818 | -2.21 | 8.39 |
| 130 | 1.661 | 2.365 | 3.422 | -2.16 | 8.69 |
| 135 | 1.492 | 2.125 | 3.075 | -2.11 | 8.97 |
| 140 | 1.344 | 1.914 | 2.770 | -2.07 | 9.25 |
| 145 | 1.213 | 1.728 | 2.500 | -2.02 | 9.52 |
| 150 | 1.098 | 1.564 | 2.262 | -1.98 | 9.79 |



For complete Curve Computation, visit: www.vishay.com/resistors-non-linear/curve-computation-list/

| RESISTANCE VALUES AT INTERMEDIATE TEMPERATURES WITH R_{25} AT (100, 150, 220, 330, 470, 680) Ω | | | | | | | | |
|---|---------------------------------|---------------------------------|---------------------------------|---------------------------------|---------------------------------|---------------------------------|--------------|--|
| T_{OPER} (°C) | PART NUMBER NTCLE100E3101*** | PART NUMBER NTCLE100E3151*** | PART NUMBER NTCLE100E3221*** | PART NUMBER NTCLE100E3331*** | PART NUMBER NTCLE100E3471*** | PART NUMBER NTCLE100E3681*** | TCR (%/K) | $\Delta R/R$ DUE TO $B_{tot.}$ (%) |
| | R_T (Ω) | R_T (Ω) | R_T (Ω) | R_T (Ω) | R_T (Ω) | R_T (Ω) | | |
| -40 | 2193 | 3289 | 4824 | 7236 | 10 305 | 14 910 | -5.75 | 4.99 |
| -35 | 1652 | 2478 | 3635 | 5452 | 7766 | 11 235 | -5.57 | 4.51 |
| -30 | 1256 | 1884 | 2763 | 4144 | 5902 | 8540 | -5.40 | 4.05 |
| -25 | 962.5 | 1444 | 2117 | 3176 | 4524 | 6545 | -5.24 | 3.61 |
| -20 | 743.6 | 1115 | 1636 | 2454 | 3495 | 5057 | -5.08 | 3.19 |
| -15 | 579.0 | 868.5 | 1274 | 1911 | 2721 | 3937 | -4.93 | 2.78 |
| -10 | 454.2 | 681.2 | 999.1 | 1499 | 2135 | 3088 | -4.78 | 2.38 |
| -5 | 358.8 | 538.2 | 789.4 | 1184 | 1686 | 2440 | -4.64 | 2.01 |
| 0 | 285.4 | 428.2 | 628.0 | 942.0 | 1342 | 1941 | -4.51 | 1.64 |
| 5 | 228.6 | 342.9 | 502.9 | 754.4 | 1074 | 1554 | -4.38 | 1.29 |
| 10 | 184.2 | 276.4 | 405.3 | 608.0 | 866.0 | 1253 | -4.25 | 0.95 |
| 15 | 149.4 | 224.1 | 328.7 | 493.1 | 702.2 | 1016 | -4.13 | 0.62 |
| 20 | 121.9 | 182.8 | 268.2 | 402.2 | 572.9 | 828.8 | -4.01 | 0.31 |
| 25 | 100.0 | 150.0 | 220.0 | 330.0 | 470.0 | 680.0 | -3.90 | 0.00 |
| 30 | 82.49 | 123.7 | 181.5 | 272.2 | 387.7 | 561.0 | -3.80 | 0.30 |
| 35 | 68.41 | 102.6 | 150.5 | 225.8 | 321.5 | 465.2 | -3.69 | 0.58 |
| 40 | 57.02 | 85.54 | 125.5 | 188.2 | 268.0 | 387.8 | -3.59 | 0.86 |
| 45 | 47.77 | 71.65 | 105.1 | 157.6 | 224.5 | 324.8 | -3.50 | 1.13 |
| 50 | 40.20 | 60.30 | 88.44 | 132.7 | 188.9 | 273.3 | -3.40 | 1.39 |
| 55 | 33.98 | 50.98 | 74.76 | 112.1 | 159.7 | 231.1 | -3.31 | 1.64 |
| 60 | 28.86 | 43.28 | 63.48 | 95.23 | 135.6 | 196.2 | -3.23 | 1.88 |
| 65 | 24.61 | 36.91 | 54.13 | 81.20 | 115.6 | 167.3 | -3.15 | 2.12 |
| 70 | 21.07 | 31.60 | 46.35 | 69.52 | 99.01 | 143.3 | -3.07 | 2.35 |
| 75 | 18.11 | 27.16 | 39.84 | 59.76 | 85.11 | 123.1 | -2.99 | 2.57 |
| 80 | 15.62 | 23.43 | 34.37 | 51.56 | 73.43 | 106.2 | -2.91 | 2.79 |
| 85 | 13.53 | 20.29 | 29.76 | 44.65 | 63.59 | 92.00 | -2.84 | 3.00 |
| 90 | 11.76 | 17.63 | 25.86 | 38.80 | 55.26 | 79.95 | -2.77 | 3.21 |
| 95 | 10.25 | 15.38 | 22.55 | 33.83 | 48.18 | 69.71 | -2.71 | 3.41 |
| 100 | 8.968 | 13.45 | 19.73 | 29.59 | 42.15 | 60.98 | -2.64 | 3.60 |
| 105 | 7.871 | 11.81 | 17.32 | 25.97 | 36.99 | 53.52 | -2.58 | 3.79 |
| 110 | 6.928 | 10.39 | 15.24 | 22.86 | 32.56 | 47.11 | -2.52 | 3.97 |
| 115 | 6.117 | 9.176 | 13.46 | 20.19 | 28.75 | 41.60 | -2.46 | 4.15 |
| 120 | 5.416 | 8.125 | 11.92 | 17.87 | 25.46 | 36.83 | -2.41 | 4.33 |
| 125 | 4.809 | 7.214 | 10.58 | 15.87 | 22.60 | 32.70 | -2.35 | 4.50 |
| 130 | 4.282 | 6.422 | 9.419 | 14.13 | 20.12 | 29.11 | -2.30 | 4.66 |
| 135 | 3.822 | 5.732 | 8.408 | 12.61 | 17.96 | 25.99 | -2.25 | 4.83 |
| 140 | 3.420 | 5.130 | 7.523 | 11.29 | 16.07 | 23.25 | -2.20 | 4.99 |
| 145 | 3.068 | 4.601 | 6.749 | 10.12 | 14.42 | 20.86 | -2.15 | 5.14 |
| 150 | 2.758 | 4.137 | 6.068 | 9.102 | 12.96 | 18.76 | -2.10 | 5.29 |



For complete Curve Computation, visit: www.vishay.com/resistors-non-linear/curve-computation-list/

| RESISTANCE VALUES AT INTERMEDIATE TEMPERATURES WITH R_{25} AT (1, 1.5, 2) kΩ | | | | | |
|--|---------------------------------|---------------------------------|---------------------------------|--------------|---------------------------------------|
| T_{OPER} (°C) | PART NUMBER NTCLE100E3102*** | PART NUMBER NTCLE100E3152*** | PART NUMBER NTCLE100E3202*** | TCR (%/K) | $\Delta R/R$ DUE TO $B_{tol.}$ (%) |
| | R_T (Ω) | R_T (Ω) | R_T (Ω) | | |
| -40 | 23 342 | 35 013 | 46 684 | - 6.06 | 1.65 |
| -35 | 17 336 | 26 004 | 34 672 | - 5.84 | 1.49 |
| -30 | 13 018 | 19 526 | 26 035 | - 5.62 | 1.34 |
| -25 | 9877 | 14 816 | 19 754 | - 5.42 | 1.19 |
| -20 | 7569 | 11 353 | 15 138 | - 5.23 | 1.05 |
| -15 | 5855 | 8782 | 11 709 | - 5.05 | 0.92 |
| -10 | 4569 | 6854 | 9138 | - 4.87 | 0.79 |
| -5 | 3596 | 5395 | 7193 | - 4.71 | 0.66 |
| 0 | 2854 | 4280 | 5707 | - 4.55 | 0.54 |
| 5 | 2282 | 3422 | 4563 | - 4.40 | 0.43 |
| 10 | 1838 | 2757 | 3675 | - 4.26 | 0.31 |
| 15 | 1491 | 2236 | 2981 | - 4.12 | 0.21 |
| 20 | 1217 | 1826 | 2434 | - 3.99 | 0.10 |
| 25 | 1000 | 1500 | 2000 | - 3.87 | 0.00 |
| 30 | 826.6 | 1240 | 1653 | - 3.75 | 0.10 |
| 35 | 687.3 | 1031 | 1375 | - 3.63 | 0.19 |
| 40 | 574.6 | 861.9 | 1149 | - 3.53 | 0.28 |
| 45 | 482.7 | 724.0 | 965.4 | - 3.42 | 0.37 |
| 50 | 407.4 | 611.0 | 814.7 | - 3.32 | 0.46 |
| 55 | 345.2 | 517.8 | 690.5 | - 3.23 | 0.54 |
| 60 | 293.7 | 440.6 | 587.4 | - 3.14 | 0.62 |
| 65 | 250.8 | 376.2 | 501.6 | - 3.05 | 0.70 |
| 70 | 214.9 | 322.4 | 429.8 | - 2.97 | 0.78 |
| 75 | 184.7 | 277.1 | 369.5 | - 2.89 | 0.86 |
| 80 | 159.3 | 238.9 | 318.6 | - 2.81 | 0.93 |
| 85 | 137.7 | 206.6 | 275.5 | - 2.73 | 1.01 |
| 90 | 119.4 | 179.1 | 238.8 | - 2.66 | 1.08 |
| 95 | 103.8 | 155.7 | 207.6 | - 2.59 | 1.15 |
| 100 | 90.45 | 135.7 | 180.9 | - 2.53 | 1.22 |
| 105 | 79.00 | 118.5 | 158.0 | - 2.46 | 1.29 |
| 110 | 69.15 | 103.7 | 138.3 | - 2.40 | 1.35 |
| 115 | 60.66 | 90.99 | 121.3 | - 2.34 | 1.42 |
| 120 | 53.32 | 79.98 | 106.6 | - 2.29 | 1.48 |
| 125 | 46.96 | 70.44 | 93.92 | - 2.23 | 1.55 |
| 130 | 41.43 | 62.15 | 82.87 | - 2.18 | 1.61 |
| 135 | 36.63 | 54.94 | 73.25 | - 2.13 | 1.67 |
| 140 | 32.43 | 48.65 | 64.87 | - 2.08 | 1.73 |
| 145 | 28.77 | 43.16 | 57.54 | - 2.03 | 1.79 |
| 150 | 25.56 | 38.34 | 51.12 | - 1.98 | 1.85 |



For complete Curve Computation, visit: www.vishay.com/resistors-non-linear/curve-computation-list/

| RESISTANCE VALUES AT INTERMEDIATE TEMPERATURES WITH R_{25} AT (2.2, 2.7, 3.3, 4.7, 5.0, 6.8, 10) kΩ | | | | | | | | | |
|---|---------------------------------|---------------------------------|---------------------------------|---------------------------------|---------------------------------|---------------------------------|---------------------------------|--------------|--|
| T _{OPER} (°C) | PART NUMBER NTCLE100E3222*** | PART NUMBER NTCLE100E3272*** | PART NUMBER NTCLE100E3332*** | PART NUMBER NTCLE100E3472*** | PART NUMBER NTCLE100E3502*** | PART NUMBER NTCLE100E3682*** | PART NUMBER NTCLE100E3103*** | TCR (%/K) | $\Delta R/R$ DUE TO $B_{tol.}$ (%) |
| | R_T (Ω) | R_T (Ω) | R_T (Ω) | R_T (Ω) | R_T (Ω) | R_T (Ω) | R_T (Ω) | | |
| -40 | 73 061 | 89 665 | 109 591 | 156 084 | 166 047 | 225 824 | 332 094 | -6.62 | 2.79 |
| -35 | 52 778 | 64 773 | 79 167 | 112 753 | 119 950 | 163 132 | 239 900 | -6.39 | 2.52 |
| -30 | 38 544 | 47 304 | 57 816 | 82 344 | 87 600 | 119 136 | 175 200 | -6.18 | 2.26 |
| -25 | 28 443 | 34 907 | 42 665 | 60 765 | 64 643 | 87 915 | 129 287 | -5.98 | 2.02 |
| -20 | 21 199 | 26 017 | 31 798 | 45 288 | 48 179 | 65 524 | 96 358 | -5.78 | 1.78 |
| -15 | 15 950 | 19 575 | 23 925 | 34 075 | 36 250 | 49 300 | 72 500 | -5.60 | 1.55 |
| -10 | 12 110 | 14 862 | 18 165 | 25 872 | 27 523 | 37 431 | 55 046 | -5.42 | 1.33 |
| -5 | 9275 | 11 382 | 13 912 | 19 814 | 21 078 | 28 667 | 42 157 | -5.25 | 1.12 |
| 0 | 7162 | 8790 | 10 743 | 15 300 | 16 277 | 22 137 | 32 554 | -5.09 | 0.92 |
| 5 | 5574 | 6841 | 8362 | 11 909 | 12 669 | 17 230 | 25 339 | -4.93 | 0.72 |
| 10 | 4372 | 5365 | 6558 | 9340 | 9936 | 13 513 | 19 872 | -4.79 | 0.53 |
| 15 | 3454 | 4239 | 5180 | 7378 | 7849 | 10 675 | 15 698 | -4.64 | 0.35 |
| 20 | 2747 | 3372 | 4121 | 5869 | 6244 | 8492 | 12 488 | -4.51 | 0.17 |
| 25 | 2200 | 2700 | 3300 | 4700 | 5000 | 6800 | 10 000 | -4.38 | 0.00 |
| 30 | 1773 | 2176 | 2659 | 3788 | 4030 | 5480 | 8059 | -4.25 | 0.17 |
| 35 | 1438 | 1764 | 2156 | 3071 | 3267 | 4444 | 6535 | -4.13 | 0.32 |
| 40 | 1173 | 1439 | 1759 | 2505 | 2665 | 3624 | 5330 | -4.02 | 0.48 |
| 45 | 961.8 | 1180 | 1443 | 2055 | 2186 | 2973 | 4372 | -3.91 | 0.63 |
| 50 | 793.2 | 973.4 | 1190 | 1694 | 1803 | 2452 | 3605 | -3.80 | 0.77 |
| 55 | 657.5 | 806.9 | 986.3 | 1405 | 1494 | 2032 | 2989 | -3.70 | 0.91 |
| 60 | 547.8 | 672.3 | 821.7 | 1170 | 1245 | 1693 | 2490 | -3.60 | 1.05 |
| 65 | 458.6 | 562.8 | 687.9 | 979.7 | 1042 | 1417 | 2084 | -3.51 | 1.18 |
| 70 | 385.7 | 473.3 | 578.5 | 823.9 | 876.5 | 1192 | 1753 | -3.42 | 1.31 |
| 75 | 325.8 | 399.8 | 488.7 | 696.0 | 740.5 | 1007 | 1481 | -3.33 | 1.44 |
| 80 | 276.4 | 339.2 | 414.6 | 590.5 | 628.2 | 854.3 | 1256 | -3.25 | 1.56 |
| 85 | 235.5 | 289.0 | 353.2 | 503.0 | 535.2 | 727.8 | 1070 | -3.17 | 1.68 |
| 90 | 201.4 | 247.2 | 302.1 | 430.2 | 457.7 | 622.5 | 915.4 | -3.09 | 1.79 |
| 95 | 172.9 | 212.2 | 259.4 | 369.4 | 393.0 | 534.5 | 786.0 | -3.01 | 1.90 |
| 100 | 149.0 | 182.9 | 223.5 | 318.3 | 338.6 | 460.6 | 677.3 | -2.94 | 2.01 |
| 105 | 128.9 | 158.2 | 193.3 | 275.3 | 292.9 | 398.3 | 585.7 | -2.87 | 2.12 |
| 110 | 111.8 | 137.2 | 167.7 | 238.9 | 254.2 | 345.7 | 508.3 | -2.80 | 2.22 |
| 115 | 97.37 | 119.5 | 146.1 | 208.0 | 221.3 | 301.0 | 442.6 | -2.74 | 2.32 |
| 120 | 85.05 | 104.4 | 127.6 | 181.7 | 193.3 | 262.9 | 386.6 | -2.67 | 2.42 |
| 125 | 74.52 | 91.46 | 111.8 | 159.2 | 169.4 | 230.3 | 338.7 | -2.61 | 2.51 |
| 130 | 65.49 | 80.38 | 98.24 | 139.9 | 148.8 | 202.4 | 297.7 | -2.55 | 2.61 |
| 135 | 57.72 | 70.84 | 86.59 | 123.3 | 131.2 | 178.4 | 262.4 | -2.50 | 2.70 |
| 140 | 51.02 | 62.62 | 76.53 | 109.0 | 116.0 | 157.7 | 231.9 | -2.44 | 2.78 |
| 145 | 45.22 | 55.49 | 67.83 | 96.60 | 102.8 | 139.8 | 205.5 | -2.39 | 2.87 |
| 150 | 40.18 | 49.31 | 60.27 | 85.84 | 91.32 | 124.2 | 182.6 | -2.34 | 2.96 |



For complete Curve Computation, visit: www.vishay.com/resistors-non-linear/curve-computation-list/

| RESISTANCE VALUES AT INTERMEDIATE TEMPERATURES WITH R_{25} AT (12, 15, 22) kΩ | | | | | |
|---|---------------------------------|---------------------------------|---------------------------------|--------------|---------------------------------------|
| T_{OPER} (°C) | PART NUMBER NTCLE100E3123*** | PART NUMBER NTCLE100E3153*** | PART NUMBER NTCLE100E3223*** | TCR (%/K) | $\Delta R/R$ DUE TO $B_{tol.}$ (%) |
| | R_T (k Ω) | R_T (k Ω) | R_T (k Ω) | | |
| - 40 | 309.4 | 386.7 | 567.2 | - 6.07 | 7.00 |
| - 35 | 229.5 | 286.9 | 420.8 | - 5.88 | 6.32 |
| - 30 | 171.8 | 214.8 | 315.0 | - 5.70 | 5.68 |
| - 25 | 129.8 | 162.3 | 238.0 | - 5.52 | 5.06 |
| - 20 | 98.93 | 123.7 | 181.4 | - 5.35 | 4.46 |
| - 15 | 76.02 | 95.02 | 139.4 | - 5.19 | 3.89 |
| - 10 | 58.88 | 73.60 | 107.9 | - 5.03 | 3.34 |
| - 5 | 45.95 | 57.44 | 84.25 | - 4.88 | 2.81 |
| 0 | 36.13 | 45.16 | 66.24 | - 4.74 | 2.30 |
| 5 | 28.61 | 35.76 | 52.45 | - 4.60 | 1.80 |
| 10 | 22.80 | 28.51 | 41.81 | - 4.47 | 1.33 |
| 15 | 18.30 | 22.87 | 33.55 | - 4.34 | 0.87 |
| 20 | 14.77 | 18.47 | 27.08 | - 4.22 | 0.43 |
| 25 | 12.00 | 15.00 | 22.00 | - 4.10 | 0.00 |
| 30 | 9.804 | 12.25 | 17.97 | - 3.99 | 0.41 |
| 35 | 8.054 | 10.07 | 14.77 | - 3.88 | 0.81 |
| 40 | 6.652 | 8.315 | 12.20 | - 3.77 | 1.20 |
| 45 | 5.522 | 6.903 | 10.12 | - 3.67 | 1.58 |
| 50 | 4.607 | 5.759 | 8.447 | - 3.58 | 1.94 |
| 55 | 3.862 | 4.828 | 7.081 | - 3.48 | 2.29 |
| 60 | 3.252 | 4.066 | 5.963 | - 3.39 | 2.64 |
| 65 | 2.751 | 3.439 | 5.044 | - 3.30 | 2.97 |
| 70 | 2.337 | 2.921 | 4.284 | - 3.22 | 3.29 |
| 75 | 1.993 | 2.492 | 3.654 | - 3.14 | 3.60 |
| 80 | 1.707 | 2.134 | 3.129 | - 3.06 | 3.91 |
| 85 | 1.467 | 1.834 | 2.690 | - 2.99 | 4.20 |
| 90 | 1.266 | 1.582 | 2.321 | - 2.92 | 4.49 |
| 95 | 1.096 | 1.370 | 2.010 | - 2.85 | 4.77 |
| 100 | 0.9524 | 1.190 | 1.746 | - 2.78 | 5.04 |
| 105 | 0.8302 | 1.038 | 1.522 | - 2.71 | 5.31 |
| 110 | 0.7260 | 0.9075 | 1.331 | - 2.65 | 5.56 |
| 115 | 0.6369 | 0.7961 | 1.168 | - 2.59 | 5.82 |
| 120 | 0.5604 | 0.7005 | 1.027 | - 2.53 | 6.06 |
| 125 | 0.4945 | 0.6181 | 0.9065 | - 2.47 | 6.30 |
| 130 | 0.4375 | 0.5469 | 0.8022 | - 2.42 | 6.53 |
| 135 | 0.3882 | 0.4853 | 0.7117 | - 2.37 | 6.76 |
| 140 | 0.3454 | 0.4317 | 0.6332 | - 2.31 | 6.98 |
| 145 | 0.3080 | 0.3850 | 0.5647 | - 2.26 | 7.20 |
| 150 | 0.2754 | 0.3442 | 0.5049 | - 2.22 | 7.41 |



For complete Curve Computation, visit: www.vishay.com/resistors-non-linear/curve-computation-list/

| RESISTANCE VALUES AT INTERMEDIATE TEMPERATURES WITH R ₂₅ AT (33, 47, 50, 68, 100) kΩ | | | | | | | | | |
|---|---------------------------|------------------------|--------------|---|------------------------|------------------------|------------------------|--------------|---|
| T _{OPER} (°C) | PART NUMBER NTCLE100E3 | | | | | | | | |
| | 333*** | 473*** | TCR (%/K) | ΔR/R DUE TO B _{tol.} (%) | 503*** | 683*** | 104*** | TCR (%/K) | ΔR/R DUE TO B _{tol.} (%) |
| | R _T (kΩ) | R _T (kΩ) | | | R _T (kΩ) | R _T (kΩ) | R _T (kΩ) | | |
| -40 | 1116 | 1589 | -6.54 | 5.74 | 1833 | 2493 | 3666 | -6.69 | 5.88 |
| -35 | 808.6 | 1152 | -6.34 | 5.19 | 1319 | 1794 | 2638 | -6.49 | 5.31 |
| -30 | 591.7 | 842.8 | -6.15 | 4.66 | 958.3 | 1303 | 1917 | -6.29 | 4.77 |
| -25 | 437.1 | 622.6 | -5.96 | 4.15 | 703.1 | 956.2 | 1406 | -6.10 | 4.25 |
| -20 | 325.9 | 464.1 | -5.79 | 3.66 | 520.6 | 708.0 | 1041 | -5.92 | 3.75 |
| -15 | 245.0 | 349.0 | -5.62 | 3.19 | 388.9 | 528.9 | 777.8 | -5.75 | 3.27 |
| -10 | 185.8 | 264.6 | -5.45 | 2.74 | 293.0 | 398.5 | 586.1 | -5.58 | 2.80 |
| -5 | 142.0 | 202.3 | -5.30 | 2.30 | 222.6 | 302.8 | 445.3 | -5.42 | 2.36 |
| 0 | 109.4 | 155.8 | -5.14 | 1.88 | 170.5 | 231.8 | 340.9 | -5.26 | 1.93 |
| 5 | 84.91 | 120.9 | -5.00 | 1.48 | 131.5 | 178.9 | 263.1 | -5.11 | 1.52 |
| 10 | 66.37 | 94.53 | -4.86 | 1.09 | 102.2 | 139.0 | 204.4 | -4.97 | 1.12 |
| 15 | 52.24 | 74.40 | -4.72 | 0.71 | 80.01 | 108.8 | 160.0 | -4.83 | 0.73 |
| 20 | 41.39 | 58.95 | -4.59 | 0.35 | 63.04 | 85.74 | 126.1 | -4.70 | 0.36 |
| 25 | 33.00 | 47.00 | -4.47 | 0.00 | 50.00 | 68.00 | 100.0 | -4.57 | 0.00 |
| 30 | 26.47 | 37.71 | -4.35 | 0.34 | 39.90 | 54.27 | 79.81 | -4.45 | 0.35 |
| 35 | 21.37 | 30.43 | -4.23 | 0.67 | 32.04 | 43.57 | 64.08 | -4.33 | 0.68 |
| 40 | 17.34 | 24.70 | -4.12 | 0.99 | 25.87 | 35.19 | 51.75 | -4.22 | 1.01 |
| 45 | 14.15 | 20.15 | -4.01 | 1.29 | 21.01 | 28.57 | 42.02 | -4.11 | 1.33 |
| 50 | 11.61 | 16.53 | -3.91 | 1.59 | 17.15 | 23.33 | 34.31 | -4.00 | 1.63 |
| 55 | 9.572 | 13.63 | -3.81 | 1.88 | 14.08 | 19.15 | 28.16 | -3.90 | 1.93 |
| 60 | 7.931 | 11.30 | -3.71 | 2.16 | 11.61 | 15.79 | 23.22 | -3.80 | 2.21 |
| 65 | 6.603 | 9.404 | -3.62 | 2.43 | 9.623 | 13.09 | 19.25 | -3.71 | 2.49 |
| 70 | 5.522 | 7.865 | -3.53 | 2.70 | 8.012 | 10.90 | 16.02 | -3.62 | 2.76 |
| 75 | 4.639 | 6.607 | -3.44 | 2.95 | 6.701 | 9.114 | 13.40 | -3.53 | 3.03 |
| 80 | 3.913 | 5.573 | -3.36 | 3.20 | 5.629 | 7.655 | 11.26 | -3.45 | 3.28 |
| 85 | 3.315 | 4.721 | -3.28 | 3.45 | 4.748 | 6.457 | 9.496 | -3.36 | 3.53 |
| 90 | 2.819 | 4.015 | -3.20 | 3.68 | 4.021 | 5.469 | 8.042 | -3.28 | 3.77 |
| 95 | 2.406 | 3.427 | -3.13 | 3.91 | 3.419 | 4.649 | 6.837 | -3.21 | 4.01 |
| 100 | 2.062 | 2.936 | -3.05 | 4.13 | 2.918 | 3.968 | 5.835 | -3.13 | 4.24 |
| 105 | 1.773 | 2.525 | -2.98 | 4.35 | 2.499 | 3.399 | 4.998 | -3.06 | 4.46 |
| 110 | 1.530 | 2.179 | -2.92 | 4.56 | 2.148 | 2.921 | 4.296 | -2.99 | 4.68 |
| 115 | 1.324 | 1.886 | -2.85 | 4.77 | 1.853 | 2.519 | 3.705 | -2.93 | 4.89 |
| 120 | 1.150 | 1.638 | -2.79 | 4.97 | 1.603 | 2.180 | 3.206 | -2.86 | 5.09 |
| 125 | 1.002 | 1.427 | -2.73 | 5.17 | 1.392 | 1.892 | 2.783 | -2.80 | 5.29 |
| 130 | 0.8757 | 1.247 | -2.67 | 5.36 | 1.212 | 1.648 | 2.423 | -2.74 | 5.49 |
| 135 | 0.7675 | 1.093 | -2.61 | 5.54 | 1.058 | 1.439 | 2.116 | -2.68 | 5.68 |
| 140 | 0.6746 | 0.9608 | -2.55 | 5.73 | 0.9269 | 1.261 | 1.854 | -2.62 | 5.87 |
| 145 | 0.5946 | 0.8468 | -2.50 | 5.90 | 0.8141 | 1.107 | 1.628 | -2.57 | 6.05 |
| 150 | 0.5254 | 0.7483 | -2.45 | 6.08 | 0.7170 | 0.9752 | 1.434 | -2.51 | 6.23 |



For complete Curve Computation, visit: www.vishay.com/resistors-non-linear/curve-computation-list/

| RESISTANCE VALUES AT INTERMEDIATE TEMPERATURES WITH R ₂₅ AT (150, 220, 330, 470) kΩ | | | | | | | | |
|--|---------------------------|------------------------|--------------|---|------------------------|------------------------|--------------|---|
| T _{OPER} (°C) | PART NUMBER NTCLE100E3 | | | | | | | |
| | 154*** | 224*** | TCR (%/K) | ΔR/R DUE TO B _{tol.} (%) | 334*** | 474*** | TCR (%/K) | ΔR/R DUE TO B _{tol.} (%) |
| | R _T (kΩ) | R _T (kΩ) | | | R _T (kΩ) | R _T (kΩ) | | |
| - 40 | 6153 | 9024 | - 6.83 | 10.22 | 16 044 | 22 850 | - 7.14 | 6.41 |
| - 35 | 4394 | 6444 | - 6.64 | 9.24 | 11 282 | 16 068 | - 6.94 | 5.80 |
| - 30 | 3168 | 4646 | - 6.45 | 8.29 | 8013 | 11 413 | - 6.74 | 5.20 |
| - 25 | 2305 | 3381 | - 6.27 | 7.39 | 5747 | 8185 | - 6.55 | 4.64 |
| - 20 | 1693 | 2483 | - 6.09 | 6.52 | 4161 | 5926 | - 6.37 | 4.09 |
| - 15 | 1254 | 1839 | - 5.92 | 5.68 | 3040 | 4329 | - 6.19 | 3.57 |
| - 10 | 936.4 | 1373 | - 5.75 | 4.88 | 2240 | 3190 | - 6.02 | 3.06 |
| - 5 | 705.0 | 1034 | - 5.60 | 4.10 | 1665 | 2371 | - 5.85 | 2.57 |
| 0 | 535.0 | 784.7 | - 5.44 | 3.36 | 1248 | 1777 | - 5.69 | 2.11 |
| 5 | 409.1 | 600.0 | - 5.29 | 2.64 | 942.3 | 1342 | - 5.54 | 1.65 |
| 10 | 315.1 | 462.1 | - 5.15 | 1.94 | 717.1 | 1021 | - 5.39 | 1.22 |
| 15 | 244.4 | 358.4 | - 5.01 | 1.27 | 549.8 | 783.0 | - 5.24 | 0.80 |
| 20 | 190.8 | 279.9 | - 4.88 | 0.63 | 424.5 | 604.6 | - 5.10 | 0.39 |
| 25 | 150.0 | 220.0 | - 4.75 | 0.00 | 330.0 | 470.0 | - 4.97 | 0.00 |
| 30 | 118.6 | 174.0 | - 4.63 | 0.60 | 258.2 | 367.8 | - 4.84 | 0.38 |
| 35 | 94.42 | 138.5 | - 4.51 | 1.19 | 203.4 | 289.6 | - 4.72 | 0.75 |
| 40 | 75.58 | 110.9 | - 4.39 | 1.76 | 161.1 | 229.5 | - 4.59 | 1.10 |
| 45 | 60.85 | 89.24 | - 4.28 | 2.30 | 128.4 | 182.9 | - 4.48 | 1.45 |
| 50 | 49.25 | 72.24 | - 4.17 | 2.83 | 103.0 | 146.7 | - 4.37 | 1.78 |
| 55 | 40.08 | 58.78 | - 4.07 | 3.35 | 83.00 | 118.2 | - 4.26 | 2.10 |
| 60 | 32.78 | 48.08 | - 3.97 | 3.85 | 67.26 | 95.80 | - 4.15 | 2.41 |
| 65 | 26.94 | 39.51 | - 3.87 | 4.33 | 54.79 | 78.04 | - 4.05 | 2.72 |
| 70 | 22.25 | 32.63 | - 3.78 | 4.80 | 44.85 | 63.88 | - 3.95 | 3.01 |
| 75 | 18.46 | 27.07 | - 3.69 | 5.26 | 36.90 | 52.55 | - 3.86 | 3.30 |
| 80 | 15.38 | 22.56 | - 3.60 | 5.70 | 30.49 | 43.43 | - 3.77 | 3.58 |
| 85 | 12.87 | 18.88 | - 3.52 | 6.14 | 25.31 | 36.05 | - 3.68 | 3.85 |
| 90 | 10.82 | 15.87 | - 3.44 | 6.56 | 21.10 | 30.06 | - 3.59 | 4.11 |
| 95 | 9.129 | 13.39 | - 3.36 | 6.96 | 17.67 | 25.16 | - 3.51 | 4.37 |
| 100 | 7.732 | 11.34 | - 3.28 | 7.36 | 14.85 | 21.15 | - 3.43 | 4.62 |
| 105 | 6.574 | 9.642 | - 3.21 | 7.75 | 12.53 | 17.85 | - 3.35 | 4.86 |
| 110 | 5.610 | 8.228 | - 3.14 | 8.13 | 10.62 | 15.12 | - 3.28 | 5.10 |
| 115 | 4.804 | 7.046 | - 3.07 | 8.49 | 9.029 | 12.86 | - 3.21 | 5.33 |
| 120 | 4.128 | 6.054 | - 3.00 | 8.85 | 7.704 | 10.97 | - 3.14 | 5.55 |
| 125 | 3.559 | 5.219 | - 2.94 | 9.20 | 6.597 | 9.396 | - 3.07 | 5.77 |
| 130 | 3.078 | 4.514 | - 2.87 | 9.54 | 5.668 | 8.072 | - 3.00 | 5.99 |
| 135 | 2.670 | 3.916 | - 2.81 | 9.87 | 4.885 | 6.958 | - 2.94 | 6.20 |
| 140 | 2.323 | 3.408 | - 2.75 | 10.20 | 4.224 | 6.016 | - 2.88 | 6.40 |
| 145 | 2.028 | 2.974 | - 2.69 | 10.52 | 3.663 | 5.217 | - 2.82 | 6.60 |
| 150 | 1.774 | 2.603 | - 2.64 | 10.83 | 3.186 | 4.538 | - 2.76 | 6.79 |

**PACKAGING
TAPE SPECIFICATIONS**

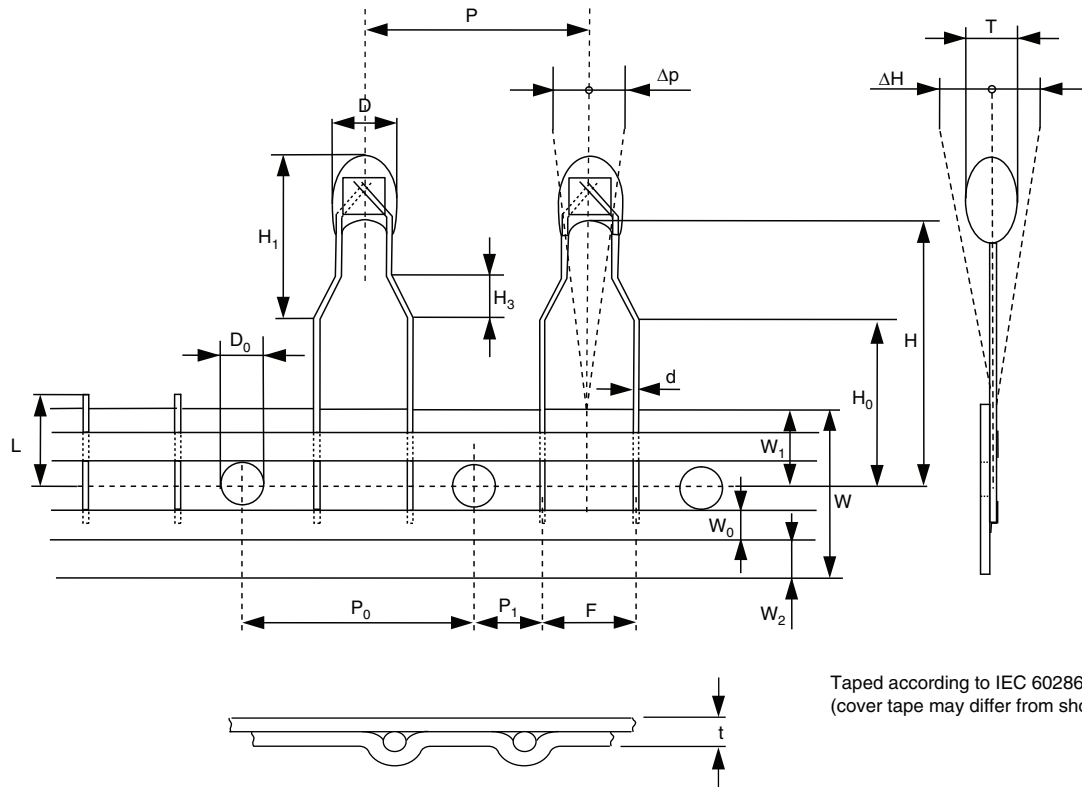
Thermistors on tape


 Taped according to IEC 60286-2
(cover tape may differ from shown)

1E pitch
NTCLE100E3...T1

| DIMENSIONS in millimeters | | | | |
|--|----------------|--------------------|-----------|--|
| DETAILS | SYMBOL | DIMENSIONS NOMINAL | TOLERANCE | REMARKS |
| Body diameter | D | 3.3 | ± 0.5 | 5 max. for 3.3 Ω to 220 Ω |
| Lead diameter | d | 0.6 | ± 0.06 | |
| Feed hole diameter | D ₀ | 4.0 | ± 0.2 | |
| Lead to lead distance | F | 2.54 | ± 0.3 | Guaranteed between component and tape |
| Distance component to tape centre | H | 22.0 | ± 1.0 | 1 to 4 max. for 3.3 Ω to 220 Ω |
| Component height | H ₁ | 32.2 | max. | |
| Component alignment | Δh | 0 | ± 2.0 | |
| Distance top/bottom of components | H ₂ | 6 | max. | |
| Length of lacquer under the comp. bottom | H ₃ | 2 | ± 1 | |
| Length of snapped lead | L | 11.0 | max. | |
| Pitch between thermistors | P | 12.7 | ± 1.0 | Cumulative pitch error ± 1 mm/20 pitches guaranteed between component and tape |
| Feed hole pitch | P ₀ | 12.7 | ± 0.3 | |
| Feed hole center to lead center | P ₁ | 5.08 | ± 0.7 | |
| Component alignment | Δp | 0 | ± 1.3 | |
| Total thickness | T | 3.0 | max. | 4 max. for 3.3 Ω to 220 Ω with cardboard tape 0.5 ± 0.1 |
| Total tape thickness | t | 0.9 | max. | |
| Tape width | W | 18.0 | ± 1.0 | None of the hold down tapes may cover the holes |
| Hold down tape width | W ₀ | 5.0 | ± 0.3 | |
| Hole position | W ₁ | 9.0 | ± 0.5 | |
| Hold down tape position | W ₂ | 1.5 | ± 1.0 | |

Thermistors on tape


 Taped according to IEC 60286-2
 (cover tape may differ from shown)

2E pitch

NTCLE100E3...T2

| DIMENSIONS in millimeters | | | | |
|--|----------------|--------------------|----------------|--|
| DETAILS | SYMBOL | DIMENSIONS NOMINAL | TOLERANCE | REMARKS |
| Body diameter | D | 3.3 | ± 0.5 | 5 max. for 3.3 Ω to 220 Ω |
| Lead diameter | d | 0.6 | ± 0.06 | |
| Feed hole diameter | D ₀ | 4.0 | ± 0.2 | |
| Lead to lead distance | F | 5.0 | + 0.6 - 0.1 | Guaranteed between component and tape |
| Distance component to tape centre | H | 20.0 | ± 2.0 | 12 max. for 100 Ω to 220 Ω |
| Component height | H ₀ | 16.0 | ± 0.5 | |
| Component alignment | H ₁ | 10.0 | max. | |
| Distance top/bottom of components | Δh | 0.0 | ± 2.0 | |
| Length of lacquer under the comp. bottom | H ₃ | 0.0 | ± 2.0 | |
| Length of snapped lead | L | 11.0 | max. | |
| Pitch between thermistors | P | 12.7 | ± 1.0 | Cumulative pitch error ± 1 mm/20 pitches guaranteed between component and tape |
| Feed hole pitch | P ₀ | 12.7 | ± 0.3 | |
| Feed hole center to lead center | P ₁ | 3.81 | ± 0.7 | |
| Component alignment | Δp | 0.0 | ± 1.3 | |
| Total thickness | T | 3.0 | max. | 4 max. for 3.3 Ω to 220 Ω with cardboard tape 0.5 ± 0.1 |
| Total tape thickness | t | 0.9 | max. | |
| Tape width | W | 18.0 | ± 1.0 - 0.5 | None of the hold down tapes may cover the holes |
| Hold down tape width | W ₀ | 5.0 | ± 0.3 | |
| Hole position | W ₁ | 9.0 | ± 0.5 | |
| Hold down tape position | W ₂ | 1.5 | ± 1.0 | |

REEL SPECIFICATIONS

CODE NUMBERS AND RELEVANT

| PARAMETER | | Quantity |
|---------------------------------------|-------------------------|-----------------------------------|
| BULK | NTCLE100E3....B0 | 500 |
| TAPE AND REEL 1E PITCH (1) | NTCLE100E3....T1 | 1500 per reel, 2 reels per box |
| TAPE AND REEL 2E PITCH (1) | NTCLE100E3....T2 | 1500 per reel, 2 reels per box |

CHARACTERISTICS OF TAPED PRODUCTS

Minimum pull-out force of the component: 5 N

Minimum peel-off force of adhesive tape: 6 N

Minimum tearing force tape: 15 N

Minimum pull-off force of tape-reel: 5 N

STORAGE CONDITIONS

Storage temperature range: - 25 °C to + 40 °C

Maximum relative humidity: 80 %, non-condensing

TESTS AND REQUIREMENTS

Essentially all tests are carried out in accordance with "IEC publication 60068-2; Environmental testing", except where indicated.

| STABILITY TESTS | | | | |
|-------------------------------|----------------------------|---|---|--|
| CECC 32 100 CLAUSE | IEC 60068-2 TEST METHOD | TEST | PROCEDURE | REQUIREMENTS |
| D3; 4.20.1 | | Endurance | 25 °C; 1000 h | $\Delta R/R < 1 \%$ |
| | 1 | Endurance | - 40 °C; 1000 h | $\Delta R/R < 1 \%$ |
| | 539 | Endurance | 500 mW; 55 °C; 1000 h | $\Delta R/R < 3 \%$ (1) |
| | 2 | Dry heat, (steady state) | 125 °C; 1000 h | $\Delta R/R < 3 \%$ |
| D1; 4.19 | 3 | Damp heat (steady state) | 56 days at 40 °C; 90 % to 95 % RH | $\Delta R/R < 3 \%$ |
| C2; 4.14 | 14 | Rapid change of temperature | - 40 °C to + 125 °C; 50 cycles | $\Delta R/R < 2 \%$ |
| Other applicable tests | | | | |
| | 21 | Robustness of leads: Tensile strength Bending | Loading force 10 N Loading force 5 N | $\Delta R/R \leq 1 \%$ |
| | 58 | Soldering: Solderability Resistance to heat | 240 °C max.; duration 4 s max. 265 °C max.; duration 5 s max. | $\Delta R/R \leq 1 \%$ (2) |
| | 27 | Impact | Free fall; 1 m | $\Delta R/R \leq 1 \%$ |
| | 29 | Shock | 490 m/s; half sinewave | $\Delta R/R \leq 1 \%$ |
| | 45 | Resistance to solvent (isopropanol) | Ambient temp for 5 minutes; 5 N with hydrophylic cotton wool | No traces of lacquer on cotton wool |
| | 6 | Vibration | 1.5 mm peak to peak: 10 Hz to 58 Hz 10 gp: 50 Hz to 500 Hz 1 octave/min. 2 h in each direction in three orthogonal directions | No visible damage $\Delta R/R < 1 \%$ |
| | 60695-2-2 | Inflammability | 1980, needle flame test | Non-flammable |

Notes

 (1) For $R_{25} \geq 100 \text{ k}\Omega$ the drift requirement is $\Delta R/R < 5 \%$

 (2) For R_{25} from 2.2 k Ω to 10 k Ω , requirement is $\pm 2 \%$ max.



Disclaimer

ALL PRODUCT, PRODUCT SPECIFICATIONS AND DATA ARE SUBJECT TO CHANGE WITHOUT NOTICE TO IMPROVE RELIABILITY, FUNCTION OR DESIGN OR OTHERWISE.

Vishay Intertechnology, Inc., its affiliates, agents, and employees, and all persons acting on its or their behalf (collectively, "Vishay"), disclaim any and all liability for any errors, inaccuracies or incompleteness contained in any datasheet or in any other disclosure relating to any product.

Vishay makes no warranty, representation or guarantee regarding the suitability of the products for any particular purpose or the continuing production of any product. To the maximum extent permitted by applicable law, Vishay disclaims (i) any and all liability arising out of the application or use of any product, (ii) any and all liability, including without limitation special, consequential or incidental damages, and (iii) any and all implied warranties, including warranties of fitness for particular purpose, non-infringement and merchantability.

Statements regarding the suitability of products for certain types of applications are based on Vishay's knowledge of typical requirements that are often placed on Vishay products in generic applications. Such statements are not binding statements about the suitability of products for a particular application. It is the customer's responsibility to validate that a particular product with the properties described in the product specification is suitable for use in a particular application. Parameters provided in datasheets and/or specifications may vary in different applications and performance may vary over time. All operating parameters, including typical parameters, must be validated for each customer application by the customer's technical experts. Product specifications do not expand or otherwise modify Vishay's terms and conditions of purchase, including but not limited to the warranty expressed therein.

Except as expressly indicated in writing, Vishay products are not designed for use in medical, life-saving, or life-sustaining applications or for any other application in which the failure of the Vishay product could result in personal injury or death. Customers using or selling Vishay products not expressly indicated for use in such applications do so at their own risk. Please contact authorized Vishay personnel to obtain written terms and conditions regarding products designed for such applications.

No license, express or implied, by estoppel or otherwise, to any intellectual property rights is granted by this document or by any conduct of Vishay. Product names and markings noted herein may be trademarks of their respective owners.

Material Category Policy

Vishay Intertechnology, Inc. hereby certifies that all its products that are identified as RoHS-Compliant fulfill the definitions and restrictions defined under Directive 2011/65/EU of The European Parliament and of the Council of June 8, 2011 on the restriction of the use of certain hazardous substances in electrical and electronic equipment (EEE) - recast, unless otherwise specified as non-compliant.

Please note that some Vishay documentation may still make reference to RoHS Directive 2002/95/EC. We confirm that all the products identified as being compliant to Directive 2002/95/EC conform to Directive 2011/65/EU.

Vishay Intertechnology, Inc. hereby certifies that all its products that are identified as Halogen-Free follow Halogen-Free requirements as per JEDEC JS709A standards. Please note that some Vishay documentation may still make reference to the IEC 61249-2-21 definition. We confirm that all the products identified as being compliant to IEC 61249-2-21 conform to JEDEC JS709A standards.

Компания «Океан Электроники» предлагает заключение долгосрочных отношений при поставках импортных электронных компонентов на взаимовыгодных условиях!

Наши преимущества:

- Поставка оригинальных импортных электронных компонентов напрямую с производств Америки, Европы и Азии, а так же с крупнейших складов мира;
- Широкая линейка поставок активных и пассивных импортных электронных компонентов (более 30 млн. наименований);
- Поставка сложных, дефицитных, либо снятых с производства позиций;
- Оперативные сроки поставки под заказ (от 5 рабочих дней);
- Экспресс доставка в любую точку России;
- Помощь Конструкторского Отдела и консультации квалифицированных инженеров;
- Техническая поддержка проекта, помощь в подборе аналогов, поставка прототипов;
- Поставка электронных компонентов под контролем ВП;
- Система менеджмента качества сертифицирована по Международному стандарту ISO 9001;
- При необходимости вся продукция военного и аэрокосмического назначения проходит испытания и сертификацию в лаборатории (по согласованию с заказчиком);
- Поставка специализированных компонентов военного и аэрокосмического уровня качества (Xilinx, Altera, Analog Devices, Intersil, Interpoint, Microsemi, Actel, Aeroflex, Peregrine, VPT, Syfer, Eurofarad, Texas Instruments, MS Kennedy, Miteq, Cobham, E2V, MA-COM, Hittite, Mini-Circuits, General Dynamics и др.);

Компания «Океан Электроники» является официальным дистрибьютором и эксклюзивным представителем в России одного из крупнейших производителей разъемов военного и аэрокосмического назначения «JONHON», а так же официальным дистрибьютором и эксклюзивным представителем в России производителя высокотехнологичных и надежных решений для передачи СВЧ сигналов «FORSTAR».



JONHON

«JONHON» (основан в 1970 г.)

Разъемы специального, военного и аэрокосмического назначения:

(Применяются в военной, авиационной, аэрокосмической, морской, железнодорожной, горно- и нефтедобывающей отраслях промышленности)

«FORSTAR» (основан в 1998 г.)

ВЧ соединители, коаксиальные кабели, кабельные сборки и микроволновые компоненты:

(Применяются в телекоммуникациях гражданского и специального назначения, в средствах связи, РЛС, а так же военной, авиационной и аэрокосмической отраслях промышленности).



Телефон: 8 (812) 309-75-97 (многоканальный)

Факс: 8 (812) 320-03-32

Электронная почта: ocean@oceanchips.ru

Web: <http://oceanchips.ru/>

Адрес: 198099, г. Санкт-Петербург, ул. Калинина, д. 2, корп. 4, лит. А