

**0.5A to 2.0A High-side Power Distribution Switches****AP2822****General Description**

The AP2822 is an integrated high-side power switch that consists of N-Channel MOSFET, charge pump, over current & temperature and other related protection circuits. The switch's low  $R_{DS(ON)}$ , 85m $\Omega$ , is designed to meet USB voltage drop requirements. The IC includes soft-start to limit inrush current, over-current protection, load short protection with fold-back, and thermal shutdown to avoid switch failure during hot plug-in. Under voltage lockout (UVLO) function is used to ensure the device remain off unless there is a valid input voltage present. A FLAG output is available to indicate fault conditions to the local USB controller.

The AP2822 is available in the standard package of SOT-23-5.

**Features**

- Low MOSFET On Resistance: 85m $\Omega$
- Compliant to USB Specifications
- Available 4 Versions of Continuous Load: 0.5A/1.0A/1.5A/2.0A
- Logic Level Enable Pin: Available with Active-high or Active-low Version
- Operating Voltage Range: 2.7V to 5.5V
- Low Supply Current: 68 $\mu$ A (Typ.)
- Low Shutdown Current: 1.0 $\mu$ A (Max)
- Under-voltage Lockout
- Soft Start-up
- Over-current Protection
- Over Temperature Protection
- Load Short Protection with Fold-back
- No Reverse Current When Power Off
- Deglitched FLAG Output with Open Drain
- With Output Shutdown Pull-low Resistor

**Applications**

- USB Power Management
- USB Bus/Self Powered Hubs
- Hot-plug Power Supplies
- Battery-charger Circuits
- Notebooks, Motherboard PCs



Figure 1. Package Type of AP2822

**Pin Configuration**

K/KA/KB/KE Package  
(SOT-23-5)

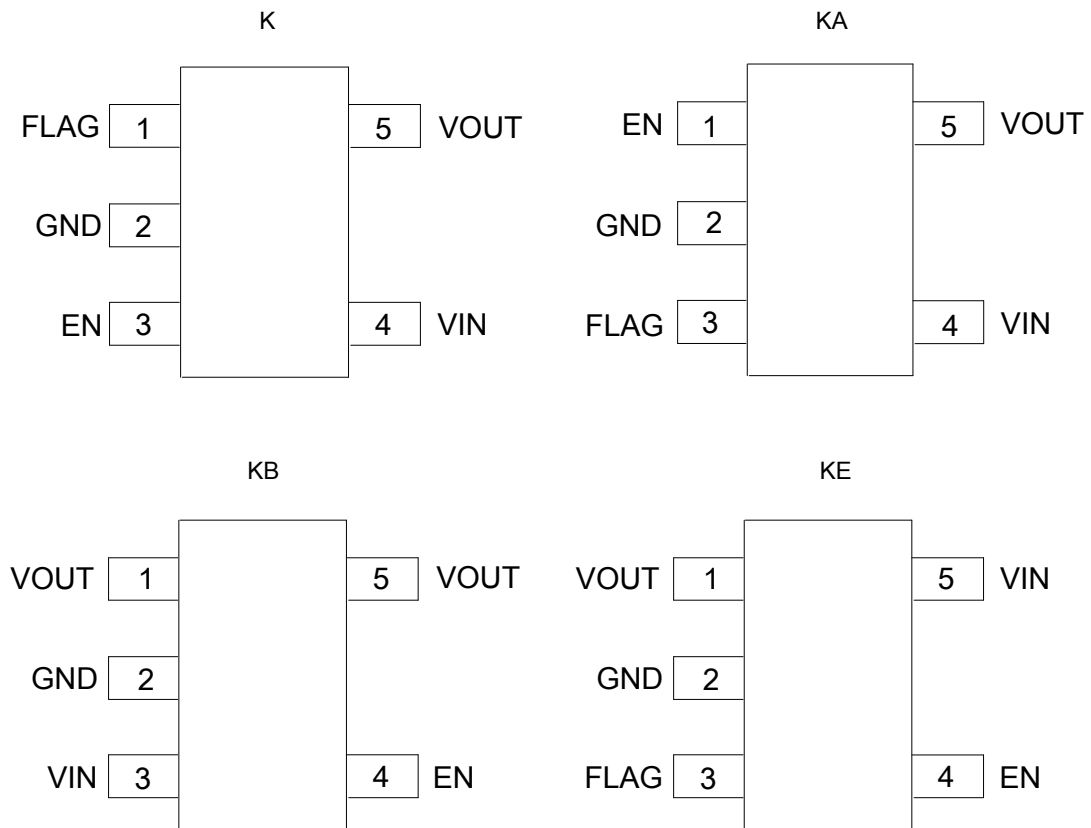


Figure 2. Pin Configuration of AP2822 (Top View)

**0.5A to 2.0A High-side Power Distribution Switches****AP2822****Pin Descriptions**

| <b>Pin Number</b> | <b>Pin Name</b> | <b>Function</b>   |
|-------------------|-----------------|---|
| 1(K)              | FLAG            | Fault flag pin, output with open drain, need a pull-up resistor in application, active low to indicate OCP or OTP |
| 3(KA/KE)          |                 |   |
| 2                 | GND             | Ground  |
| 3(K)              | EN              | Chip enable control input, active low or high   |
| 1(KA)             |                 |   |
| 4(KB/KE)          |                 |   |
| 4(K/KA)           | VIN             | Supply input pin  |
| 3(KB)             |                 |   |
| 5(KE)             |                 |   |
| 5(K/KA)           | VOUT            | Switch output voltage   |
| 1,5(KB)           |                 |   |
| 1(KE)             |                 |   |

**Functional Block Diagram**



A(B){C}[D]

- A: SOT-23-5(K Package)
- B: SOT-23-5(KA Package)
- C: SOT-23-5(KB Package)
- D: SOT-23-5(KE Package)

Figure 3. Functional Block Diagram of AP2822



**0.5A to 2.0A High-side Power Distribution Switches**

**AP2822**

**Ordering Information**



| Package  | Temperature Range | Condition                     | Part Number   | Marking ID | Packing Type |
|----------|-------------------|-------------------------------|---------------|------------|--------------|
| SOT-23-5 | -40 to 85°C       | Active High (Continuous 0.5A) | AP2822AKTR-G1 | GCQ        | Tape & Reel  |
|          |                   | Active Low (Continuous 0.5A)  | AP2822BKTR-G1 | GCR        | Tape & Reel  |
|          |                   | Active High (Continuous 1.0A) | AP2822CKTR-G1 | GCS        | Tape & Reel  |
|          |                   | Active Low (Continuous 1.0A)  | AP2822DKTR-G1 | GCT        | Tape & Reel  |
|          |                   | Active High (Continuous 1.5A) | AP2822EKTR-G1 | GCU        | Tape & Reel  |
|          |                   | Active Low (Continuous 1.5A)  | AP2822FKTR-G1 | GCV        | Tape & Reel  |
|          |                   | Active High (Continuous 2.0A) | AP2822GKTR-G1 | GCW        | Tape & Reel  |
|          |                   | Active Low (Continuous 2.0A)  | AP2822HKTR-G1 | GCZ        | Tape & Reel  |

**0.5A to 2.0A High-side Power Distribution Switches****AP2822****Ordering Information (Continued)**

| Package  | Temperature Range | Condition                        | Part Number    | Marking ID | Packing Type |
|----------|-------------------|----------------------------------|----------------|------------|--------------|
| SOT-23-5 | -40 to 85°C       | Active High<br>(Continuous 0.5A) | AP2822AKATR-G1 | GDQ        | Tape & Reel  |
|          |                   | Active Low<br>(Continuous 0.5A)  | AP2822BKATR-G1 | GDR        | Tape & Reel  |
|          |                   | Active High<br>(Continuous 1.0A) | AP2822CKATR-G1 | GDS        | Tape & Reel  |
|          |                   | Active Low<br>(Continuous 1.0A)  | AP2822DKATR-G1 | GDT        | Tape & Reel  |
|          |                   | Active High<br>(Continuous 1.5A) | AP2822EKATR-G1 | GDU        | Tape & Reel  |
|          |                   | Active Low<br>(Continuous 1.5A)  | AP2822FKATR-G1 | GDV        | Tape & Reel  |
|          |                   | Active High<br>(Continuous 2.0A) | AP2822GKATR-G1 | GDW        | Tape & Reel  |
|          |                   | Active Low<br>(Continuous 2.0A)  | AP2822HKATR-G1 | GDZ        | Tape & Reel  |
| SOT-23-5 | -40 to 85°C       | Active High<br>(Continuous 0.5A) | AP2822AKBTR-G1 | GLA        | Tape & Reel  |
|          |                   | Active Low<br>(Continuous 0.5A)  | AP2822BKBTR-G1 | GLB        | Tape & Reel  |
|          |                   | Active High<br>(Continuous 1.0A) | AP2822CKBTR-G1 | GLC        | Tape & Reel  |
|          |                   | Active Low<br>(Continuous 1.0A)  | AP2822DKBTR-G1 | GLD        | Tape & Reel  |
|          |                   | Active High<br>(Continuous 1.5A) | AP2822EKBTR-G1 | GLE        | Tape & Reel  |
|          |                   | Active Low<br>(Continuous 1.5A)  | AP2822FKBTR-G1 | GLF        | Tape & Reel  |
|          |                   | Active High<br>(Continuous 2.0A) | AP2822GKBTR-G1 | GLG        | Tape & Reel  |
|          |                   | Active Low<br>(Continuous 2.0A)  | AP2822HKBTR-G1 | GLH        | Tape & Reel  |

**0.5A to 2.0A High-side Power Distribution Switches****AP2822****Ordering Information (Continued)**

| Package  | Temperature Range | Condition                        | Part Number    | Marking ID | Packing Type |
|----------|-------------------|----------------------------------|----------------|------------|--------------|
| SOT-23-5 | -40 to 85°C       | Active High<br>(Continuous 0.5A) | AP2822AKETR-G1 | GLI        | Tape & Reel  |
|          |                   | Active Low<br>(Continuous 0.5A)  | AP2822BKETR-G1 | GLJ        | Tape & Reel  |
|          |                   | Active High<br>(Continuous 1.0A) | AP2822CKETR-G1 | GLK        | Tape & Reel  |
|          |                   | Active Low<br>(Continuous 1.0A)  | AP2822DKETR-G1 | GLL        | Tape & Reel  |
|          |                   | Active High<br>(Continuous 1.5A) | AP2822EKETR-G1 | GLM        | Tape & Reel  |
|          |                   | Active Low<br>(Continuous 1.5A)  | AP2822FKETR-G1 | GLN        | Tape & Reel  |
|          |                   | Active High<br>(Continuous 2.0A) | AP2822GKETR-G1 | GLO        | Tape & Reel  |
|          |                   | Active Low<br>(Continuous 2.0A)  | AP2822HKETR-G1 | GLP        | Tape & Reel  |

BCD Semiconductor's Pb-free products, as designated with "G1" suffix in the part number, are RoHS compliant and green.

**0.5A to 2.0A High-side Power Distribution Switches****AP2822****Absolute Maximum Ratings (Note 1)**

| Parameter                                | Symbol        | Value      | Unit |
|--|---------------|------------|------|
| Power Supply Voltage                     | $V_{IN}$      | 6.0        | V    |
| Operating Junction Temperature Range     | $T_J$         | 150        | °C   |
| Storage Temperature Range                | $T_{STG}$     | -65 to 150 | °C   |
| Lead Temperature (Soldering, 10sec)      | $T_{LEAD}$    | 260        | °C   |
| Thermal Resistance (Junction to Ambient) | $\theta_{JA}$ | TBD        | °C/W |
| ESD (Machine Model)                      |               | 200        | V    |
| ESD (Human Body Model)                   |               | 2000       | V    |

Note 1: Stresses greater than those listed under “Absolute Maximum Ratings” may cause permanent damage to the device. These are stress ratings only, and functional operation of the device at these or any other conditions beyond those indicated under “Recommended Operating Conditions” is not implied. Exposure to “Absolute Maximum Ratings” for extended periods may affect device reliability.

**Recommended Operating Conditions**

| Parameter                           | Symbol   | Min | Max | Unit |
|-------------------------------------|----------|-----|-----|------|
| Supply Voltage                      | $V_{IN}$ | 2.7 | 5.5 | V    |
| Operating Ambient Temperature Range | $T_A$    | -40 | 85  | °C   |





**0.5A to 2.0A High-side Power Distribution Switches**

**AP2822**

**Electrical Characteristics**

( $V_{IN}=5.0V$ ,  $C_{IN}=2.2\mu F$ ,  $C_{OUT}=1.0\mu F$ , Typical  $T_A=25^\circ C$ , unless otherwise specified)

| Parameter                                 | Symbol          | Condition  | Min  | Typ | Max | Unit       |
|---|-----------------|--|------|-----|-----|------------|
| Supply Voltage                            | $V_{IN}$        |  | 2.7  |     | 5.5 | V          |
| Switch On Resistance                      | $R_{DS(ON)}$    | $V_{IN}=5.0V$ , $I_{OUT}=2.0A$                   |      | 85  | 110 | $m\Omega$  |
| Current Limit                             | $I_{LIMIT}$     | AP2822A/B(0.5A), $V_{OUT}=4.0V$                  | 0.7  | 1.0 | 1.4 | A          |
|   |                 | AP2822C/D(1.0A), $V_{OUT}=4.0V$                  | 1.1  | 1.5 | 2.1 |            |
|   |                 | AP2822E/F(1.5A), $V_{OUT}=4.0V$                  | 1.65 | 2.2 | 2.8 |            |
|   |                 | AP2822G/H(2.0A), $V_{OUT}=4.0V$                  | 2.2  | 2.7 | 3.2 |            |
| Supply Current                            | $I_{SUPPLY}$    | $V_{IN}=5.0V$ , No Load                          |      | 68  | 95  | $\mu A$    |
| Fold-back Short Current                   | $I_{SHORT}$     | AP2822 A/B/C/D, $V_{OUT}=0V$                     |      | 0.7 |     | A          |
|   |                 | AP2822 E/F/G/H, $V_{OUT}=0V$                     |      | 1.1 |     |            |
| Shutdown Supply Current                   | $I_{SHUTDOWN}$  | Chip Disable, Shutdown Mode                      |      | 0.1 | 1.0 | $\mu A$    |
| Enable High Input Threshold               | $V_{ENH}$       |  | 1.6  |     | 5.5 | V          |
| Enable Low Input Threshold                | $V_{ENL}$       |  | 0    |     | 1.0 | V          |
| Enable Pin Input Current                  | $I_{EN}$        | Force 0V to 5.0V at EN Pin                       | -1.0 |     | 1.0 | $\mu A$    |
| Under Voltage Lockout Threshold Voltage   | $V_{UVLO}$      | $V_{IN}$ Increasing from 0V                      | 2.2  | 2.5 | 3.0 | V          |
| Under Voltage Hysteresis                  | $V_{UVLOHY}$    |  |      | 0.2 |     | V          |
| Reverse Current                           | $I_{REVERSE}$   | Chip Disable, $V_{OUT}>V_{IN}$                   |      | 0.1 | 1.0 | $\mu A$    |
| Output Pull Low Resistance after Shutdown | $R_{DISCHARGE}$ |  |      | 100 | 200 | $\Omega$   |
| Output Turn-on Time                       | $t_{ON}$        | From Enable Active to 90% of Output              |      | 500 |     | $\mu s$    |
| FLAG Pin Delay Time                       | $t_{DFLG}$      | From Over Current Fault Condition to Flag Active | 5    | 10  | 15  | ms         |
| FLAG Pin Low Voltage                      | $V_{FLG}$       | $I_{SINK}=5.0mA$                                 |      | 35  | 70  | mV         |
| FLAG Pin Leakage Current                  | $I_{LEAKAGE}$   | FLAG Disable, Force 5.0V                         |      |     | 1.0 | $\mu A$    |
| Thermal Shutdown Temperature              | $T_{OTSD}$      |  |      | 150 |     | $^\circ C$ |
| Thermal Shutdown Hysteresis               | $T_{HYOTSD}$    |  |      | 30  |     |            |



0.5A to 2.0A High-side Power Distribution Switches

AP2822

Typical Performance Characteristics



Figure 4. Supply Current vs. Ambient Temperature

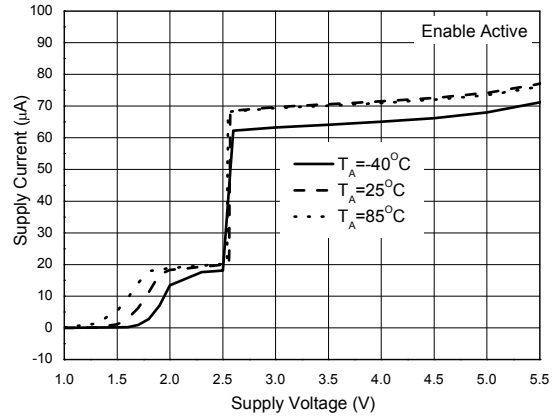


Figure 5. Supply Current vs. Supply Voltage



Figure 6.  $R_{DS(ON)}$  vs. Ambient Temperature

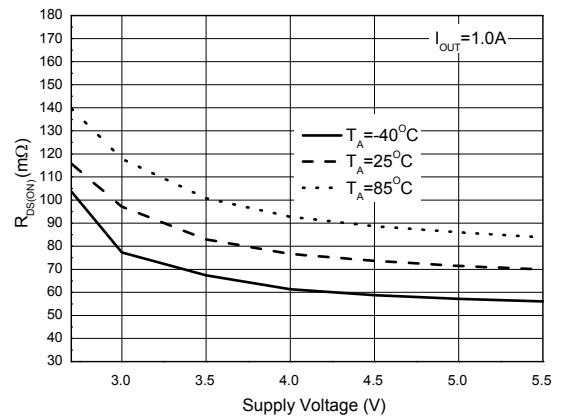


Figure 7.  $R_{DS(ON)}$  vs. Supply Voltage

Typical Performance Characteristics (Continued)



Figure 8. Current Limit vs. Supply Voltage



Figure 9. Current Limit vs. Ambient Temperature

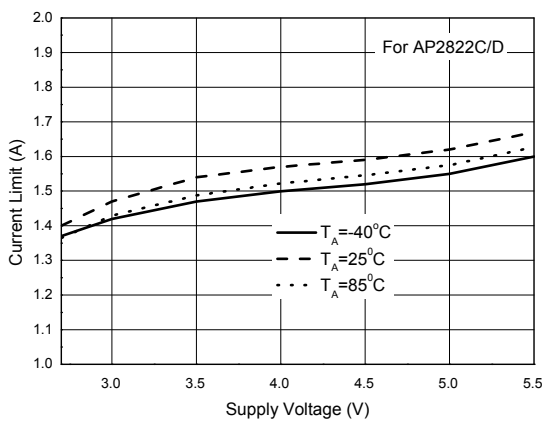


Figure 10. Current Limit vs. Supply Voltage

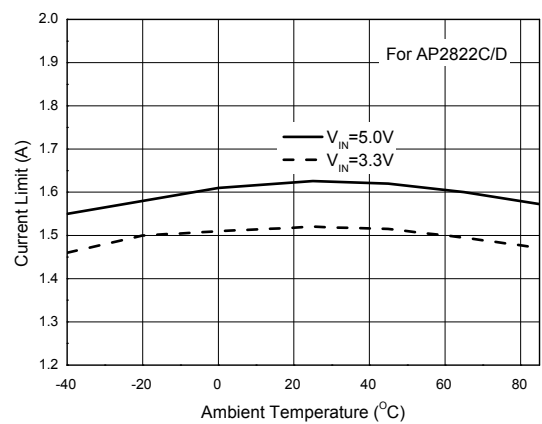


Figure 11. Current Limit vs. Ambient Temperature



0.5A to 2.0A High-side Power Distribution Switches

AP2822

Typical Performance Characteristics (Continued)

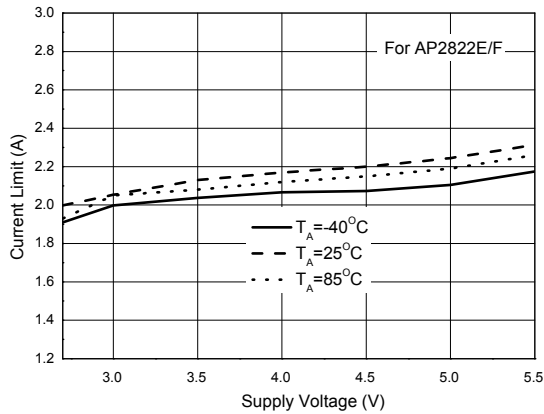


Figure 12. Current Limit vs. Supply Voltage



Figure 13. Current Limit vs. Ambient Temperature



Figure 14. Current Limit vs. Supply Voltage



Figure 15. Current Limit vs. Ambient Temperature

Typical Performance Characteristics (Continued)



Figure 16. UVLO Voltage vs. Ambient Temperature



Figure 17. Flag Delay Time during Over Current vs. Ambient Temperature



Figure 18. Flag Delay Time during Over Current vs. Supply Voltage



Figure 19. Output Short to GND Current vs. Supply Voltage

**0.5A to 2.0A High-side Power Distribution Switches**

**AP2822**

**Typical Performance Characteristics (Continued)**



Figure 20. Output Short to GND Current vs. Ambient Temperature



Figure 21. Enable Threshold Voltage vs. Ambient Temperature



Figure 22. Enable Threshold Voltage vs. Supply Voltage



Figure 23. Output Turn On and Rise Time (C<sub>IN</sub>=1.0µF, C<sub>OUT</sub>=1.0µF, No Load)

Typical Performance Characteristics (Continued)



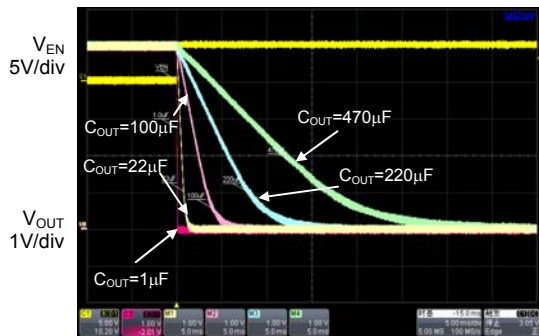
Time 500µs/div

Figure 24. Output Turn On and Rise Time ( $C_{IN}=1.0\mu F$ ,  $C_{OUT}=1.0\mu F$ ,  $R_L=3.3\Omega$ )



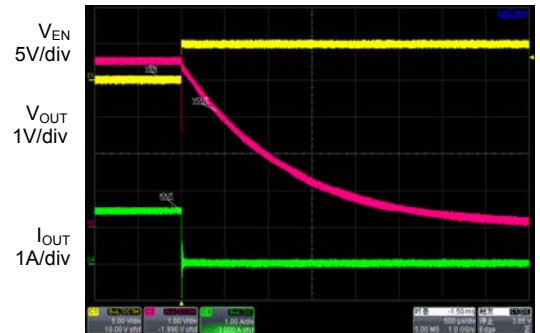
Time 500µs/div

Figure 25. Output Turn On and Rise Time ( $C_{IN}=1.0\mu F$ ,  $C_{OUT}=100\mu F$ , No Load)



Time 5ms/div

Figure 26. Output Turn Off and Fall Time ( $V_{IN}=5V$ ,  $C_{IN}=1.0\mu F$ , No Load)



Time 500µs/div

Figure 27. Output Turn Off and Fall Time ( $V_{IN}=5V$ ,  $C_{IN}=1.0\mu F$ ,  $C_{OUT}=470\mu F$ ,  $R_L=3.3\Omega$ )

**0.5A to 2.0A High-side Power Distribution Switches**

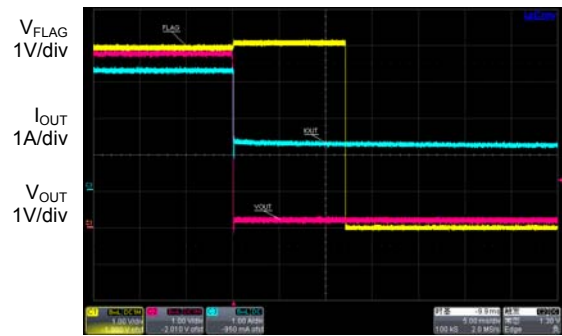
**AP2822**

**Typical Performance Characteristics (Continued)**



Time 20ms/div

Figure 28. Output Short to GND Current ( $V_{IN}=5V$ ,  $C_{IN}=1.0\mu F$ )



Time 5ms/div

Figure 29. FLAG Response during Over Current

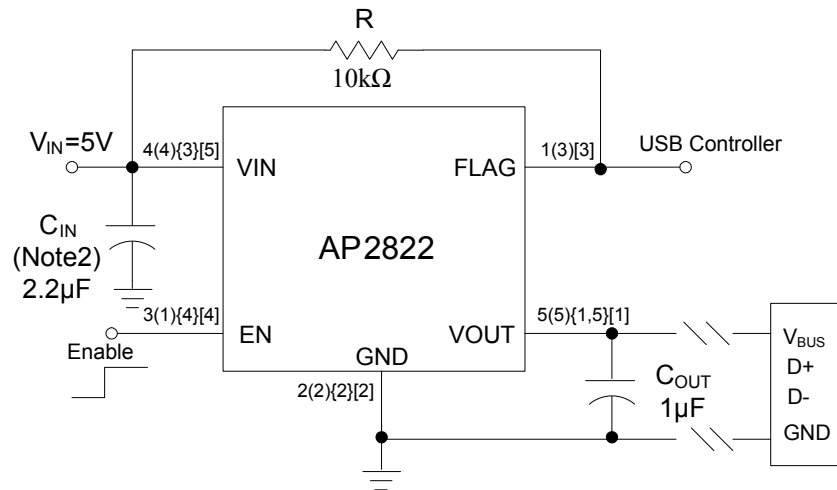


Time 5ms/div

Figure 30. FLAG Response during Over Temperature ( $T_A=125\text{ }^\circ\text{C}$ )



## Typical Application



A(B){C}[D]  
 A: SOT-23-5(K Package)  
 B: SOT-23-5(KA Package)  
 C: SOT-23-5(KB Package)  
 D: SOT-23-5(KE Package)

Note 2: 2.2μF input capacitor is enough in most application cases.

If the VOUT is short to ground frequently during usage, large size input capacitor is necessary, recommend 22μF.

Figure 31. Typical Application of AP2822

**0.5A to 2.0A High-side Power Distribution Switches**

**AP2822**

**Mechanical Dimensions**

**SOT-23-5**

**Unit: mm(inch)**





## **BCD Semiconductor Manufacturing Limited**

<http://www.bcdsemi.com>

### **IMPORTANT NOTICE**

BCD Semiconductor Manufacturing Limited reserves the right to make changes without further notice to any products or specifications herein. BCD Semiconductor Manufacturing Limited does not assume any responsibility for use of any its products for any particular purpose, nor does BCD Semiconductor Manufacturing Limited assume any liability arising out of the application or use of any its products or circuits. BCD Semiconductor Manufacturing Limited does not convey any license under its patent rights or other rights nor the rights of others.

---

#### **MAIN SITE**

##### **- Headquarters**

##### **BCD Semiconductor Manufacturing Limited**

No. 1600, Zi Xing Road, Shanghai ZiZhu Science-based Industrial Park, 200241, China  
Tel: +86-21-24162266, Fax: +86-21-24162277

##### **- Wafer Fab**

##### **Shanghai SIM-BCD Semiconductor Manufacturing Co., Ltd.**

800 Yi Shan Road, Shanghai 200233, China  
Tel: +86-21-6485 1491, Fax: +86-21-5450 0008

#### **REGIONAL SALES OFFICE**

##### **Shenzhen Office**

##### **Shanghai SIM-BCD Semiconductor Manufacturing Co., Ltd., Shenzhen Office**

Unit A Room 1203, Skyworth Bldg., Gaoxin Ave. 1.S., Nanshan District, Shenzhen, China  
Tel: +86-755-8826 7951  
Fax: +86-755-8826 7865

##### **Taiwan Office**

##### **BCD Semiconductor (Taiwan) Company Limited**

4F, 298-1, Rui Guang Road, Nei-Hu District, Taipei, Taiwan  
Tel: +886-2-2656 2808  
Fax: +886-2-2656 2806

##### **USA Office**

##### **BCD Semiconductor Corp.**

30920 Huntwood Ave. Hayward, CA 94544, USA  
Tel : +1-510-324-2988  
Fax: +1-510-324-2788

Компания «Океан Электроники» предлагает заключение долгосрочных отношений при поставках импортных электронных компонентов на взаимовыгодных условиях!

Наши преимущества:

- Поставка оригинальных импортных электронных компонентов напрямую с производств Америки, Европы и Азии, а так же с крупнейших складов мира;
- Широкая линейка поставок активных и пассивных импортных электронных компонентов (более 30 млн. наименований);
- Поставка сложных, дефицитных, либо снятых с производства позиций;
- Оперативные сроки поставки под заказ (от 5 рабочих дней);
- Экспресс доставка в любую точку России;
- Помощь Конструкторского Отдела и консультации квалифицированных инженеров;
- Техническая поддержка проекта, помощь в подборе аналогов, поставка прототипов;
- Поставка электронных компонентов под контролем ВП;
- Система менеджмента качества сертифицирована по Международному стандарту ISO 9001;
- При необходимости вся продукция военного и аэрокосмического назначения проходит испытания и сертификацию в лаборатории (по согласованию с заказчиком);
- Поставка специализированных компонентов военного и аэрокосмического уровня качества (Xilinx, Altera, Analog Devices, Intersil, Interpoint, Microsemi, Actel, Aeroflex, Peregrine, VPT, Syfer, Eurofarad, Texas Instruments, MS Kennedy, Miteq, Cobham, E2V, MA-COM, Hittite, Mini-Circuits, General Dynamics и др.);

Компания «Океан Электроники» является официальным дистрибьютором и эксклюзивным представителем в России одного из крупнейших производителей разъемов военного и аэрокосмического назначения «JONHON», а так же официальным дистрибьютором и эксклюзивным представителем в России производителя высокотехнологичных и надежных решений для передачи СВЧ сигналов «FORSTAR».



## JONHON

«JONHON» (основан в 1970 г.)

Разъемы специального, военного и аэрокосмического назначения:

(Применяются в военной, авиационной, аэрокосмической, морской, железнодорожной, горно- и нефтедобывающей отраслях промышленности)

«FORSTAR» (основан в 1998 г.)

ВЧ соединители, коаксиальные кабели,  
кабельные сборки и микроволновые компоненты:

(Применяются в телекоммуникациях гражданского и специального назначения, в средствах связи, РЛС, а так же военной, авиационной и аэрокосмической отраслях промышленности).



Телефон: 8 (812) 309-75-97 (многоканальный)

Факс: 8 (812) 320-03-32

Электронная почта: [ocean@oceanchips.ru](mailto:ocean@oceanchips.ru)

Web: <http://oceanchips.ru/>

Адрес: 198099, г. Санкт-Петербург, ул. Калинина, д. 2, корп. 4, лит. А