



Chip Beads

For power line

MPZ series

| | |
|----------------|-------------------------|
| MPZ0603 | 0603[0201 inch]* |
| MPZ1005 | 1005[0402 inch] |
| MPZ1608 | 1608[0603 inch] |
| MPZ2012 | 2012[0805 inch] |

* Dimensions Code JIS[EIA]

REMINDERS FOR USING THESE PRODUCTS

Before using these products, be sure to request the delivery specifications.

SAFETY REMINDERS

Please pay sufficient attention to the warnings for safe designing when using these products.

REMINDERS

- The storage period is less than 12 months. Be sure to follow the storage conditions (Temperature: 5 to 40°C, Humidity: 10 to 75% RH or less).
If the storage period elapses, the soldering of the terminal electrodes may deteriorate.
- Do not use or store in locations where there are conditions such as gas corrosion (salt, acid, alkali, etc.).
- Before soldering, be sure to preheat components.
The preheating temperature should be set so that the temperature difference between the solder temperature and chip temperature does not exceed 150°C.
- Soldering corrections after mounting should be within the range of the conditions determined in the specifications.
If overheated, a short circuit, performance deterioration, or lifespan shortening may occur.
- When embedding a printed circuit board where a chip is mounted to a set, be sure that residual stress is not given to the chip due to the overall distortion of the printed circuit board and partial distortion such as at screw tightening portions.
- Self heating (temperature increase) occurs when the power is turned ON, so the tolerance should be sufficient for the set thermal design.
- Carefully lay out the coil for the circuit board design of the non-magnetic shield type.
A malfunction may occur due to magnetic interference.
- Use a wrist band to discharge static electricity in your body through the grounding wire.
- Do not expose the products to magnets or magnetic fields.
- Do not use for a purpose outside of the contents regulated in the delivery specifications.
- The products listed on this catalog are intended for use in general electronic equipment (AV equipment, telecommunications equipment, home appliances, amusement equipment, computer equipment, personal equipment, office equipment, measurement equipment, industrial robots) under a normal operation and use condition.
The products are not designed or warranted to meet the requirements of the applications listed below, whose performance and/or quality require a more stringent level of safety or reliability, or whose failure, malfunction or trouble could cause serious damage to society, person or property.
If you intend to use the products in the applications listed below or if you have special requirements exceeding the range or conditions set forth in the each catalog, please contact us.

(1) Aerospace/Aviation equipment
 (2) Transportation equipment (cars, electric trains, ships, etc.)
 (3) Medical equipment
 (4) Power-generation control equipment
 (5) Atomic energy-related equipment
 (6) Seabed equipment
 (7) Transportation control equipment

(8) Public information-processing equipment
 (9) Military equipment
 (10) Electric heating apparatus, burning equipment
 (11) Disaster prevention/crime prevention equipment
 (12) Safety equipment
 (13) Other applications that are not considered general-purpose applications

When designing your equipment even for general-purpose applications, you are kindly requested to take into consideration securing protection circuit/device or providing backup circuits in your equipment.

Chip Beads

For power line

Product compatible with RoHS directive
Halogen-free
Compatible with lead-free solders

Overview of the MPZ Series

FEATURES

- Noise reduction solution for power line.
- Compared to the MMZ Series, has low direct current resistance for compatibility with large currents, optimal for low power consumption.
- Lineup includes 4 sizes from 0603 to 2012.
- Various frequency characteristics with 5 materials of different features for countermeasures against everything from general signals to high-speed signals.
- Performs well even in signal lines where low direct current resistance is required.

APPLICATION

- Noise removal for mobile devices such as smartphones and tablet terminals, and various modules.
- Noise removal for PCs and recorders, household appliances such as STBs, smart grids, and industrial equipment.

PART NUMBER CONSTRUCTION

| MPZ | 0603 | S | 220 | C | T | 000 | | | |
|-------------|-----------------------|-------------|---------------|-------------------------|-----|---------------------|-----------------|-----|---------------|
| Series name | LxWxT Dimensions (mm) | | Material name | Impedance (Ω) at 100MHz | | Characteristic type | Packaging style | | Internal code |
| | 0603 | 0.6x0.3x0.3 | | S | 220 | | 22 | C | |
| 1005 | 1.0x0.5x0.5 | Y | | | A | | | A00 | |
| 1608 | 1.6x0.8x0.6 | B | | | B | | | AH0 | |
| | 1.6x0.8x0.8 | R | | | | | | | |
| 2012 | 2.0x1.25x0.85 | D | | | | | | | |

OPERATING TEMPERATURE RANGE, PACKAGE QUANTITY, PRODUCT WEIGHT

| Type | Temperature range | | Package quantity (pieces/reel) | Individual weight (mg) | |
|---------|----------------------------|---------------------------|--------------------------------|------------------------|-------------|
| | Operating temperature (°C) | Storage temperature* (°C) | | | |
| | MPZ0603 | -55 to +125 | | | -55 to +125 |
| MPZ1005 | -55 to +125 | -55 to +125 | 10,000 | 1 | |
| MPZ1608 | t=0.6mm | -55 to +125 | -55 to +125 | 4,000 | 3 |
| | t=0.8mm | -55 to +125 | -55 to +125 | 4,000 | 4 |
| MPZ2012 | -55 to +125 | -55 to +125 | 4,000 | 8 | |

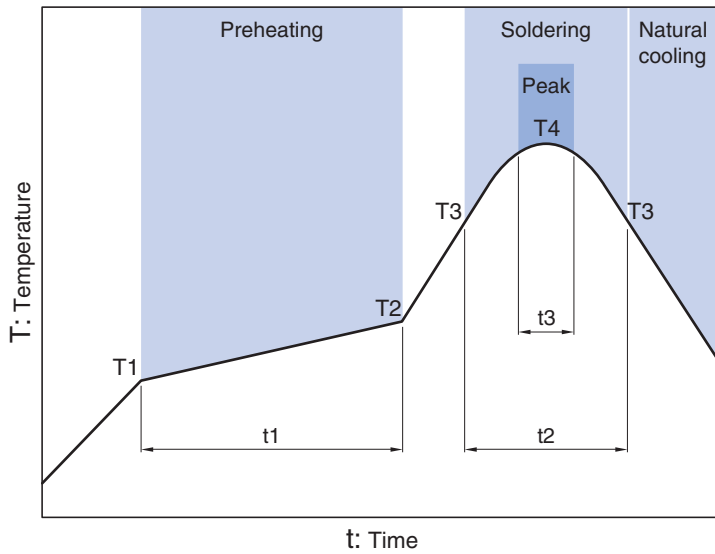
* The Storage temperature range is for after the circuit board is mounted.

- RoHS Directive Compliant Product: See the following for more details related to RoHS Directive compliant products. <http://www.tdk.co.jp/rohs/>
- Halogen-free: Indicates that Cl content is less than 900ppm, Br content is less than 900ppm, and that the total Cl and Br content is less than 1500ppm.

• All specifications are subject to change without notice.

Overview of the MPZ Series

RECOMMENDED REFLOW PROFILE



| Preheating | | | Soldering | | Peak | |
|------------|-------|------------|-----------|-----------|--------------|------|
| Temp. | | Time | Temp. | Time | Temp. | Time |
| T1 | T2 | t1 | T3 | t2 | T4 | t3 |
| 150°C | 180°C | 60 to 120s | 230°C | 30 to 60s | 250 to 260°C | 10s |

Overview of the MPZ Series

MATERIAL CHARACTERISTICS

B material: This type is perfectly suited for fast digital signals. By equalizing R components and X components that beads possess at a frequency of 5MHz, it is able to suppress overshooting, undershooting and ringing of fast digital signals.

R material: For wide frequency applications calling for broad impedance characteristics.

For digital signal line applications calling requiring good waveform integrity. Impedance values selected for effectiveness at 10 to 200MHz.

S material: Standard type that features impedance characteristics similar to those of a typical ferrite core.

For signal line applications in which the blocking region is near 100MHz. Impedance values selected for effectiveness at 40 to 300MHz.

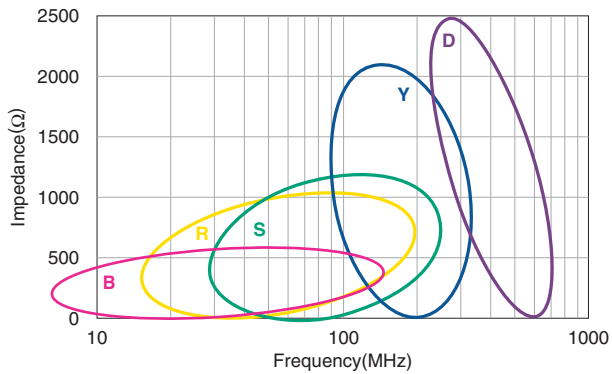
Y material: High frequency range type intended for the 100MHz region and above.

For signal line applications in which the signal frequency is far from the cutoff frequency. Impedance values selected for effectiveness at 80 to 400MHz.

D material: For applications calling for low insertion loss at low frequencies and sharply increasing impedance at high frequencies.

Designed for high impedance at high frequencies (300MHz to 1GHz) for signal line applications.

TYPICAL MATERIAL IMPEDANCE CHARACTERISTICS

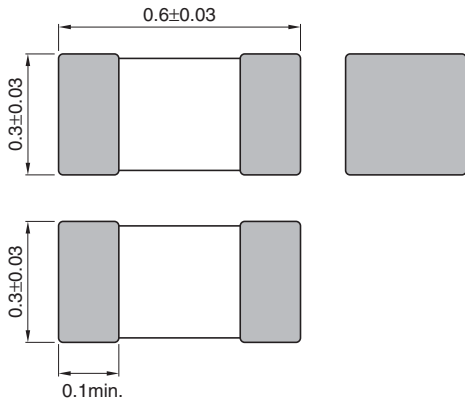


MPZ series

MPZ0603 Type

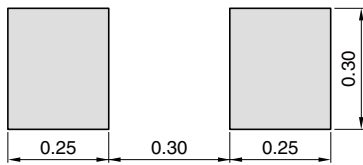


SHAPE & DIMENSIONS



Dimensions in mm

RECOMMENDED LAND PATTERN



Dimensions in mm

• All specifications are subject to change without notice.

MPZ series **MPZ0603 Type**

■ ELECTRICAL CHARACTERISTICS

□ CHARACTERISTICS SPECIFICATION TABLE

| Impedance [100MHz] (Ω) | Tolerance | DC resistance (Ω)max. | Rated current (mA)max. | Part No. |
|---------------------------------------|------------|-----------------------------------|---------------------------|------------------|
| 22 | $\pm 25\%$ | 0.065 | 1000 | MPZ0603S220CT000 |
| 33 | $\pm 25\%$ | 0.090 | 750 | MPZ0603S330CT000 |
| 47 | $\pm 25\%$ | 0.120 | 500 | MPZ0603S470CT000 |

○ Measurement equipment

| Measurement item | Product No. | Manufacturer |
|------------------|--------------|----------------------|
| Impedance | E4991A+16197 | Agilent Technologies |
| DC resistance | Type-7556 | Yokogawa |

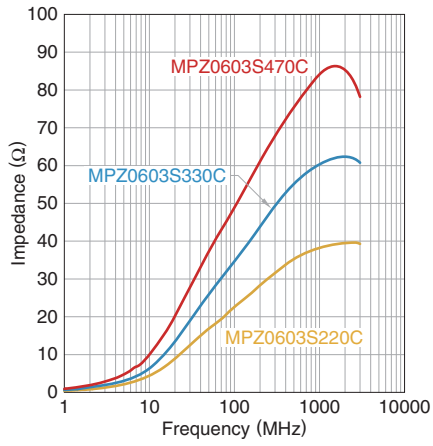
* Equivalent measurement equipment may be used.

MPZ series **MPZ0603 Type**

■ ELECTRICAL CHARACTERISTICS

□ Z VS. FREQUENCY CHARACTERISTICS (BY SERIES)

MPZ0603S SERIES

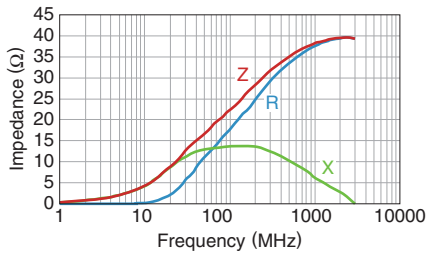


MPZ series **MPZ0603 Type**

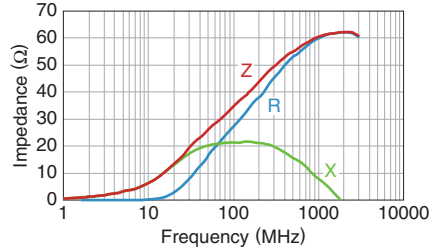
■ ELECTRICAL CHARACTERISTICS

□ Z, X, R VS. FREQUENCY CHARACTERISTICS

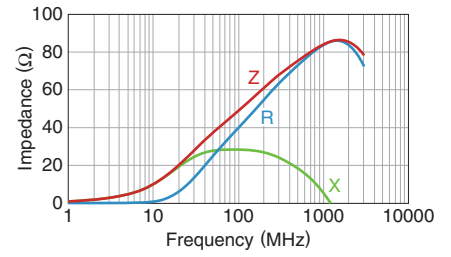
MPZ0603S220CT000



MPZ0603S330CT000



MPZ0603S470CT000



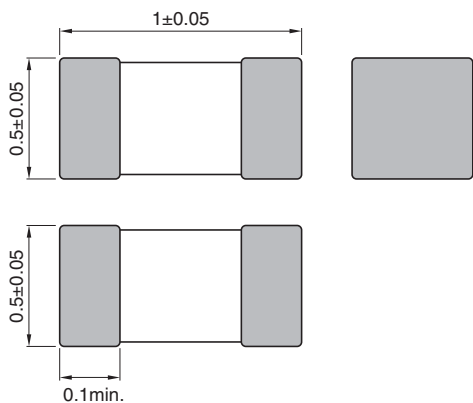
• All specifications are subject to change without notice.

MPZ series

MPZ1005 Type

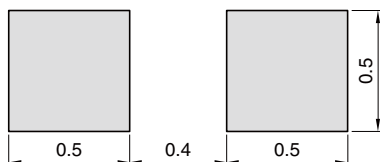


■ SHAPE & DIMENSIONS



Dimensions in mm

■ RECOMMENDED LAND PATTERN



Dimensions in mm

• All specifications are subject to change without notice.

MPZ series MPZ1005 Type

ELECTRICAL CHARACTERISTICS

CHARACTERISTICS SPECIFICATION TABLE

| Impedance [100MHz] (Ω) | Tolerance | DC resistance (Ω)max. | Rated current (A)max. | Part No. |
|---------------------------------------|----------------|-----------------------------------|--------------------------|------------------|
| 10 | $\pm 5\Omega$ | 0.025 | 3.0 | MPZ1005S100CT000 |
| 30 | $\pm 10\Omega$ | 0.035 | 1.7 | MPZ1005S300CT000 |
| 60 | $\pm 25\%$ | 0.060 | 1.5 | MPZ1005S600CT000 |
| 120 | $\pm 25\%$ | 0.090 | 1.2 | MPZ1005S121CT000 |
| 90 | $\pm 25\%$ | 0.100 | 1.2 | MPZ1005Y900CT000 |

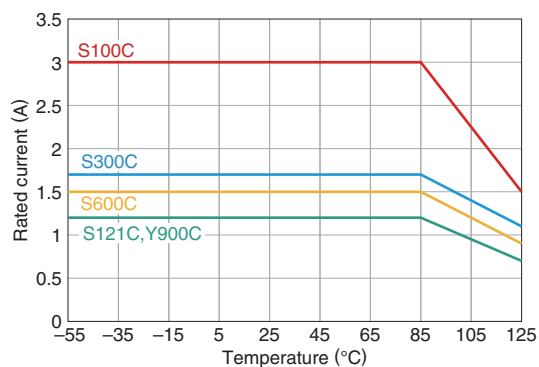
* Please refer to the graph of Rated current vs. temperature characteristics (derating) about the rating current at 85°C or more in temperature of the product.

Measurement equipment

| Measurement item | Product No. | Manufacturer |
|------------------|---------------|----------------------|
| Impedance | E4991A+16192A | Agilent Technologies |
| DC resistance | Type-7556 | Yokogawa |

* Equivalent measurement equipment may be used.

Rated current vs. temperature characteristics (derating)

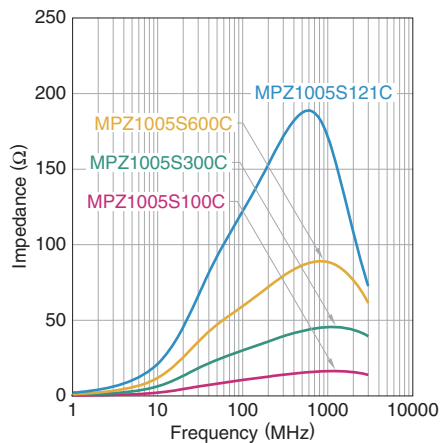


MPZ series **MPZ1005 Type**

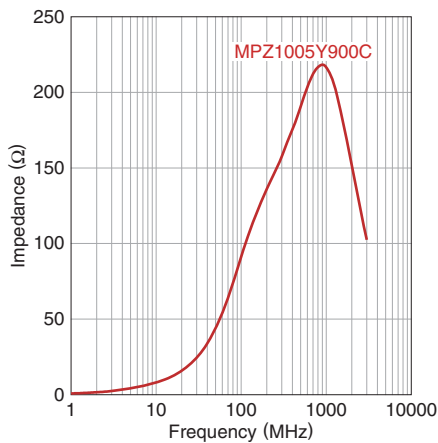
■ ELECTRICAL CHARACTERISTICS

□ Z VS. FREQUENCY CHARACTERISTICS (BY SERIES)

MPZ1005S SERIES



MPZ1005Y SERIES



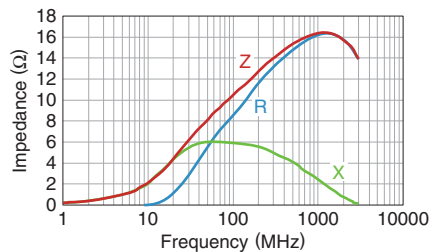
• All specifications are subject to change without notice.

MPZ series MPZ1005 Type

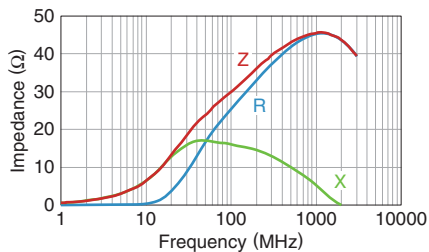
ELECTRICAL CHARACTERISTICS

Z, X, R VS. FREQUENCY CHARACTERISTICS

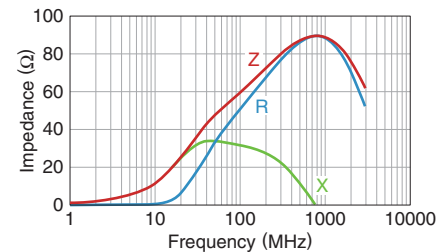
MPZ1005S100CT000



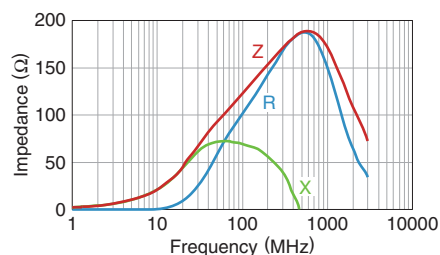
MPZ1005S300CT000



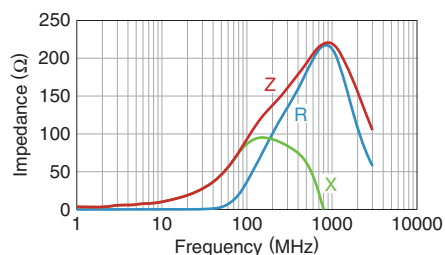
MPZ1005S600CT000



MPZ1005S121CT000



MPZ1005Y900CT000



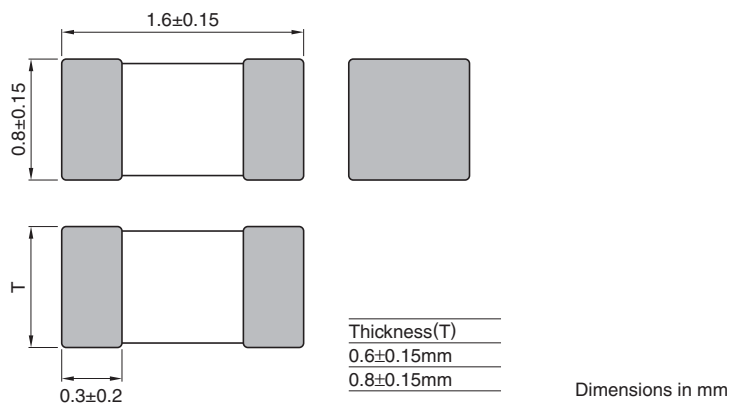
• All specifications are subject to change without notice.

MPZ series

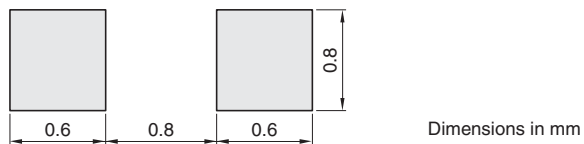
MPZ1608 Type



SHAPE & DIMENSIONS



RECOMMENDED LAND PATTERN



• All specifications are subject to change without notice.

MPZ series MPZ1608 Type

ELECTRICAL CHARACTERISTICS

CHARACTERISTICS SPECIFICATION TABLE

| Impedance [100MHz] (Ω) | Tolerance | DC resistance (Ω)max. | Rated current* (A)max. | Thickness T (mm) | Part No. |
|------------------------------|-----------|--------------------------|---------------------------|---------------------|------------------|
| 470 | ±25% | 0.150 | 1.0 | 0.8 | MPZ1608B471ATA00 |
| 26 | ±25% | 0.007 | 6.0 | 0.6 | MPZ1608S260ATAH0 |
| 30 | ±10Ω | 0.010 | 5.0 | 0.6 | MPZ1608S300ATAH0 |
| 60 | ±25% | 0.020 | 3.5 | 0.6 | MPZ1608S600ATAH0 |
| 100 | ±25% | 0.030 | 3.0 | 0.6 | MPZ1608S101ATAH0 |
| 120 | ±25% | 0.045 | 2.0 | 0.6 | MPZ1608S121ATAH0 |
| 180 | ±25% | 0.050 | 2.0 | 0.6 | MPZ1608S181ATAH0 |
| 220 | ±25% | 0.050 | 2.2 | 0.8 | MPZ1608S221ATA00 |
| 330 | ±25% | 0.080 | 1.7 | 0.8 | MPZ1608S331ATA00 |
| 470 | ±25% | 0.150 | 1.0 | 0.8 | MPZ1608S471ATA00 |
| 600 | ±25% | 0.150 | 1.0 | 0.8 | MPZ1608S601ATA00 |
| 1000 | ±25% | 0.300 | 0.8 | 0.8 | MPZ1608S102ATA00 |
| 390 | ±25% | 0.120 | 1.2 | 0.8 | MPZ1608R391ATA00 |
| 60 | ±25% | 0.030 | 2.3 | 0.8 | MPZ1608Y600BTA00 |
| 100 | ±25% | 0.040 | 2.0 | 0.8 | MPZ1608Y101BTA00 |
| 150 | ±25% | 0.050 | 1.8 | 0.8 | MPZ1608Y151BTA00 |
| 220 | ±25% | 0.100 | 1.5 | 0.8 | MPZ1608Y221BTA00 |
| 30 | ±10Ω | 0.060 | 1.8 | 0.8 | MPZ1608D300BTA00 |
| 60 | ±25% | 0.100 | 1.2 | 0.8 | MPZ1608D600BTA00 |
| 100 | ±25% | 0.150 | 1.0 | 0.8 | MPZ1608D101BTA00 |

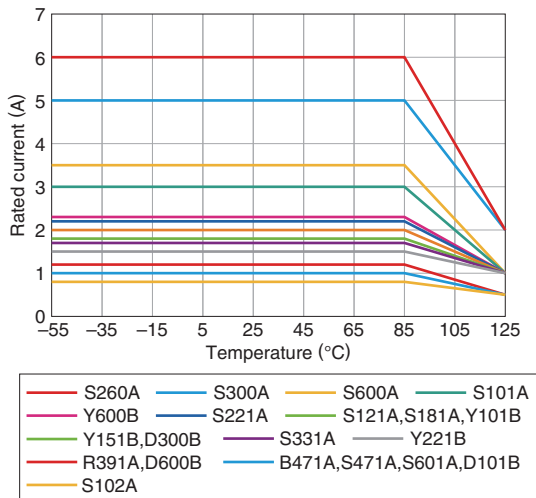
* Please refer to the graph of Rated current vs. temperature characteristics (derating) about the rating current at 85°C or more in temperature of the product.

Measurement equipment

| Measurement item | Product No. | Manufacturer |
|------------------|---------------|----------------------|
| Impedance | E4991A+16192A | Agilent Technologies |
| DC resistance | Type-7556 | Yokogawa |

* Equivalent measurement equipment may be used.

Rated current vs. temperature characteristics (derating)



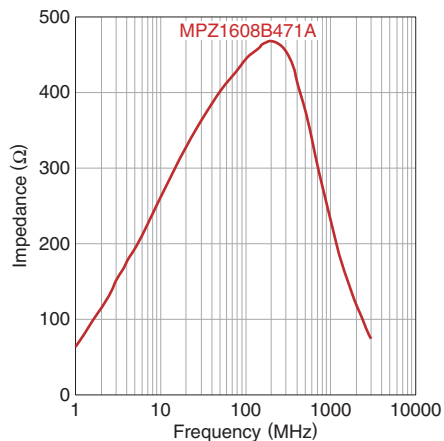
• All specifications are subject to change without notice.

MPZ series MPZ1608 Type

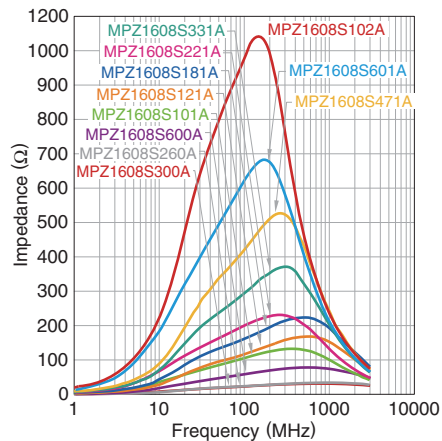
ELECTRICAL CHARACTERISTICS

Z VS. FREQUENCY CHARACTERISTICS (BY SERIES)

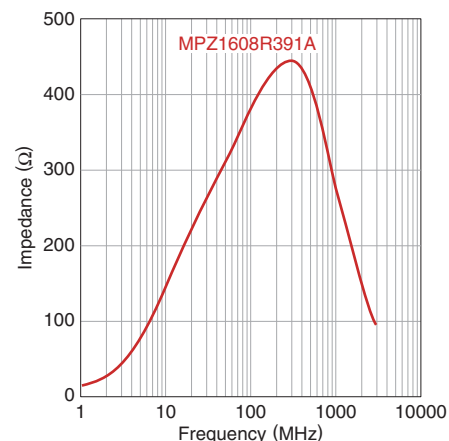
MPZ1608B SERIES



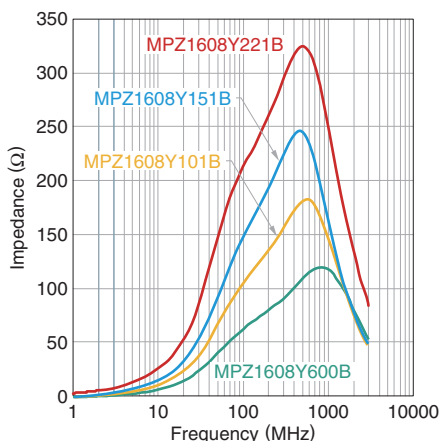
MPZ1608S SERIES



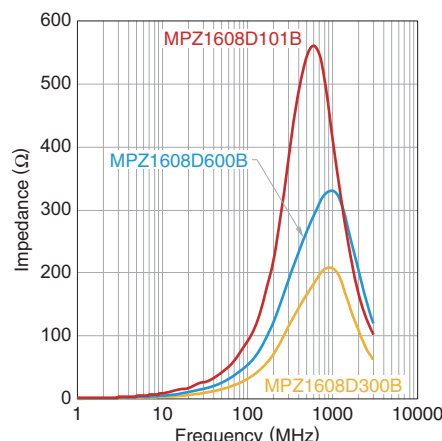
MPZ1608R SERIES



MPZ1608Y SERIES



MPZ1608D SERIES



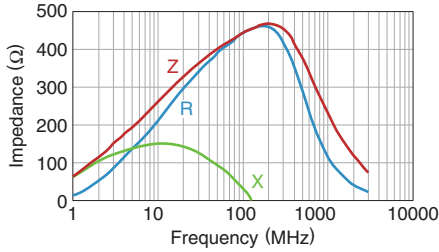
• All specifications are subject to change without notice.

MPZ series MPZ1608 Type

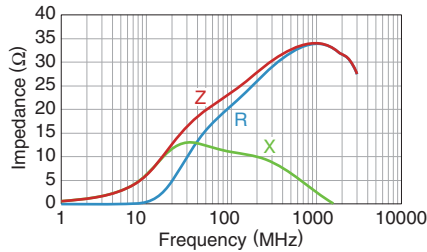
ELECTRICAL CHARACTERISTICS

Z, X, R VS. FREQUENCY CHARACTERISTICS

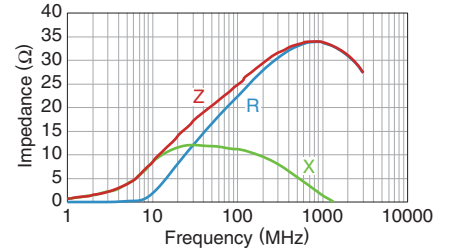
MPZ1608B471ATA00



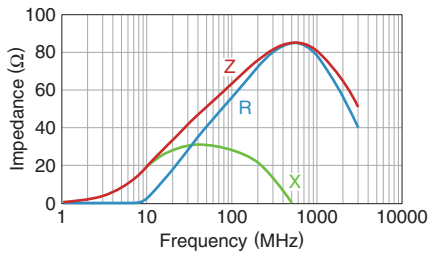
MPZ1608S260ATAH0



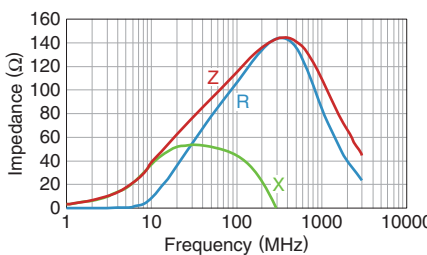
MPZ1608S300ATAH0



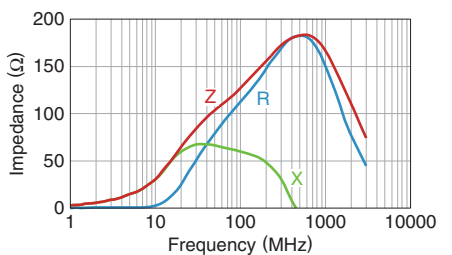
MPZ1608S600ATAH0



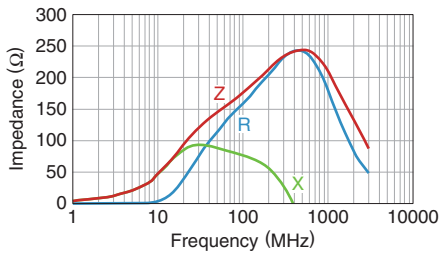
MPZ1608S101ATAH0



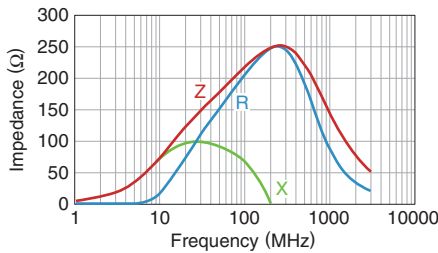
MPZ1608S121ATAH0



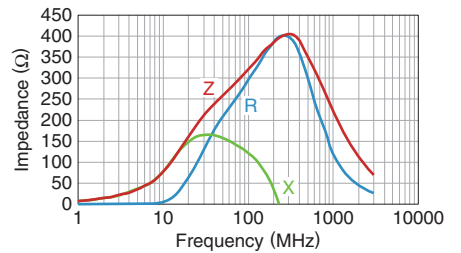
MPZ1608S181ATAH0



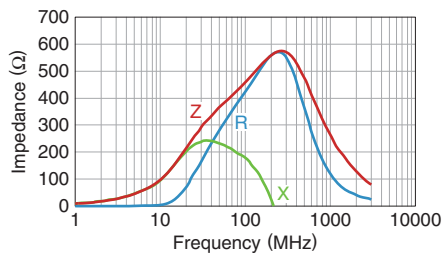
MPZ1608S221ATA00



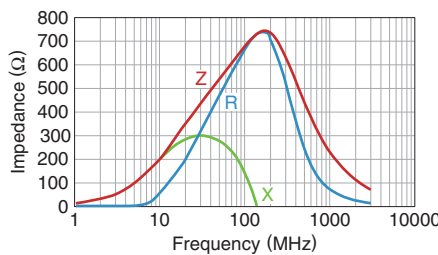
MPZ1608S331ATA00



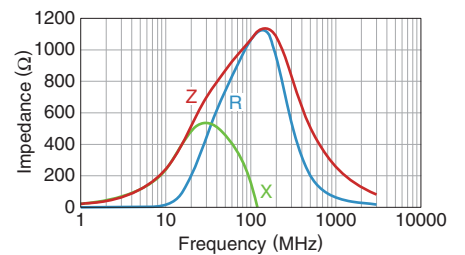
MPZ1608S471ATA00



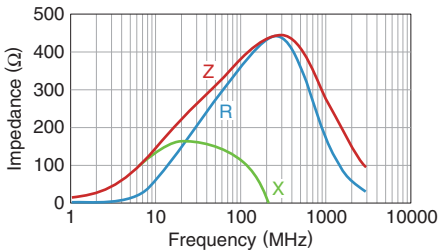
MPZ1608S601ATA00



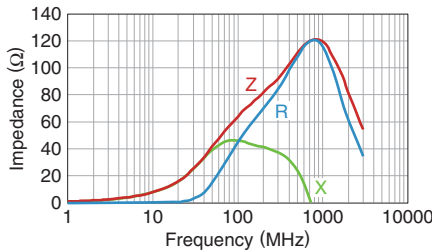
MPZ1608S102ATA00



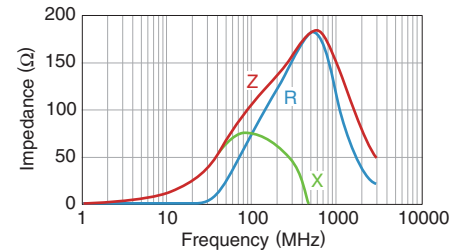
MPZ1608R391ATA00



MPZ1608Y600BTA00



MPZ1608Y101BTA00



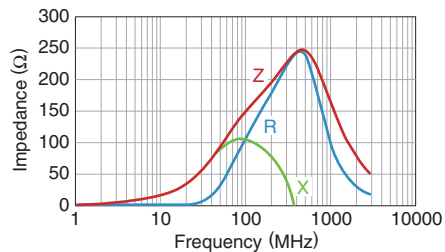
• All specifications are subject to change without notice.

MPZ series MPZ1608 Type

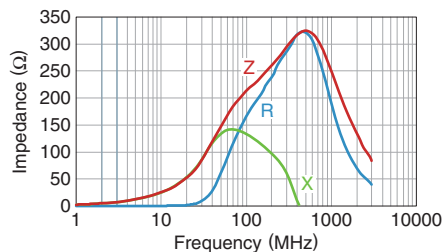
ELECTRICAL CHARACTERISTICS

Z, X, R VS. FREQUENCY CHARACTERISTICS

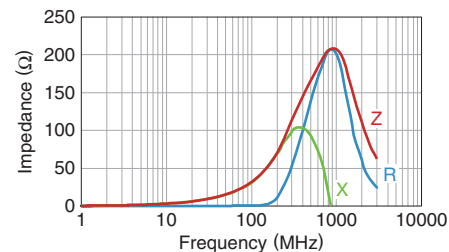
MPZ1608Y151BTA00



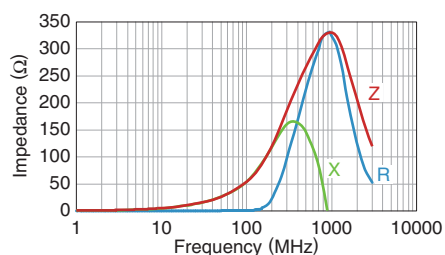
MPZ1608Y221BTA00



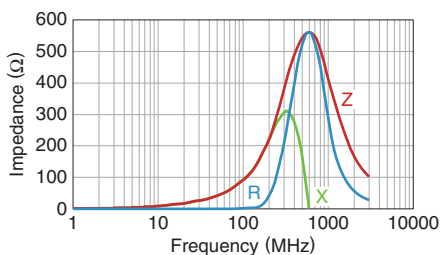
MPZ1608D300BTA00



MPZ1608D600BTA00



MPZ1608D101BTA00



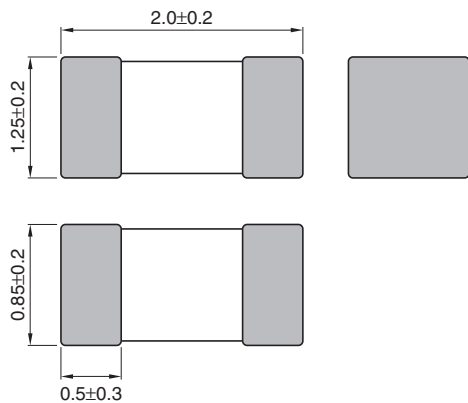
• All specifications are subject to change without notice.

MPZ series

MPZ2012 Type

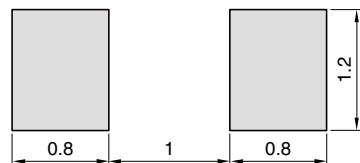


SHAPE & DIMENSIONS



Dimensions in mm

RECOMMENDED LAND PATTERN



Dimensions in mm

• All specifications are subject to change without notice.

MPZ series MPZ2012 Type

ELECTRICAL CHARACTERISTICS

CHARACTERISTICS SPECIFICATION TABLE

| Impedance [100MHz] (Ω) | Tolerance | DC resistance (Ω)max. | Rated current* (A)max. | Part No. |
|---------------------------------------|----------------|-----------------------------------|---------------------------|------------------|
| 30 | $\pm 10\Omega$ | 0.010 | 6 | MPZ2012S300AT000 |
| 100 | $\pm 25\%$ | 0.020 | 4 | MPZ2012S101AT000 |
| 220 | $\pm 25\%$ | 0.040 | 3 | MPZ2012S221AT000 |
| 330 | $\pm 25\%$ | 0.050 | 2.5 | MPZ2012S331AT000 |
| 600 | $\pm 25\%$ | 0.100 | 2 | MPZ2012S601AT000 |
| 1000 | $\pm 25\%$ | 0.150 | 1.5 | MPZ2012S102AT000 |

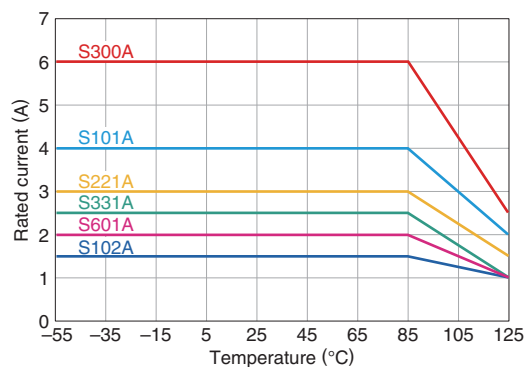
* Please refer to the graph of Rated current vs. temperature characteristics (derating) about the rating current at 85°C or more in temperature of the product.

Measurement equipment

| Measurement item | Product No. | Manufacturer |
|------------------|---------------|----------------------|
| Impedance | E4991A+16192A | Agilent Technologies |
| DC resistance | Type-7556 | Yokogawa |

* Equivalent measurement equipment may be used.

Rated current vs. temperature characteristics (derating)

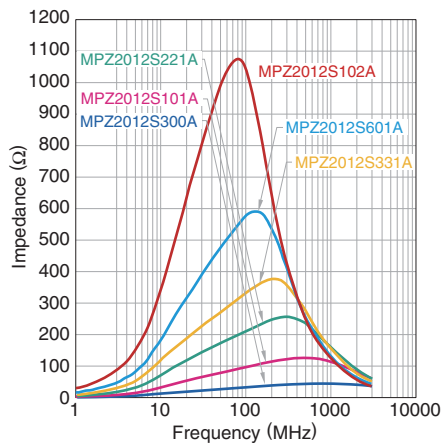


MPZ series MPZ2012 Type

■ ELECTRICAL CHARACTERISTICS

□ Z VS. FREQUENCY CHARACTERISTICS (BY SERIES)

MPZ2012S SERIES



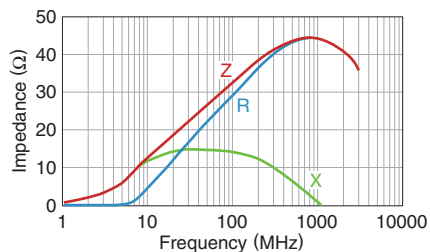
• All specifications are subject to change without notice.

MPZ series MPZ2012 Type

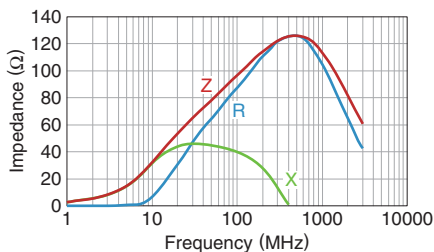
ELECTRICAL CHARACTERISTICS

Z, X, R VS. FREQUENCY CHARACTERISTICS

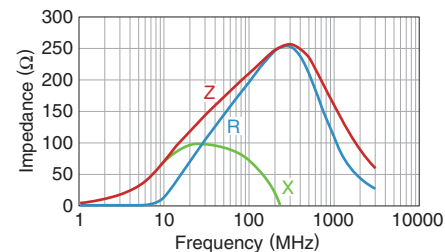
MPZ2012S300AT000



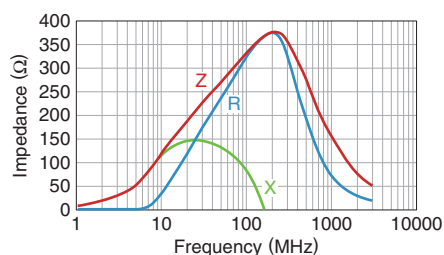
MPZ2012S101AT000



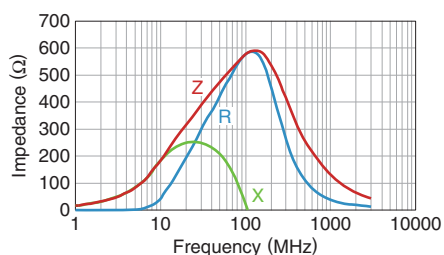
MPZ2012S221AT000



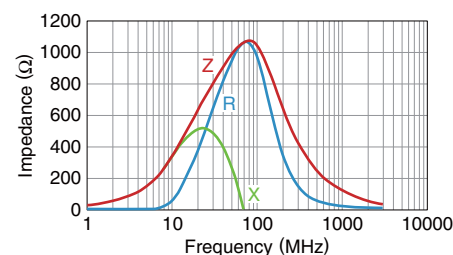
MPZ2012S331AT000



MPZ2012S601AT000



MPZ2012S102AT000

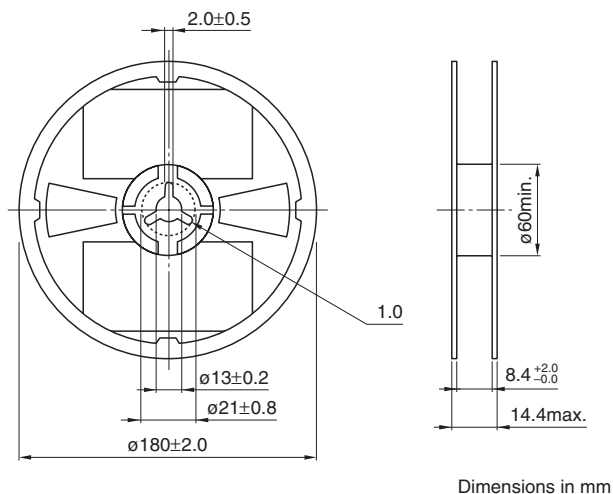


• All specifications are subject to change without notice.

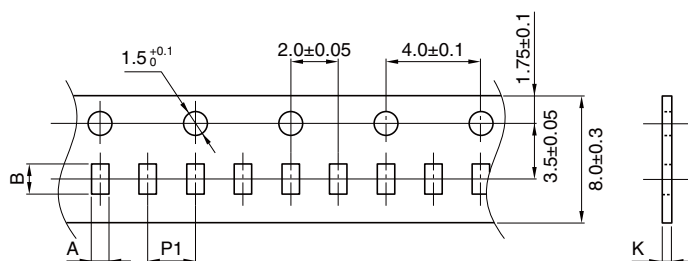
MPZ series

Packaging style

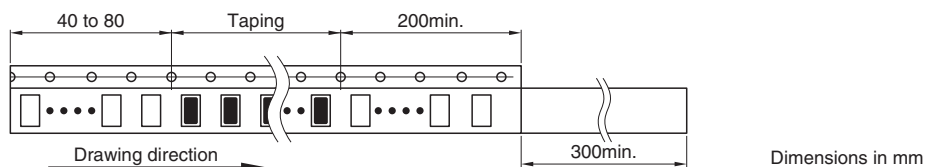
REEL DIMENSIONS



TAPE DIMENSIONS



| Type | A | B | P1 | K |
|---------|-----------|-----------|----------|---------|
| MPZ0603 | 0.38±0.05 | 0.68±0.05 | 2.0±0.05 | 0.5max. |
| MPZ1005 | 0.65±0.1 | 1.15±0.1 | 2.0±0.05 | 0.8max. |
| MPZ1608 | 1.1±0.2 | 1.9±0.2 | 4.0±0.1 | 1.1max. |
| MPZ2012 | 1.5±0.2 | 2.3±0.2 | 4.0±0.1 | 1.1max. |



• All specifications are subject to change without notice.

Компания «Океан Электроники» предлагает заключение долгосрочных отношений при поставках импортных электронных компонентов на взаимовыгодных условиях!

Наши преимущества:

- Поставка оригинальных импортных электронных компонентов напрямую с производств Америки, Европы и Азии, а так же с крупнейших складов мира;
- Широкая линейка поставок активных и пассивных импортных электронных компонентов (более 30 млн. наименований);
- Поставка сложных, дефицитных, либо снятых с производства позиций;
- Оперативные сроки поставки под заказ (от 5 рабочих дней);
- Экспресс доставка в любую точку России;
- Помощь Конструкторского Отдела и консультации квалифицированных инженеров;
- Техническая поддержка проекта, помощь в подборе аналогов, поставка прототипов;
- Поставка электронных компонентов под контролем ВП;
- Система менеджмента качества сертифицирована по Международному стандарту ISO 9001;
- При необходимости вся продукция военного и аэрокосмического назначения проходит испытания и сертификацию в лаборатории (по согласованию с заказчиком);
- Поставка специализированных компонентов военного и аэрокосмического уровня качества (Xilinx, Altera, Analog Devices, Intersil, Interpoint, Microsemi, Actel, Aeroflex, Peregrine, VPT, Syfer, Eurofarad, Texas Instruments, MS Kennedy, Miteq, Cobham, E2V, MA-COM, Hittite, Mini-Circuits, General Dynamics и др.);

Компания «Океан Электроники» является официальным дистрибьютором и эксклюзивным представителем в России одного из крупнейших производителей разъемов военного и аэрокосмического назначения «**JONHON**», а так же официальным дистрибьютором и эксклюзивным представителем в России производителя высокотехнологичных и надежных решений для передачи СВЧ сигналов «**FORSTAR**».



JONHON

«**JONHON**» (основан в 1970 г.)

Разъемы специального, военного и аэрокосмического назначения:

(Применяются в военной, авиационной, аэрокосмической, морской, железнодорожной, горно- и нефтедобывающей отраслях промышленности)

«**FORSTAR**» (основан в 1998 г.)

ВЧ соединители, коаксиальные кабели,
кабельные сборки и микроволновые компоненты:

(Применяются в телекоммуникациях гражданского и специального назначения, в средствах связи, РЛС, а так же военной, авиационной и аэрокосмической отраслях промышленности).



Телефон: 8 (812) 309-75-97 (многоканальный)

Факс: 8 (812) 320-03-32

Электронная почта: ocean@oceanchips.ru

Web: <http://oceanchips.ru/>

Адрес: 198099, г. Санкт-Петербург, ул. Калинина, д. 2, корп. 4, лит. А