

REFERENCE SPECIFICATIONS

-NFC 93425 (in compliance with HE 507)

PHYSICAL CHARACTERISTICS

- INSULATOR MATERIAL: THERMOPLASTIC UL94V0
- CONTACT MATERIAL: PHOSPHOR BRONZE(SIGNAL CONTACT)
GOLD OVER NICKEL
- ACCESSORIES: STAINLESS STEEL or BRASS
Cadmium plated, yellow passivation
- SHELLS: STEEL
Cadmium plated, yellow passivation

ELECTRICAL CHARACTERISTICS

- NOMINAL CURRENT: 7.5A (SIGNAL CONTACT)
- CONTACT RESISTANCE: <=7.3 m Ohms SIGNAL
- CONTACT/CONTACT : >=1000 V
- CONTACT/GROUND : >=1200 V
- INSULATION RESISTANCE: >=5000 MOhms
- CLIMATIC CATEGORY: 55/125/21
TEMPERATURE RANGE -55°C TO +125°C
DAMP HEAT STEADY STATE 56 DAYS
SALT SPRAY 48 HOURS

DBML13W3S300N

Series ←

Shell size: **E A B C D** ←
see sheet 3

M :characteristic
for the DM series

Front accessory definition
see sheet 2

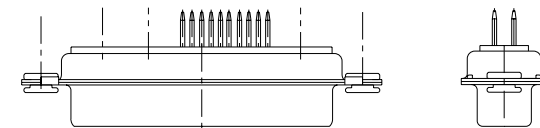
- Blank** :without accessory
- L** :threaded insert M3
- O** :threaded insert UNC 4-40
- V** :female screw UNC 4-40
- F** :floating mounting
- S** :spacer

Layout of contacts (see sheet 3) ←

Contacts ←
S :Socket

Termination type ←
3 Straight version

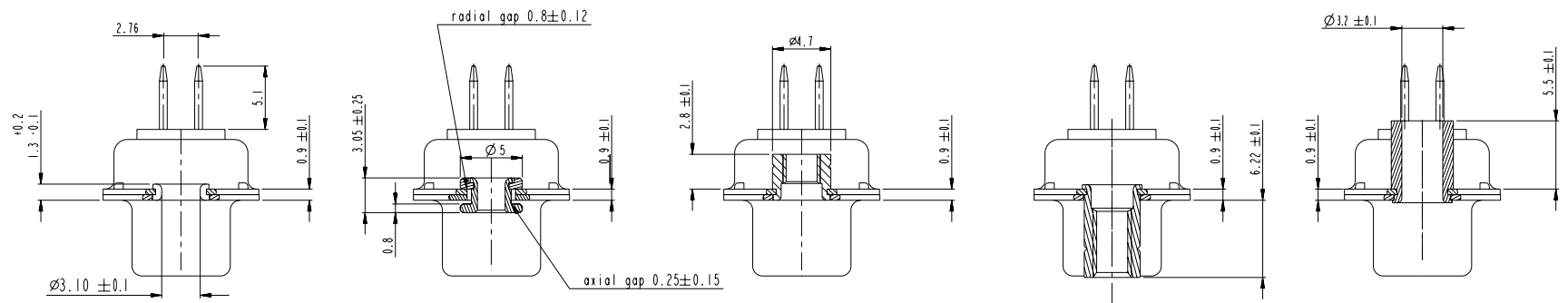
- Plating ←
- 00** straight solder 500 matings/unmatings
 - 43** straight solder 500 matings/unmatings for harsh environment
 - N** :obligatory indication for HE 507 series ←



I3W3 FOR EXAMPLE

www.fciconnect.com				surface	tolerance std	projection	mm									
				ISO 1302	ISO 406 ISO 1101	⊕	←→									
				TOLERANCES UNLESS OTHERWISE SPECIFIED												
rev	acc no	dr	date	Dr	M	PESSON	2006/11/15	ANGULAR	LINEAR	0.X	±0.3	size	A2	Scale	2:1	
A	LS06-0174	MPE	2006/11/15	Eng	P	LEGARE	2006/11/15	0.xx	±0.1							
B	LS07-0273	MPE	2007/10/30	Chr	P	LEGARE	2006/11/15	0° ±2'	0.xxx	±0.05	ECN	LS07-0273				
				Appr	P	LEGARE	2006/11/15	Product family		- Spec ref						
				FCI SUB FEMALE DMW				deg no	C01-8637-1751		Rev. B					
				mixed power straight solder				CUSTOMER		sheet 1 of 7						
				catalog no												

Copyright FCI, FCI



FRONT ACCESSORY **Blank** without **F** floating mounting **L** insert M3 **O** insert UNC 4.40 **V** femelle screw UNC 4.40 **S** Spacer

shell size LAYOUTS

PART NUMBER	FRONT ACCESSORY
D*MxWxS300N	without
D*MFxWxS300N	floating mounting
D*MLxWxS300N	insert M3
D*MOxWxS300N	insert UNC 4.40
D*MVxWxS300N	female screw UNC 4.40
D*MSxWxS300N	Spacer
D*MxWxS343N	without
D*MFxWxS343N	floating mounting
D*MLxWxS343N	insert M3
D*MOxWxS343N	insert UNC 4.40
D*MVxWxS343N	female screw UNC 4.40
D*MSxWxS343N	Spacer

#	xWx
E	5W1
A	11W1
A	7W2
B	21W1
B	17W2
B	13W3
B	9W4
C	25W3
C	21WA4
C	27W2
D	47W1
D	24W7
D	36W4

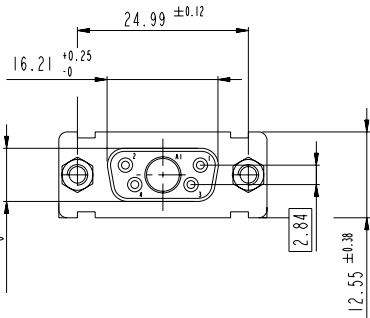
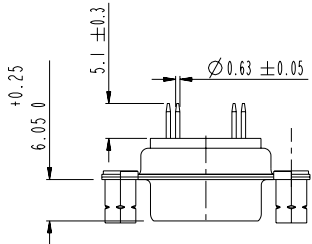
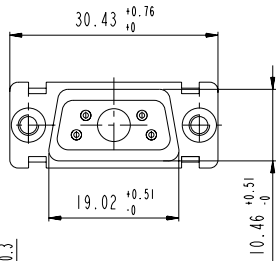
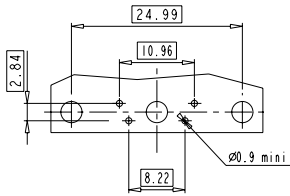
Copyright FCJ

www.fciconnect.com		surface ISO 1302	tolerance std ISO 406 ISO 1101	projection mm
		TOLERANCES UNLESS OTHERWISE SPECIFIED		
Dr	M PESSON	2006/11/15	ANGULAR	0.X ±0.3
Eng	P LEGARE	2006/11/15	LINEAR	0.XX ±0.1
Chr	P LEGARE	2006/11/15	0° ±2°	0.XXX ±0.05
Appr	P LEGARE	2006/11/15	Product family	- Spec ref
FCJ		SUB FEMALE DMW		Rev. B
		mixed power straight solder		ang no C01-8637-1751
		catalog no		CUSTOMER sheet 2 of 7

SCALE: 4

5W1

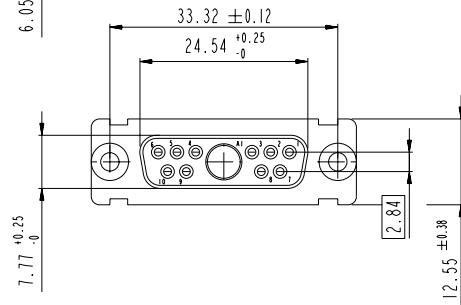
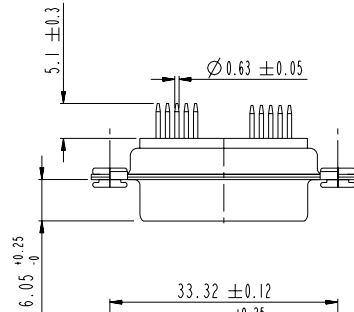
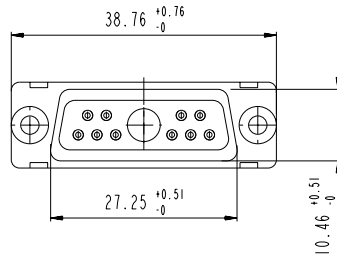
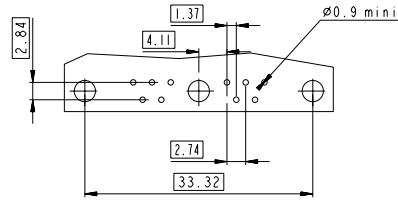
LAYOUT AND CONNECTOR DIMENSIONS



Floating signal contacts

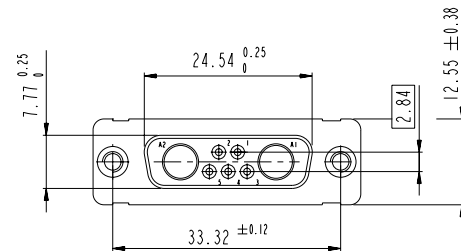
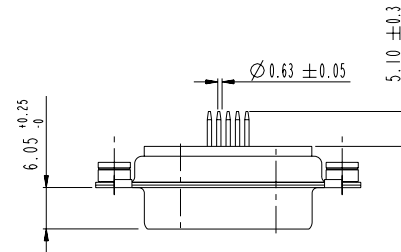
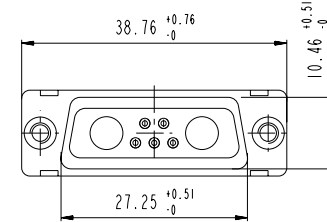
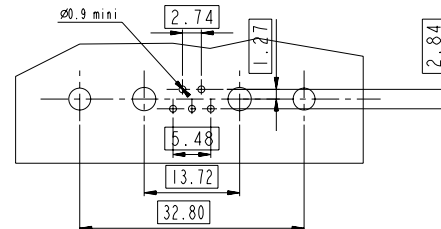
11W1

LAYOUT AND CONNECTOR DIMENSIONS

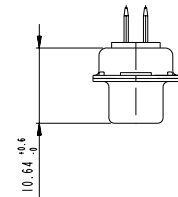


7W2

LAYOUT AND CONNECTOR DIMENSIONS

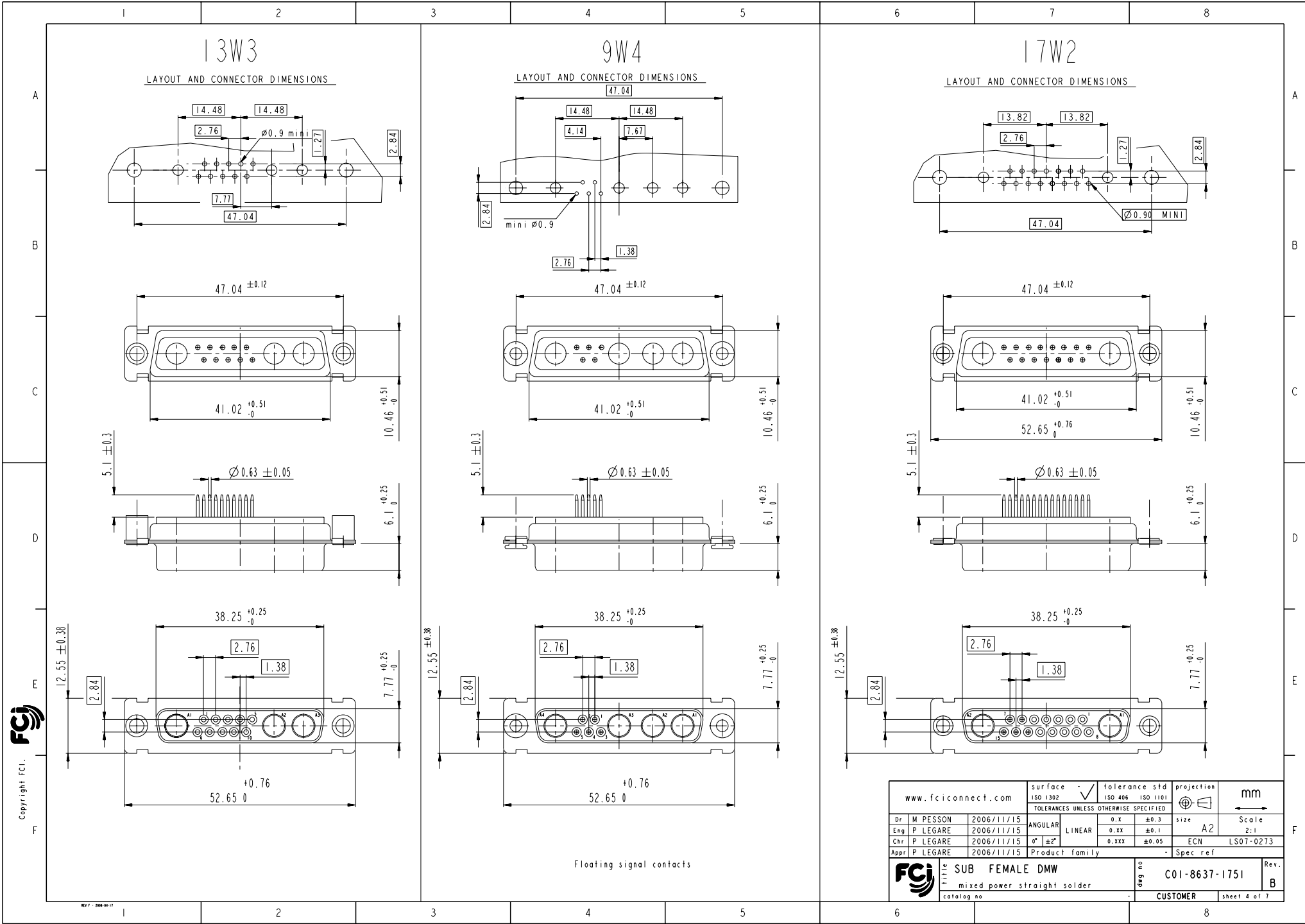


SIDE VIEW FOR LAYOUTS: E A B C



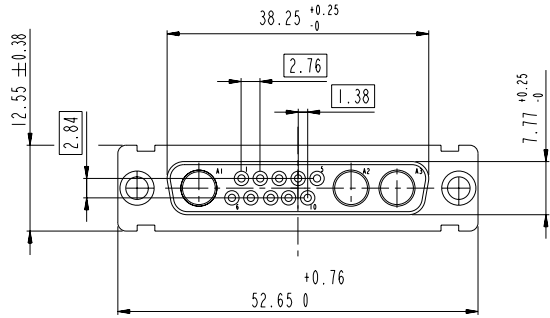
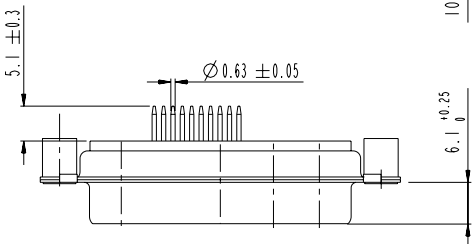
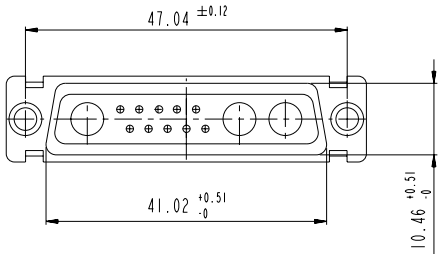
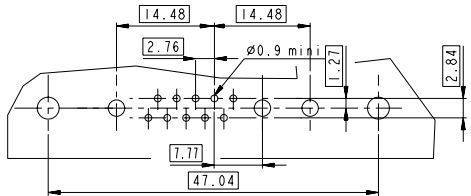
Copyright FCI.

www.fciconnect.com		surface ISO 1302	tolerance std ISO 406 ISO 1101	projection	mm
		TOLERANCES UNLESS OTHERWISE SPECIFIED			
Dr M PESSON	2006/11/15	ANGULAR	0.X ±0.3	size A2	Scale 2:1
Eng P LEGARE	2006/11/15	LINEAR	0.XX ±0.1	ECN	LS07-0273
Chr P LEGARE	2006/11/15	0° ±2°	0.XXX ±0.05	Spec ref	
Appr P LEGARE	2006/11/15	Product family			
TITLE SUB FEMALE DMW mixed power straight solder catalog no		ang no C01-8637-1751 Rev. B	CUSTOMER sheet 3 of 7		



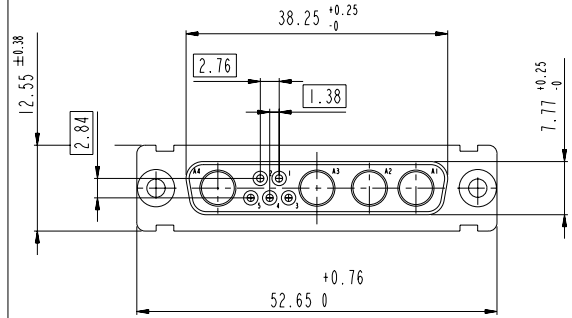
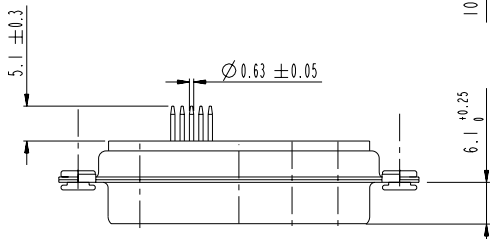
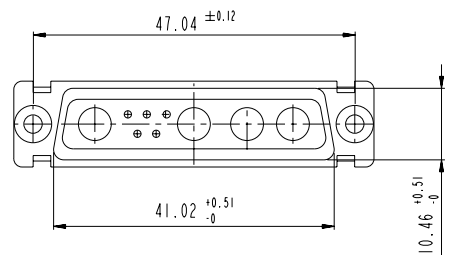
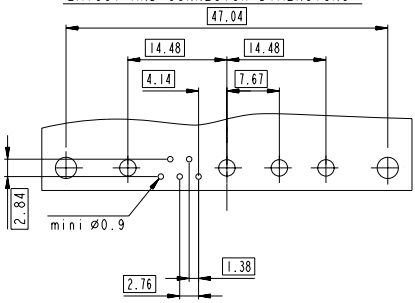
13W3

LAYOUT AND CONNECTOR DIMENSIONS



9W4

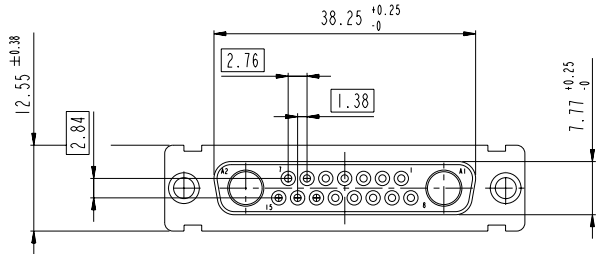
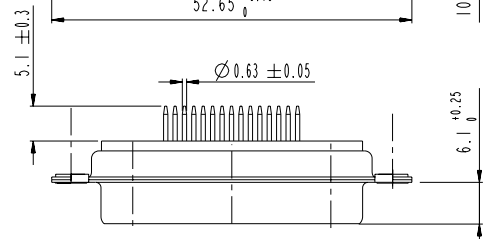
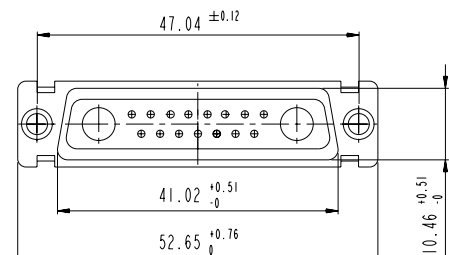
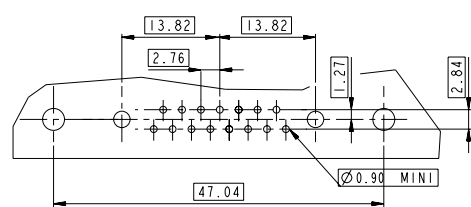
LAYOUT AND CONNECTOR DIMENSIONS



Floating signal contacts

17W2

LAYOUT AND CONNECTOR DIMENSIONS

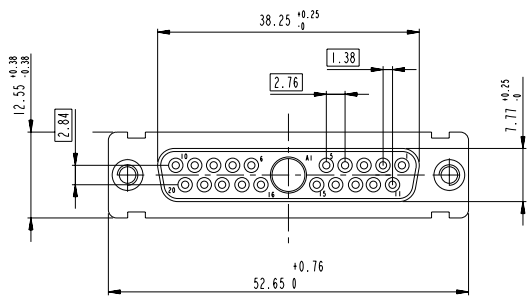
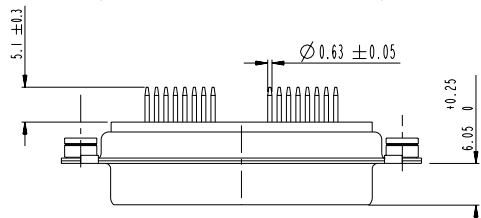
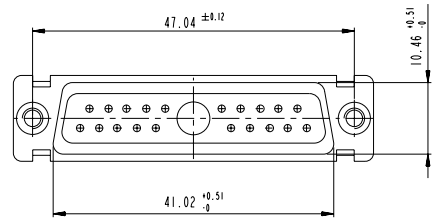
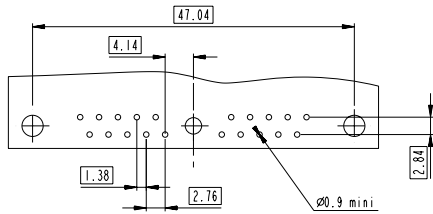


Copyright FCI

www.fciconnect.com		surface ISO 1302	tolerance std ISO 406 ISO 1101	projection mm
		TOLERANCES UNLESS OTHERWISE SPECIFIED		
Dr M PESSON	2006/11/15	ANGULAR	0.X ±0.3	size A2 Scale 2:1
Eng P LEGARE	2006/11/15	LINEAR	0.XX ±0.1	ECN LS07-0273
Chr P LEGARE	2006/11/15	0° ±2°	0.XXX ±0.05	
Appr P LEGARE	2006/11/15	Product family	-	Spec ref
TITLE SUB FEMALE DMW mixed power straight solder catalog no		ang no C01-8637-1751 Rev. B	CUSTOMER sheet 4 of 7	

21W1

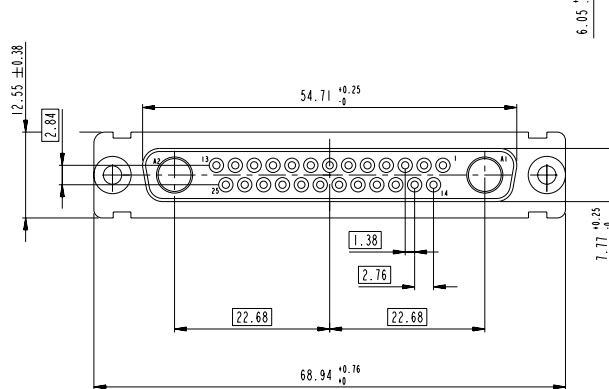
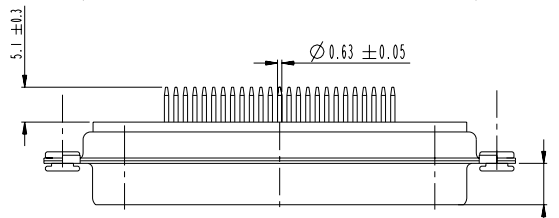
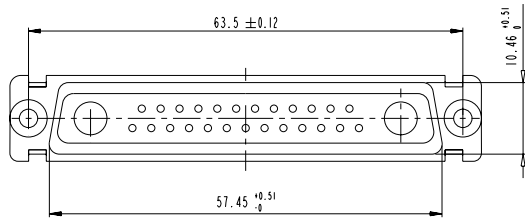
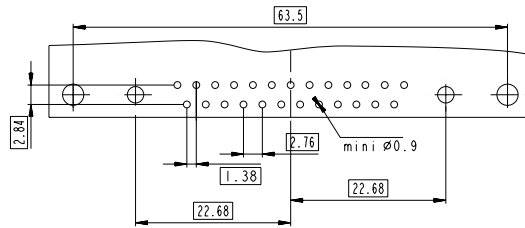
LAYOUT AND CONNECTOR DIMENSIONS



Floating signal contacts

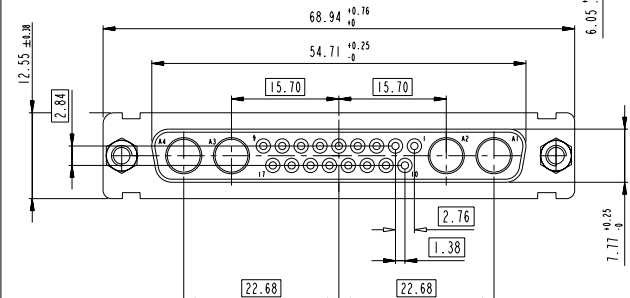
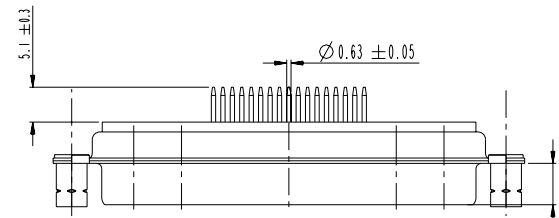
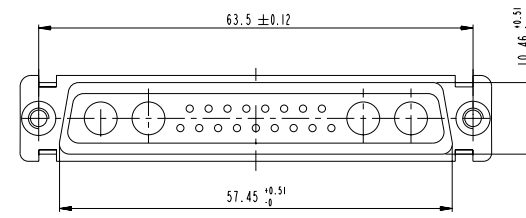
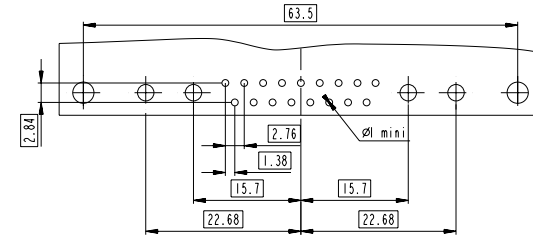
27W2

LAYOUT AND CONNECTOR DIMENSIONS



21WA4

LAYOUT AND CONNECTOR DIMENSIONS

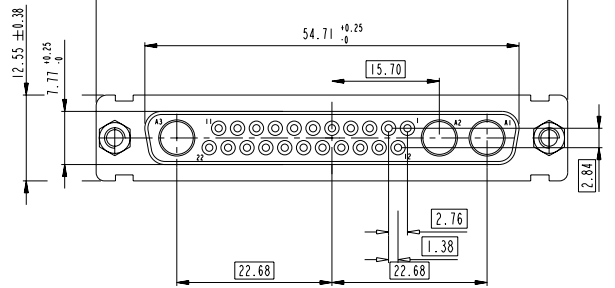
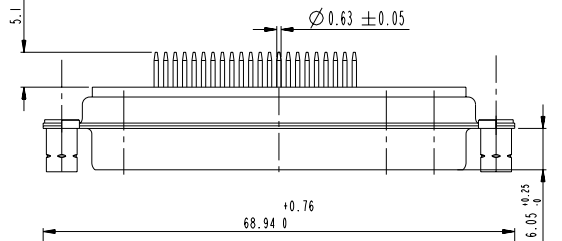
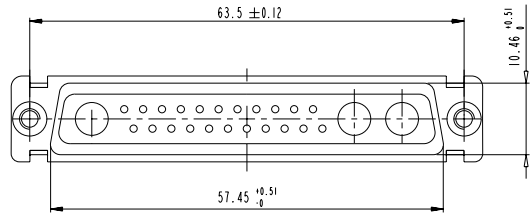
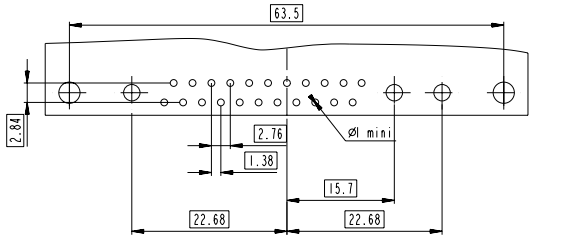


www.fciconnect.com		surface	ISO 1302	tolerance std	ISO 406	ISO 1101	projection	mm
		TOLERANCES UNLESS OTHERWISE SPECIFIED						
Dr	M PESSON	2006/11/15	ANGULAR	0.X	±0.3		size	Scale
Eng	P LEGARE	2006/11/15	LINEAR	0.XX	±0.1		A2	2:1
Chr	P LEGARE	2006/11/15	0° ±2°	0.XXX	±0.05		ECN	LS07-0273
Appr	P LEGARE	2006/11/15	Product family				Spec ref	
		SUB FEMALE DMW		ang no	C01-8637-1751		Rev.	B
		mixed power straight solder		catalog no	CUSTOMER		sheet 5 of 7	

Copyright FCI.

25W3

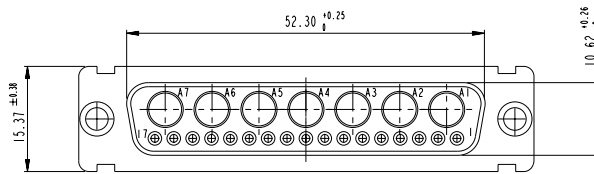
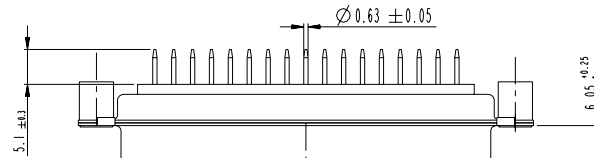
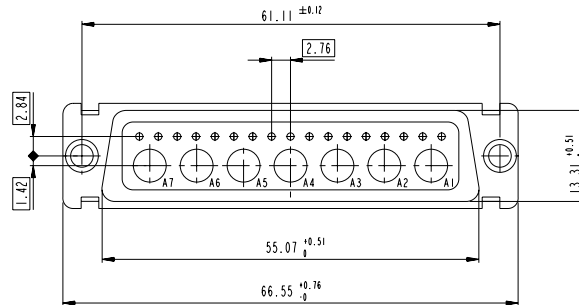
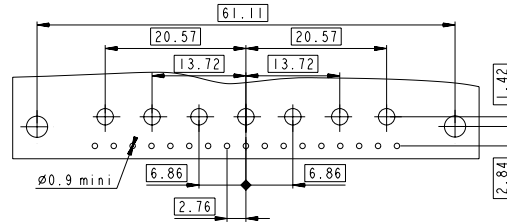
LAYOUT AND CONNECTOR DIMENSIONS



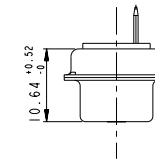
Floating signal contacts

24W7

LAYOUT AND CONNECTOR DIMENSIONS



SIDE VIEW FOR LAYOUTS: D

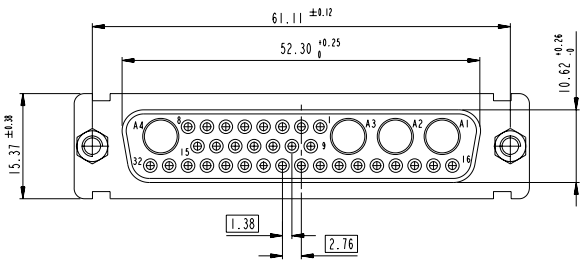
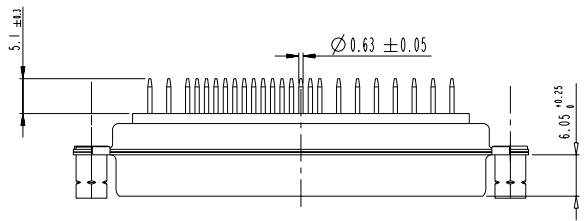
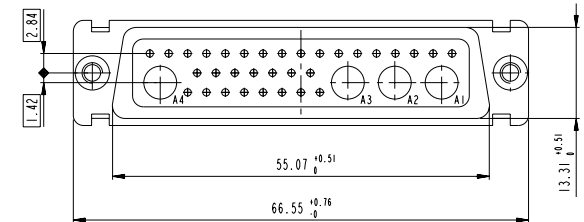
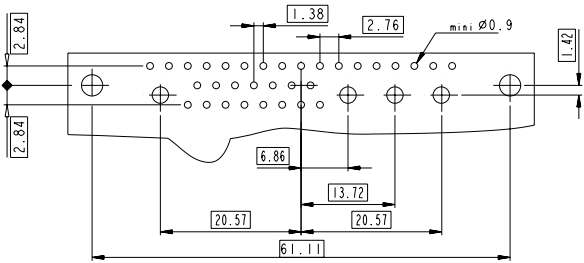


Copyright FCI.

www.fciconnect.com		surface ISO 1302	tolerance std ISO 406 ISO 1101	projection TOLERANCES UNLESS OTHERWISE SPECIFIED	mm
Dr M PESSON	2006/11/15	ANGULAR	0.X ±0.3	size A2	Scale 2:1
Eng P LEGARE	2006/11/15	LINEAR	0.XX ±0.1	ECN	LS07-0273
Chr P LEGARE	2006/11/15	0° ±2°	0.XXX ±0.05	Spec ref	
Appr P LEGARE	2006/11/15	Product family			
SUB FEMALE DMW mixed power straight solder catalog no		ang no	C01-8637-1751		Rev. B
				CUSTOMER	sheet 6 of 7

36W4


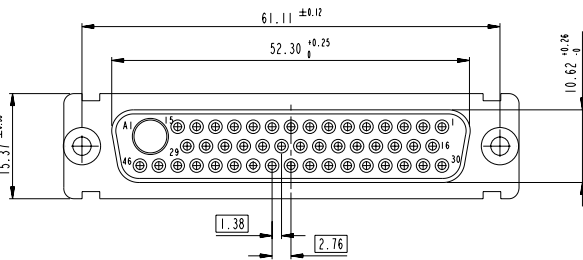
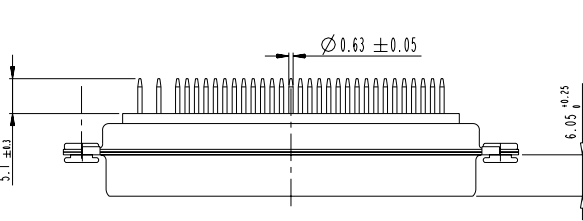
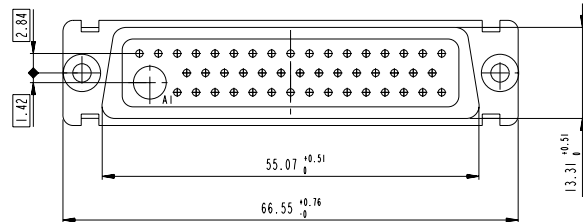
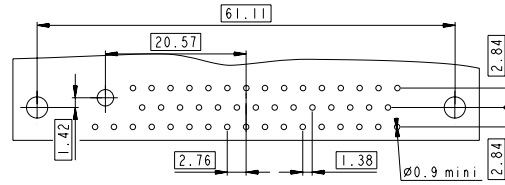
LAYOUT AND CONNECTOR DIMENSIONS



Floating signal contacts

47W1

LAYOUT AND CONNECTOR DIMENSIONS



Copyright FCI.

www.fciconnect.com		surface ISO 1302	tolerance std ISO 406 ISO 1101	projection ISO 1101	mm
		TOLERANCES UNLESS OTHERWISE SPECIFIED			
Dr	M PESSON	2006/11/15	ANGULAR	0.X ±0.3	size A2 Scale 2:1
Eng	P LEGARE	2006/11/15	LINEAR	0.XX ±0.1	
Chr	P LEGARE	2006/11/15	0° ±2°	0.XXX ±0.05	ECN LS07-0273
Appr	P LEGARE	2006/11/15	Product family		Spec ref
SUB FEMALE DMW mixed power straight solder catalog no		title C01-8637-1751 rev. B	CUSTOMER sheet 7 of 7		

Компания «Океан Электроники» предлагает заключение долгосрочных отношений при поставках импортных электронных компонентов на взаимовыгодных условиях!

Наши преимущества:

- Поставка оригинальных импортных электронных компонентов напрямую с производств Америки, Европы и Азии, а так же с крупнейших складов мира;
- Широкая линейка поставок активных и пассивных импортных электронных компонентов (более 30 млн. наименований);
- Поставка сложных, дефицитных, либо снятых с производства позиций;
- Оперативные сроки поставки под заказ (от 5 рабочих дней);
- Экспресс доставка в любую точку России;
- Помощь Конструкторского Отдела и консультации квалифицированных инженеров;
- Техническая поддержка проекта, помощь в подборе аналогов, поставка прототипов;
- Поставка электронных компонентов под контролем ВП;
- Система менеджмента качества сертифицирована по Международному стандарту ISO 9001;
- При необходимости вся продукция военного и аэрокосмического назначения проходит испытания и сертификацию в лаборатории (по согласованию с заказчиком);
- Поставка специализированных компонентов военного и аэрокосмического уровня качества (Xilinx, Altera, Analog Devices, Intersil, Interpoint, Microsemi, Actel, Aeroflex, Peregrine, VPT, Syfer, Eurofarad, Texas Instruments, MS Kennedy, Miteq, Cobham, E2V, MA-COM, Hittite, Mini-Circuits, General Dynamics и др.);

Компания «Океан Электроники» является официальным дистрибьютором и эксклюзивным представителем в России одного из крупнейших производителей разъемов военного и аэрокосмического назначения «JONHON», а так же официальным дистрибьютором и эксклюзивным представителем в России производителя высокотехнологичных и надежных решений для передачи СВЧ сигналов «FORSTAR».



JONHON

«JONHON» (основан в 1970 г.)

Разъемы специального, военного и аэрокосмического назначения:

(Применяются в военной, авиационной, аэрокосмической, морской, железнодорожной, горно- и нефтедобывающей отраслях промышленности)

«FORSTAR» (основан в 1998 г.)

ВЧ соединители, коаксиальные кабели,
кабельные сборки и микроволновые компоненты:

(Применяются в телекоммуникациях гражданского и специального назначения, в средствах связи, РЛС, а так же военной, авиационной и аэрокосмической отраслях промышленности).



Телефон: 8 (812) 309-75-97 (многоканальный)

Факс: 8 (812) 320-03-32

Электронная почта: ocean@oceanchips.ru

Web: <http://oceanchips.ru/>

Адрес: 198099, г. Санкт-Петербург, ул. Калинина, д. 2, корп. 4, лит. А