

Subminiature Fuse, 8.5 mm, Time-Lag T, 250 VAC, 63 VDC



IEC 60127-3 · 250VAC · Time-Lag T



Description

- Directly solderable on printed circuit boards
- Low Breaking Capacity

Standards

- IEC 60127-3/4
- UL 248-14
- CSA C22.2 no. 248.14

Approvals

- VDE Certificate Number: 40002080
- UL File Number: E41599
- CSA File Number: 51172

Applications

- Primary Protection on PCB
- Power Supply Adapter for e.g. laptops
- SMPS (Switching Mode Power Supply) for TV's and DVD's

References

[Packaging Details](#)

Corresponding Fuseholder [FMS \(250V\)](#)

Fuse Kit [Fuse Kit Microfuse](#)

Weblinks

[pdf-datasheet](#), [html-datasheet](#), [General Product Information](#), [Approvals](#), [CE declaration of conformity](#), [RoHS](#), [CHINA-RoHS](#), [e-Shop](#), [SCHURTER-Stock-Check](#), [Distributor-Stock-Check](#), [Detailed request for product](#)

Technical Data

| | |
|------------------------------|---|
| Rated Voltage | 250VAC, 63 VDC |
| Rated Current | 0.05 - 6.3A |
| Breaking Capacity | 35A - 63A |
| Characteristic | Time-Lag T |
| Mounting | PCB,THT |
| Admissible Ambient Air Temp. | -55 °C to 125 °C |
| Climatic Category | 55/125/21 acc. to IEC 60068-1 |
| Material: Housing | Thermoplastic, UL 94V-0 |
| Material: Terminals | Tin-Plated Copper |
| Unit Weight | 0.53 g |
| Storage Conditions | 0 °C to 40 °C, max. 70% r.h. |
| Product Marking | Type, Current, Dielectric strength, Characteristic, Approvals |

| | |
|------------------------------|--|
| Soldering Methods | Wave, Iron |
| Solderability | 235 °C / 2 sec acc. to IEC 60068-2-20, Test Ta |
| Resistance to Soldering Heat | 260 °C / 10sec acc. to IEC 60068-2-20, Test Tb |
| Current Carrying Capacity | acc. to EIA/IS-722, Test 4.3.3 |
| Moisture Resistance Test | MIL-STD-202, Method 106E (50 cycles in a temp./mister chamber) |
| Terminal Strength | Tensile load min. 9 N (acc. to EIA/IS-722, Test 4.5.1) |
| Case Resistance | acc. to EIA/IS-722, Test 4.7 >100 MΩ (between leads and body) |
| Mechanical Shock | MIL-STD-202, Method 213B (Shock 50gn, half sine wave, 11 ms) |
| Vibration, High Frequency | Shock 20 gn, 20 min, 10-2 kHz, 12 cyc. (acc. to EIA/IS-722, Test 4.10) |
| Resistance to Solvents | MIL-STD-202, Method 215A |
| Flammability | UL 94V-0 (acc. to EIA/IS-722, Test 4.12) |

Dimensions



Drilling diagram

Pre-Arcing Time







Rated Current In 1.5 x In min. 2.1 x In max. 2.75 x In min. 2.75 x In max. 4.0 x In min. 4.0 x In max. 10.0 x In min. 10.0 x In max.

| | | | | | | | | |
|----------------|--------|-------|--------|------|--------|-----|-------|--------|
| 0.05 A - 6.3 A | 60 min | 120 s | 400 ms | 10 s | 150 ms | 3 s | 20 ms | 150 ms |
|----------------|--------|-------|--------|------|--------|-----|-------|--------|

Variants

S = Short Terminals
L = Long Terminals
T = Taped and Reeled

| Rated Current [A] | Rated Voltage [VAC] | Breaking Capacity | Voltage Drop 1.0 In max. [mV] | Voltage Drop 1.0 In typ. [mV] | Power Dissipation 1.5 In max. [mW] | Melting I ² t 10.0 Intyp. [A ² s] |  |  |  |  |  |  | S | L | T | Order Number |
|-------------------|---------------------|-------------------|-------------------------------|-------------------------------|------------------------------------|---|---|---|---|--|---|---|---|---|---|--------------|
| 0.05 | 250 | 1) | 550 | 415 | 155 | 0.03 | ● | ● | ● | ● | ● | ● | | | | 0034.6602 |
| 0.063 | 250 | 1) | 480 | 420 | 160 | 0.05 | ● | ● | ● | ● | ● | ● | | | | 0034.6603 |
| 0.08 | 250 | 1) | 400 | 360 | 165 | 0.06 | ● | ● | ● | ● | ● | ● | | | | 0034.6604 |
| 0.1 | 250 | 1) | 350 | 320 | 170 | 0.08 | ● | ● | ● | ● | ● | ● | | | | 0034.6605 |
| 0.125 | 250 | 1) | 300 | 270 | 180 | 0.12 | ● | ● | ● | ● | ● | ● | | | | 0034.6606 |
| 0.16 | 250 | 1) | 280 | 190 | 190 | 0.24 | ● | ● | ● | ● | ● | ● | | | | 0034.6607 |
| 0.2 | 250 | 1) | 260 | 150 | 200 | 0.35 | ● | ● | ● | ● | ● | ● | | | | 0034.6608 |
| 0.25 | 250 | 1) | 240 | 120 | 220 | 0.6 | ● | ● | ● | ● | ● | ● | | | | 0034.6609 |
| 0.315 | 250 | 1) | 220 | 120 | 250 | 0.8 | ● | ● | ● | ● | ● | ● | | | | 0034.6610 |
| 0.4 | 250 | 1) | 200 | 110 | 280 | 1.1 | ● | ● | ● | ● | ● | ● | | | | 0034.6611 |
| 0.5 | 250 | 1) | 190 | 100 | 310 | 2.5 | ● | ● | ● | ● | ● | ● | | | | 0034.6612 |
| 0.63 | 250 | 1) | 180 | 90 | 360 | 4 | ● | ● | ● | ● | ● | ● | | | | 0034.6613 |
| 0.8 | 250 | 1) | 160 | 80 | 430 | 8 | ● | ● | ● | ● | ● | ● | | | | 0034.6614 |
| 1 | 250 | 1) | 140 | 70 | 500 | 12 | ● | ● | ● | ● | ● | ● | | | | 0034.6615 |
| 1.25 | 250 | 1) | 130 | 70 | 600 | 15 | ● | ● | ● | ● | ● | ● | | | | 0034.6616 |
| 1.6 | 250 | 1) | 120 | 60 | 730 | 30 | ● | ● | ● | ● | ● | ● | | | | 0034.6617 |
| 2 | 250 | 1) | 100 | 60 | 870 | 34 | ● | ● | ● | ● | ● | ● | | | | 0034.6618 |
| 2.5 | 250 | 1) | 100 | 50 | 1000 | 55 | ● | ● | ● | ● | ● | ● | | | | 0034.6619 |
| 3.15 | 250 | 1) | 100 | 50 | 1200 | 76 | ● | ● | ● | ● | ● | ● | | | | 0034.6620 |
| 4 | 250 | 2) | 100 | 50 | 1400 | 80 | ● | ● | ● | ● | ● | ● | | | | 0034.6621 |
| 5 | 250 | 3) | - | 50 | - | 230 | | ● | ● | | | ● | ● | | | 0034.6622 |
| 6.3 | 250 | 3) | - | 45 | - | 360 | | ● | ● | | | ● | ● | | | 0034.6623 |
| 0.05 | 250 | 1) | 550 | 415 | 155 | 0.03 | ● | ● | ● | ● | ● | ● | | | | 0034.6702 |
| 0.063 | 250 | 1) | 480 | 420 | 160 | 0.05 | ● | ● | ● | ● | ● | ● | | | | 0034.6703 |
| 0.08 | 250 | 1) | 400 | 360 | 165 | 0.06 | ● | ● | ● | ● | ● | ● | | | | 0034.6704 |
| 0.1 | 250 | 1) | 350 | 320 | 170 | 0.08 | ● | ● | ● | ● | ● | ● | | | | 0034.6705 |
| 0.125 | 250 | 1) | 300 | 270 | 180 | 0.12 | ● | ● | ● | ● | ● | ● | | | | 0034.6706 |
| 0.16 | 250 | 1) | 280 | 190 | 190 | 0.24 | ● | ● | ● | ● | ● | ● | | | | 0034.6707 |
| 0.2 | 250 | 1) | 260 | 150 | 200 | 0.35 | ● | ● | ● | ● | ● | ● | | | | 0034.6708 |
| 0.25 | 250 | 1) | 240 | 120 | 220 | 0.6 | ● | ● | ● | ● | ● | ● | | | | 0034.6709 |
| 0.315 | 250 | 1) | 220 | 120 | 250 | 0.8 | ● | ● | ● | ● | ● | ● | | | | 0034.6710 |
| 0.4 | 250 | 1) | 200 | 110 | 280 | 1.1 | ● | ● | ● | ● | ● | ● | | | | 0034.6711 |
| 0.5 | 250 | 1) | 190 | 100 | 310 | 2.5 | ● | ● | ● | ● | ● | ● | | | | 0034.6712 |
| 0.63 | 250 | 1) | 180 | 90 | 360 | 4 | ● | ● | ● | ● | ● | ● | | | | 0034.6713 |
| 0.8 | 250 | 1) | 160 | 80 | 430 | 8 | ● | ● | ● | ● | ● | ● | | | | 0034.6714 |
| 1 | 250 | 1) | 140 | 70 | 500 | 12 | ● | ● | ● | ● | ● | ● | | | | 0034.6715 |
| 1.25 | 250 | 1) | 130 | 70 | 600 | 15 | ● | ● | ● | ● | ● | ● | | | | 0034.6716 |
| 1.6 | 250 | 1) | 120 | 60 | 730 | 30 | ● | ● | ● | ● | ● | ● | | | | 0034.6717 |
| 2 | 250 | 1) | 100 | 60 | 870 | 34 | ● | ● | ● | ● | ● | ● | | | | 0034.6718 |
| 2.5 | 250 | 1) | 100 | 50 | 1000 | 55 | ● | ● | ● | ● | ● | ● | | | | 0034.6719 |
| 3.15 | 250 | 1) | 100 | 50 | 1200 | 76 | ● | ● | ● | ● | ● | ● | | | | 0034.6720 |
| 4 | 250 | 2) | 100 | 50 | 1400 | 80 | ● | ● | ● | ● | ● | ● | | | | 0034.6721 |
| 5 | 250 | 3) | - | 50 | - | 230 | | ● | ● | | | ● | ● | | | 0034.6722 |
| 6.3 | 250 | 3) | - | 45 | - | 360 | | ● | ● | | | ● | ● | | | 0034.6723 |
| 0.05 | 250 | 1) | 550 | 415 | 155 | 0.03 | ● | ● | ● | ● | ● | ● | | | ● | 0034.6802 |

| Rated Current [A] | Rated Voltage [VAC] | Breaking Capacity | Voltage Drop 1.0 I _n max. [mV] | Voltage Drop 1.0 I _n typ. [mV] | Power Dissipation 1.5 I _n max. [mW] | Melting I ² t 10.0 I _n typ. [A ² s] |  |  |  |  |  |  | S | L | T | Order Number |
|-------------------|---------------------|-------------------|---|---|--|--|---|---|--|---|---|---|---|---|---|--------------|
| 0.063 | 250 | 1) | 480 | 420 | 160 | 0.05 | ● | ● | ● | ● | ● | ● | ● | ● | ● | 0034.6803 |
| 0.08 | 250 | 1) | 400 | 360 | 165 | 0.06 | ● | ● | ● | ● | ● | ● | ● | ● | ● | 0034.6804 |
| 0.1 | 250 | 1) | 350 | 320 | 170 | 0.08 | ● | ● | ● | ● | ● | ● | ● | ● | ● | 0034.6805 |
| 0.125 | 250 | 1) | 300 | 270 | 180 | 0.12 | ● | ● | ● | ● | ● | ● | ● | ● | ● | 0034.6806 |
| 0.16 | 250 | 1) | 280 | 190 | 190 | 0.24 | ● | ● | ● | ● | ● | ● | ● | ● | ● | 0034.6807 |
| 0.2 | 250 | 1) | 260 | 150 | 200 | 0.35 | ● | ● | ● | ● | ● | ● | ● | ● | ● | 0034.6808 |
| 0.25 | 250 | 1) | 240 | 120 | 220 | 0.6 | ● | ● | ● | ● | ● | ● | ● | ● | ● | 0034.6809 |
| 0.315 | 250 | 1) | 220 | 120 | 250 | 0.8 | ● | ● | ● | ● | ● | ● | ● | ● | ● | 0034.6810 |
| 0.4 | 250 | 1) | 200 | 110 | 280 | 1.1 | ● | ● | ● | ● | ● | ● | ● | ● | ● | 0034.6811 |
| 0.5 | 250 | 1) | 190 | 100 | 310 | 2.5 | ● | ● | ● | ● | ● | ● | ● | ● | ● | 0034.6812 |
| 0.63 | 250 | 1) | 180 | 90 | 360 | 4 | ● | ● | ● | ● | ● | ● | ● | ● | ● | 0034.6813 |
| 0.8 | 250 | 1) | 160 | 80 | 430 | 8 | ● | ● | ● | ● | ● | ● | ● | ● | ● | 0034.6814 |
| 1 | 250 | 1) | 140 | 70 | 500 | 12 | ● | ● | ● | ● | ● | ● | ● | ● | ● | 0034.6815 |
| 1.25 | 250 | 1) | 130 | 70 | 600 | 15 | ● | ● | ● | ● | ● | ● | ● | ● | ● | 0034.6816 |
| 1.6 | 250 | 1) | 120 | 60 | 730 | 30 | ● | ● | ● | ● | ● | ● | ● | ● | ● | 0034.6817 |
| 2 | 250 | 1) | 100 | 60 | 870 | 34 | ● | ● | ● | ● | ● | ● | ● | ● | ● | 0034.6818 |
| 2.5 | 250 | 1) | 100 | 50 | 1000 | 55 | ● | ● | ● | ● | ● | ● | ● | ● | ● | 0034.6819 |
| 3.15 | 250 | 1) | 100 | 50 | 1200 | 76 | ● | ● | ● | ● | ● | ● | ● | ● | ● | 0034.6820 |
| 4 | 250 | 2) | 100 | 50 | 1400 | 80 | ● | ● | ● | ● | ● | ● | ● | ● | ● | 0034.6821 |
| 5 | 250 | 3) | - | 50 | - | 230 | ● | ● | ● | ● | ● | ● | ● | ● | ● | 0034.6822 |
| 6.3 | 250 | 3) | - | 45 | - | 360 | ● | ● | ● | ● | ● | ● | ● | ● | ● | 0034.6823 |

1) IEC: 35 A @ 250 VAC

1) UL: 35 A @ 250 VAC / 50 A @ 63 VDC

2) IEC: 10 I_n @ 250 VAC2) UL: 10 I_n @ 250 VAC / 50 A @ 63 VDC3) IEC: 10 I_n @ 250 VAC3) UL: 10 I_n @ 250 VAC / 10 I_n @ 63 VDC**Packaging Unit**

S = Plastic Bag (100 pcs.)
L = Bulk (100 pcs.)
T = Taped 36 cm Reel (750 pcs.)

Time-Current-Curves



Компания «Океан Электроники» предлагает заключение долгосрочных отношений при поставках импортных электронных компонентов на взаимовыгодных условиях!

Наши преимущества:

- Поставка оригинальных импортных электронных компонентов напрямую с производств Америки, Европы и Азии, а так же с крупнейших складов мира;
- Широкая линейка поставок активных и пассивных импортных электронных компонентов (более 30 млн. наименований);
- Поставка сложных, дефицитных, либо снятых с производства позиций;
- Оперативные сроки поставки под заказ (от 5 рабочих дней);
- Экспресс доставка в любую точку России;
- Помощь Конструкторского Отдела и консультации квалифицированных инженеров;
- Техническая поддержка проекта, помощь в подборе аналогов, поставка прототипов;
- Поставка электронных компонентов под контролем ВП;
- Система менеджмента качества сертифицирована по Международному стандарту ISO 9001;
- При необходимости вся продукция военного и аэрокосмического назначения проходит испытания и сертификацию в лаборатории (по согласованию с заказчиком);
- Поставка специализированных компонентов военного и аэрокосмического уровня качества (Xilinx, Altera, Analog Devices, Intersil, Interpoint, Microsemi, Actel, Aeroflex, Peregrine, VPT, Syfer, Eurofarad, Texas Instruments, MS Kennedy, Miteq, Cobham, E2V, MA-COM, Hittite, Mini-Circuits, General Dynamics и др.);

Компания «Океан Электроники» является официальным дистрибьютором и эксклюзивным представителем в России одного из крупнейших производителей разъемов военного и аэрокосмического назначения «JONHON», а так же официальным дистрибьютором и эксклюзивным представителем в России производителя высокотехнологичных и надежных решений для передачи СВЧ сигналов «FORSTAR».



JONHON

«JONHON» (основан в 1970 г.)

Разъемы специального, военного и аэрокосмического назначения:

(Применяются в военной, авиационной, аэрокосмической, морской, железнодорожной, горно- и нефтедобывающей отраслях промышленности)

«FORSTAR» (основан в 1998 г.)

ВЧ соединители, коаксиальные кабели, кабельные сборки и микроволновые компоненты:

(Применяются в телекоммуникациях гражданского и специального назначения, в средствах связи, РЛС, а так же военной, авиационной и аэрокосмической отраслях промышленности).



Телефон: 8 (812) 309-75-97 (многоканальный)

Факс: 8 (812) 320-03-32

Электронная почта: ocean@oceanchips.ru

Web: <http://oceanchips.ru/>

Адрес: 198099, г. Санкт-Петербург, ул. Калинина, д. 2, корп. 4, лит. А