



4D SYSTEMS

TURNING TECHNOLOGY INTO ART

7.0" Display Bezel

4DBEZEL-70-(B/W)

For the uLCD-70DT Display Module

Document Date: 18th December 2014

Document Revision: 1.2

Contents

1. Description.....	3
2. Features	3
3. Assembly of the uLCD-70DT onto the Bezel and on to the Panel	4
4. Mechanical Dimensions	5
5. Legal Notice	6
6. Contact Information.....	6

1. Description

The 4D Systems 7.0" Display Bezel is a plastic bezel for the uLCD-70DT display module.

This bezel provides a sleek cover to the uLCD-70DT display module, and also providing an easy method to panel mount the display module into an enclosure. The bezel mounts the display module, while also providing a mounting solution into a panel, keeping all securely together.

Spring clips attach to the bezel in four locations, and hold it tightly to the enclosure/wall panel, offering a range of panel thickness from 1mm to 2.5mm without the need to add washers. If a panel thicker than 2.5mm is required, washers can be placed under the spring clip, however this is not recommended practice.

Please Note, this bezel is only designed for indoor use. It is not weather tight, nor does it offer any IP rating. It should only be used indoors in clean environments as it offers little protection to the circuitry of moisture or particles.

Bezels are available in Black or White.




Bare 7.0" Bezel - Front



Bare 7.0" Bezel - Back

2. Features

- Plastic 7.0" Bezel designed for panel mounting the uLCD-70DT
- Simple cut-out required, no mounting holes requires to be drilled in the panel
- Brass mounting inserts in the rear of the bezel
- 6x Type 1 and 4x Type 2 Spring Clips for attaching the bezel to the panel
- 12x M2 x 5mm mounting screws and washers included



uLCD-70DT Mounted in 7.0" Bezel - Back



uLCD-70DT Mounted in 7.0" Bezel - Front



Type 1 Spring Clips




Type 2 Spring Clips

3. Assembly of the uLCD-70DT onto the Bezel and on to the Panel

- 1) Place the uLCD-70DT face down into the bezel, taking care of the orientation of the display so the mounting tabs of the display line up with the brass inserts in the bezel.
- 2) Insert 4 of the screws with 4 of the washers into the mounting tabs to secure the display on the bezel. Nip the screws up but take care not to over tighten or damage may be done to the bezel.
- 3) Place the assembled bezel into the Panel/Enclosure, taking note of the orientation of the display.
- 4) Place a washer on one of the remaining screws, followed by a Type 1 spring clip, and attach to one of the brass inserted holes on left or right sides of the bezel, allowing the spring clip to work against the panel, holding the bezel firmly in place. Recommended location is in the centre.
- 5) Repeat step 4 for another Type 1 screw on the other side.
- 6) Attach 2 screws and washers on to each Type 2 spring clip and fasten them to the top or bottom of the bezel, holding the bezel firmly in place.
- 7) Repeat for the remaining screws, washes and Type 2 spring clips.
- 8) The bezel should now be securely fitted to the panel, and the uLCD-70DT should be securely fitted to the bezel.

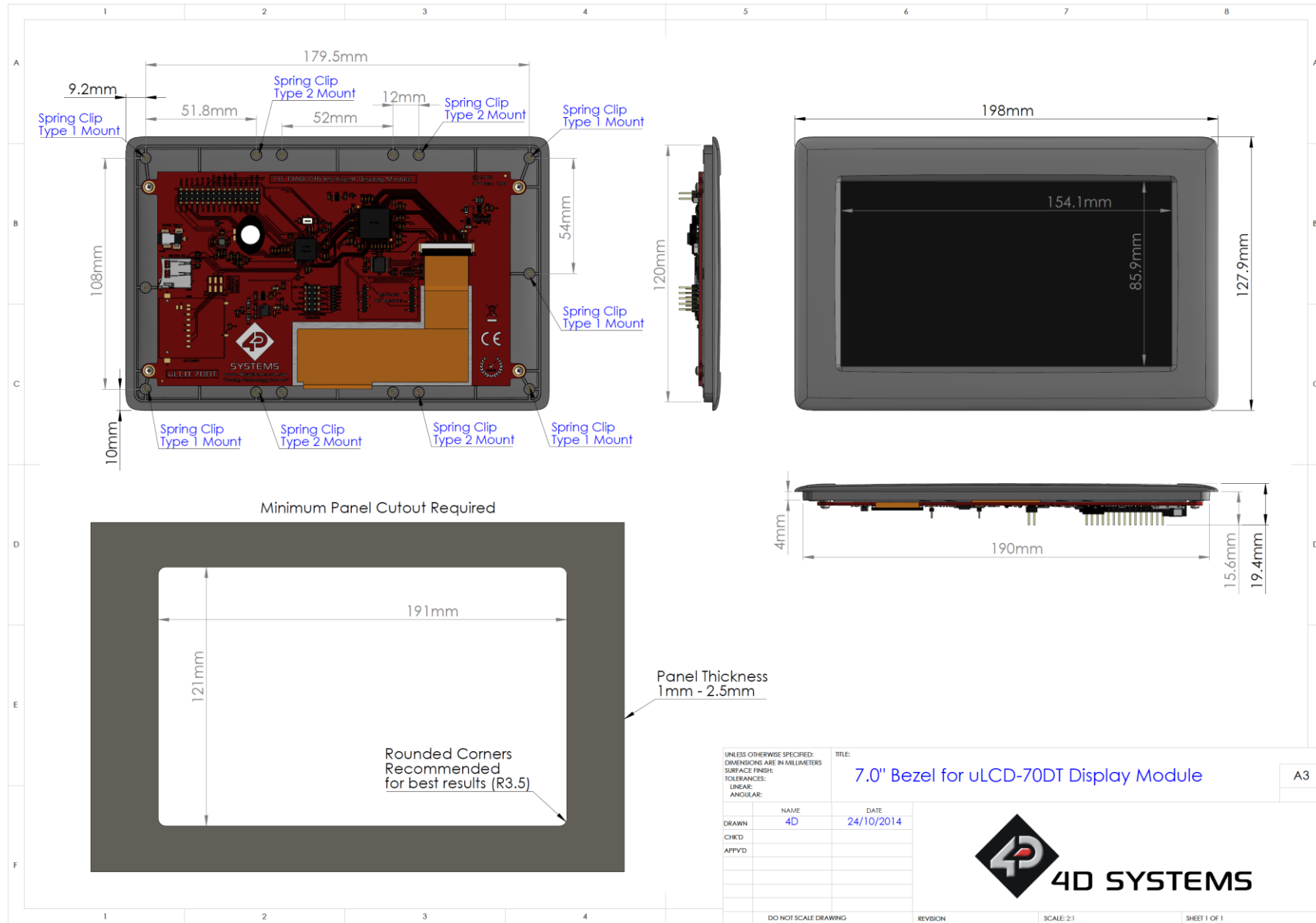
NOTE: Depending on the configuration of your enclosure/panel this is being mounted into, will determine the best configuration for screws and clips to hold the bezel securely. There are enough screws and washers to suit 4 large clips (Type 2) and 2 small clips (Type 1) by default. Alternately 4 Type 1 clips can be used with 2 Type 2 clips. The choice is yours. If additional screws are required, they are standard M2 x 5mm screws.



uLCD-70DT secured to the 7.0" Bezel, and Bezel secured to the Panel/Enclosure

Note: It is not essential to use all spring clips if it is not possible for your given installation, however using as many as possible will ensure you get a nice flat panel hugging seal.

4. Mechanical Dimensions



7.0" Bezel for the uLCD-70DT

ORDERING INFORMATION

Order Code:

4DBEZEL-70-B (Black Version)

4DBEZEL-70-W (White Version)

Packaging: Module sealed in antistatic foam padded 4D Systems Box

5. Legal Notice

Proprietary Information

The information contained in this document is the property of 4D Systems Pty. Ltd. and may be the subject of patents pending or granted, and must not be copied or disclosed without prior written permission.

4D Systems endeavours to ensure that the information in this document is correct and fairly stated but does not accept liability for any error or omission. The development of 4D Systems products and services is continuous and published information may not be up to date. It is important to check the current position with 4D Systems. 4D Systems reserves the right to modify, update or makes changes to Specifications or written material without prior notice at any time.

All trademarks belong to their respective owners and are recognised and acknowledged.

Disclaimer of Warranties & Limitation of Liability

4D Systems makes no warranty, either expressed or implied with respect to any product, and specifically disclaims all other warranties, including, without limitation, warranties for merchantability, non-infringement and fitness for any particular purpose.

Information contained in this publication regarding device applications and the like is provided only for your convenience and may be superseded by updates. It is your responsibility to ensure that your application meets with your specifications.

Images and graphics used throughout this document are for illustrative purposes only. All images and graphics used are possible to be displayed on the 4D Systems range of products, however the quality may vary.

In no event shall 4D Systems be liable to the buyer or to any third party for any indirect, incidental, special, consequential, punitive or exemplary damages (including without limitation lost profits, lost savings, or loss of business opportunity) arising out of or relating to any product or service provided or to be provided by 4D Systems, or the use or inability to use the same, even if 4D Systems has been advised of the possibility of such damages.

4D Systems products are not fault tolerant nor designed, manufactured or intended for use or resale as on line control equipment in hazardous environments requiring fail – safe performance, such as in the operation of nuclear facilities, aircraft navigation or communication systems, air traffic control, direct life support machines or weapons systems in which the failure of the product could lead directly to death, personal injury or severe physical or environmental damage ('High Risk Activities'). 4D Systems and its suppliers specifically disclaim any expressed or implied warranty of fitness for High Risk Activities.

Use of 4D Systems' products and devices in 'High Risk Activities' and in any other application is entirely at the buyer's risk, and the buyer agrees to defend, indemnify and hold harmless 4D Systems from any and all damages, claims, suits, or expenses resulting from such use. No licenses are conveyed, implicitly or otherwise, under any 4D Systems intellectual property rights.

6. Contact Information

For Technical Support: support@4dsystems.com.au

For Sales Support: sales@4dsystems.com.au

Website: www.4dsystems.com.au

Copyright 4D Systems Pty. Ltd. 2000-2014.

Компания «Океан Электроники» предлагает заключение долгосрочных отношений при поставках импортных электронных компонентов на взаимовыгодных условиях!

Наши преимущества:

- Поставка оригинальных импортных электронных компонентов напрямую с производств Америки, Европы и Азии, а так же с крупнейших складов мира;
- Широкая линейка поставок активных и пассивных импортных электронных компонентов (более 30 млн. наименований);
- Поставка сложных, дефицитных, либо снятых с производства позиций;
- Оперативные сроки поставки под заказ (от 5 рабочих дней);
- Экспресс доставка в любую точку России;
- Помощь Конструкторского Отдела и консультации квалифицированных инженеров;
- Техническая поддержка проекта, помощь в подборе аналогов, поставка прототипов;
- Поставка электронных компонентов под контролем ВП;
- Система менеджмента качества сертифицирована по Международному стандарту ISO 9001;
- При необходимости вся продукция военного и аэрокосмического назначения проходит испытания и сертификацию в лаборатории (по согласованию с заказчиком);
- Поставка специализированных компонентов военного и аэрокосмического уровня качества (Xilinx, Altera, Analog Devices, Intersil, Interpoint, Microsemi, Actel, Aeroflex, Peregrine, VPT, Syfer, Eurofarad, Texas Instruments, MS Kennedy, Miteq, Cobham, E2V, MA-COM, Hittite, Mini-Circuits, General Dynamics и др.);

Компания «Океан Электроники» является официальным дистрибьютором и эксклюзивным представителем в России одного из крупнейших производителей разъемов военного и аэрокосмического назначения «JONHON», а так же официальным дистрибьютором и эксклюзивным представителем в России производителя высокотехнологичных и надежных решений для передачи СВЧ сигналов «FORSTAR».



JONHON

«JONHON» (основан в 1970 г.)

Разъемы специального, военного и аэрокосмического назначения:

(Применяются в военной, авиационной, аэрокосмической, морской, железнодорожной, горно- и нефтедобывающей отраслях промышленности)

«FORSTAR» (основан в 1998 г.)

ВЧ соединители, коаксиальные кабели,
кабельные сборки и микроволновые компоненты:

(Применяются в телекоммуникациях гражданского и специального назначения, в средствах связи, РЛС, а так же военной, авиационной и аэрокосмической отраслях промышленности).



Телефон: 8 (812) 309-75-97 (многоканальный)

Факс: 8 (812) 320-03-32

Электронная почта: ocean@oceanchips.ru

Web: <http://oceanchips.ru/>

Адрес: 198099, г. Санкт-Петербург, ул. Калинина, д. 2, корп. 4, лит. А