

Keywords: 4-20mA current loops, HVAC and building control, high-voltage LDO replacement, general-purpose point-of-load

REFERENCE SCHEMATIC 5815


Palo Verde (MAXREFDES33#): Step-Down Converter

Feb 27, 2014

Abstract: The Palo Verde reference design (MAXREFDES33#) is a high-efficiency, high-voltage, synchronous step-down DC-DC converter with integrated MOSFETs operating over a 4.5V to 60V input voltage range and delivering output current up to 300mA at 3.3V. Test results and hardware files provide complete documentation for designs. The board is also available for purchase.

Introduction

The Palo Verde (MAXREFDES33#) subsystem reference design (Figure 1) demonstrates the application of the MAX15062A 60V, 300mA ultra-small, high-efficiency, synchronous step-down converter. The reference design operates over a wide 4.5V to 60V input voltage range, and provides up to 300mA at 3.3V output. The device features undervoltage lockout, overcurrent protection, and thermal shutdown. The MAX15062A switches at a fixed frequency of 500kHz, and delivers a peak efficiency of 86.77% with the supplied components when the input is 24V. This general-purpose power solution can be used in many different types of power applications, such as 4–20mA current loops, HVAC and building control, high-voltage LDO replacement, general-purpose point-of-load, etc. In this reference design, the MAX15062 performs in 24V input applications, such as industrial sensors, process control, etc.



System Diagram

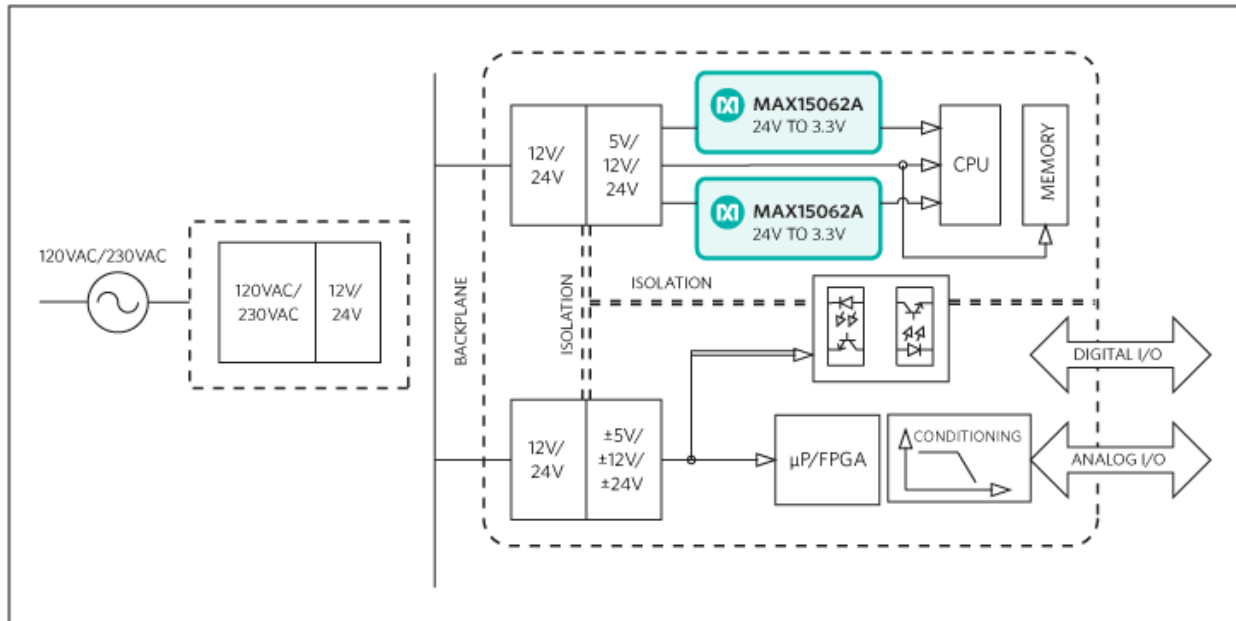


Figure 1. Typical industrial control power system diagram.

Features

- Minimal external components and low system cost
- Versatile functionality allows stocking of fewer DC-DC regulators
- Low power dissipation
- Reliable operation in adverse industrial environments
- Pmod™-compatible form factor

Applications

- Industrial sensors
- Process control
- 4–20mA current loops
- General-purpose point-of-load
- High-voltage LDO replacement
- HVAC and building control
- PLCs

Detailed Description of Hardware

The Palo Verde subsystem reference design is a high-efficiency, high-voltage, synchronous step-down DC-DC converter solution with integrated MOSFETs. Palo Verde operates over a wide 4.5V to 60V input voltage range. The converter delivers output current up to 300mA at 3.3V. When EN/UVLO and VCC UVLO are satisfied, an internal power-up sequence soft-starts the error-amplifier reference, resulting in a clean monotonic output-voltage soft-start independent of the load current. The VOUT pin monitors the output voltage through an internal resistor-divider. RESET transitions to a high-impedance state 2ms after the output voltage reaches 95% of regulation. The device selects either PFM or forced-PWM mode depending on the state of the MODE pin at power-up (this reference design sets the device in PWM mode). By pulling the EN/UVLO pin to low, the device enters the shutdown mode and consumes only 2.2μA (typical) of standby current.

The reference design switches at a fixed frequency of 500kHz, and delivers a peak efficiency of 86.77% with the supplied components when the input is 24V.

This reference board is designed in a Pmod-compatible form factor with IO pass-through, but can be used in any 4.5V–60V to 3.3V power application up to 300mA.

Quick Start

Required equipment:

- Palo Verde (MAXREFDES33#) board
- One 24V, 1A minimum power supply that shows the output current
- One electronic load
- One voltmeter

Procedure

1. Turn off the power supply.
2. Connect the positive terminal of the power supply to the VIN connector of the MAXREFDES33# board.
3. Connect the negative terminal of the power supply to the GND connector of the MAXREFDES33# board.
4. Connect the positive terminal of the electronic load to J2-6 of the MAXREFDES33# board.
5. Connect the negative terminal of the electronic load to J2-5 of the MAXREFDES33# board.
6. Connect the positive terminal of the voltmeter to the positive terminal of the electronic load.
7. Connect the negative terminal of the voltmeter to the negative terminal of the electronic load.
8. Turn on the power supply.
9. Set the electronic load to a constant current between 0 to 300mA.
10. Verify the voltmeter reading is $3.3V \pm 0.05V$.

Lab Measurements

The Palo Verde design was tested using a 24V input voltage. The performance under other input conditions can be captured with a similar setup. Refer to the MAX15062 data sheet for detailed performances in other application conditions.

The power efficiency vs load current is illustrated in **Figure 2**.

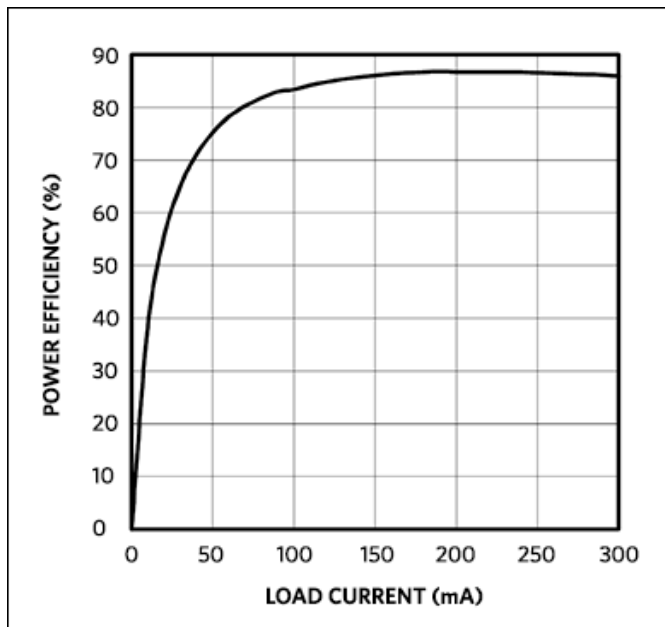


Figure 2. Power efficiency vs. current load for 24V input.

Figure 3 and **Figure 4** display the ripple at no load (ripple is 6mV peak-peak) and 300mA load (ripple is 8mV peak-peak), respectively. Channel 1 in the oscilloscope screen shot is voltage at the LX pin. Channel 2 in the oscilloscope screen shot is

voltage at the VOUT pin.

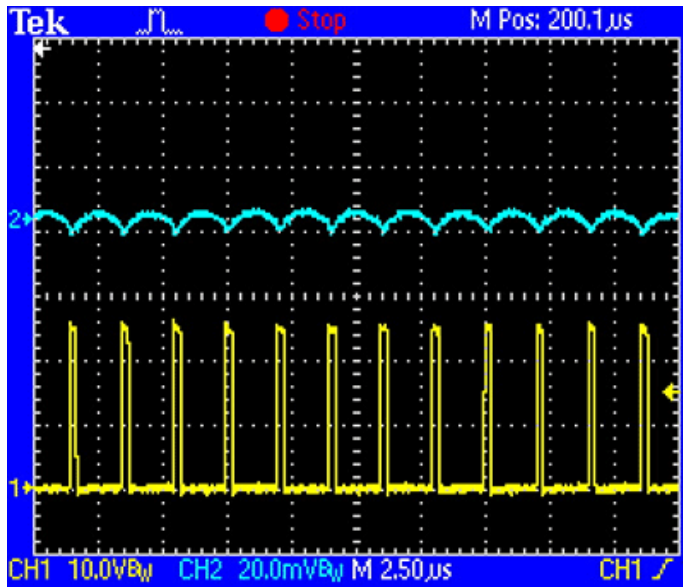


Figure 3. Output ripple at 0mA load.

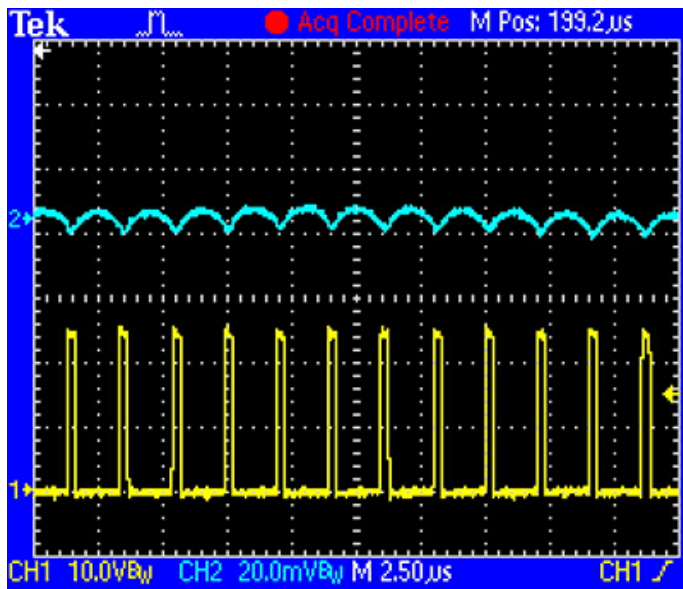


Figure 4. Output ripple at 300mA load.

Figure 5 displays the load transient response when the load is stepped from 5mA to 150mA, and then dropped back to 5mA again. The transient voltage is about 60mV.

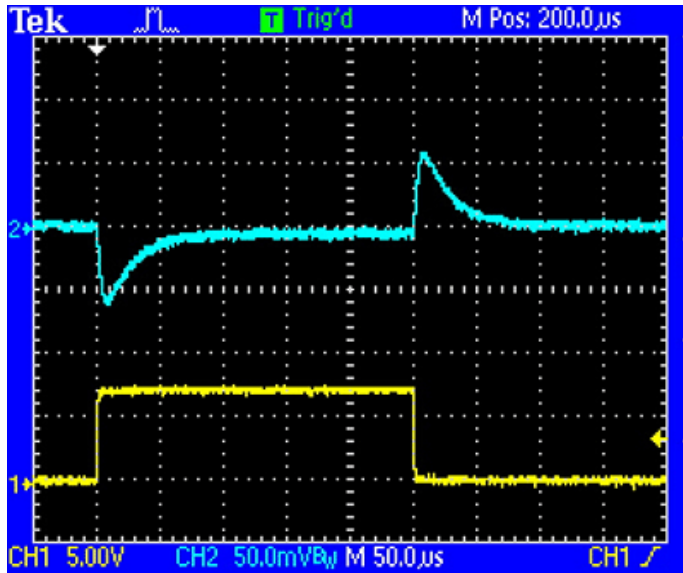


Figure 5. Transient response when load steps from 5mA to 150mA.

Figure 6 displays the load transient response when the load is stepped from 150mA to 300mA, and then dropped back to 150mA again. The transient voltage is also about 60mV.

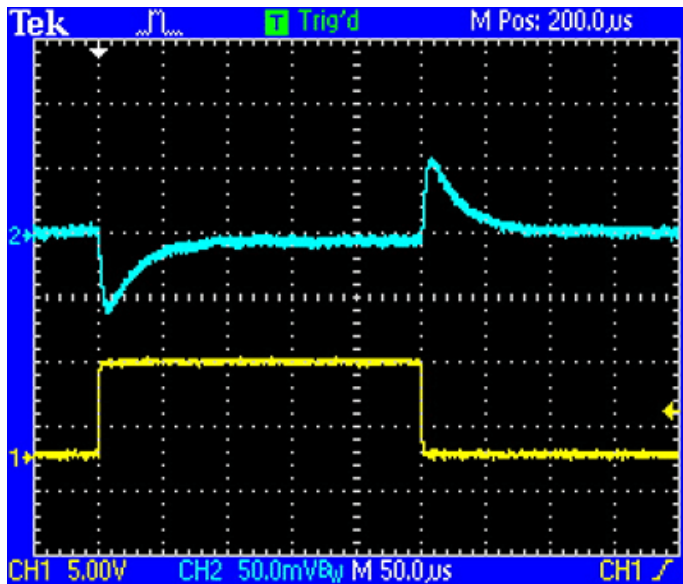


Figure 6. Transient response when load steps from 150mA to 300mA.

All Design Files

[Download All Design Files](#)

Hardware Files

[Schematic](#)

[Bill of materials \(BOM\)](#)

[PCB layout](#)

PCB Gerber
PCB CAD (For PADS V9.0 and later)

Buy Reference Design

Buy Direct: [Palo Verde \(MAXREFDES33#\)](#)

Or

Order the Palo Verde reference design (MAXREFDES33#) from your local Maxim representative.

Pmod is a trademark of Digilent Inc.

Related Parts

MAX15062	60V, 300mA, Ultra-Small, High-Efficiency, Synchronous Step-Down DC-DC Converters	Free Samples
--------------------------	--	------------------------------

More Information

For Technical Support: <http://www.maximintegrated.com/support>

For Samples: <http://www.maximintegrated.com/samples>

Other Questions and Comments: <http://www.maximintegrated.com/contact>

Application Note 5815: <http://www.maximintegrated.com/an5815>

REFERENCE SCHEMATIC 5815, AN5815, AN 5815, APP5815, Appnote5815, Appnote 5815

© 2013 Maxim Integrated Products, Inc.

Additional Legal Notices: <http://www.maximintegrated.com/legal>

Компания «Океан Электроники» предлагает заключение долгосрочных отношений при поставках импортных электронных компонентов на взаимовыгодных условиях!

Наши преимущества:

- Поставка оригинальных импортных электронных компонентов напрямую с производств Америки, Европы и Азии, а так же с крупнейших складов мира;
- Широкая линейка поставок активных и пассивных импортных электронных компонентов (более 30 млн. наименований);
- Поставка сложных, дефицитных, либо снятых с производства позиций;
- Оперативные сроки поставки под заказ (от 5 рабочих дней);
- Экспресс доставка в любую точку России;
- Помощь Конструкторского Отдела и консультации квалифицированных инженеров;
- Техническая поддержка проекта, помощь в подборе аналогов, поставка прототипов;
- Поставка электронных компонентов под контролем ВП;
- Система менеджмента качества сертифицирована по Международному стандарту ISO 9001;
- При необходимости вся продукция военного и аэрокосмического назначения проходит испытания и сертификацию в лаборатории (по согласованию с заказчиком);
- Поставка специализированных компонентов военного и аэрокосмического уровня качества (Xilinx, Altera, Analog Devices, Intersil, Interpoint, Microsemi, Actel, Aeroflex, Peregrine, VPT, Syfer, Eurofarad, Texas Instruments, MS Kennedy, Miteq, Cobham, E2V, MA-COM, Hittite, Mini-Circuits, General Dynamics и др.);

Компания «Океан Электроники» является официальным дистрибьютором и эксклюзивным представителем в России одного из крупнейших производителей разъемов военного и аэрокосмического назначения «JONHON», а так же официальным дистрибьютором и эксклюзивным представителем в России производителя высокотехнологичных и надежных решений для передачи СВЧ сигналов «FORSTAR».



JONHON

«JONHON» (основан в 1970 г.)

Разъемы специального, военного и аэрокосмического назначения:

(Применяются в военной, авиационной, аэрокосмической, морской, железнодорожной, горно- и нефтедобывающей отраслях промышленности)

«FORSTAR» (основан в 1998 г.)

ВЧ соединители, коаксиальные кабели,
кабельные сборки и микроволновые компоненты:

(Применяются в телекоммуникациях гражданского и специального назначения, в средствах связи, РЛС, а так же военной, авиационной и аэрокосмической отраслях промышленности).



Телефон: 8 (812) 309-75-97 (многоканальный)

Факс: 8 (812) 320-03-32

Электронная почта: ocean@oceanchips.ru

Web: <http://oceanchips.ru/>

Адрес: 198099, г. Санкт-Петербург, ул. Калинина, д. 2, корп. 4, лит. А