

\*RoHS COMPLIANT



**BOURNS®**

## Features

- Lead free
- RoHS compliant\*
- Surface Mount SMB package
- Standoff Voltage: 5.0 to 170 volts
- Power Dissipation: 600 watts



Model CD214B is currently available, although not recommended for new designs. **Model SMBJ** is preferred.

## CD214B Transient Voltage Suppressor Diode Series

### General Information

The markets of portable communications, computing and video equipment are challenging the semiconductor industry to develop increasingly smaller electronic components.

Bourns offers Transient Voltage Suppressor Diodes for surge and ESD protection applications, in compact chip package DO-214AA (SMB) size format. The Transient Voltage Suppressor series offers a choice of Working Peak Reverse Voltage from 5 V up to 170 V and Breakdown Voltage up to 200 V. Typical fast response times are less than 1.0 ns for unidirectional devices and less than 5.0 ns for bidirectional devices from 0 V to Minimum Breakdown Voltage.

Bourns® Chip Diodes conform to JEDEC standards, are easy to handle with standard pick and place equipment and the flat configuration minimizes roll away.

### Electrical Characteristics (@ T<sub>A</sub> = 25 °C Unless Otherwise Noted)

| Parameter  | Symbol             | Value                   | Unit  |
|--|--------------------|-------------------------|-------|
| Minimum Peak Pulse Power Dissipation (T <sub>P</sub> = 1 ms) <small>(Note 1,2)</small>   | P <sub>PK</sub>    | 600                     | Watts |
| Peak Forward Surge Current<br>8.3ms Single Half Sine Wave Superimposed on Rated Load<br>(JEDEC Method) <small>(Note 3)</small> | I <sub>FSM</sub>   | 100                     | Amps  |
| Steady State Power Dissipation @ T <sub>L</sub> = 75 °C  | P <sub>M(AV)</sub> | 5.0                     | Watts |
| Maximum Instantaneous Forward Voltage @ I <sub>PP</sub> = 50 A<br>(For Unidirectional Units Only)                              | V <sub>F</sub>     | <small>(Note 5)</small> | Volts |
| Operating Temperature Range  | T <sub>J</sub>     | -55 to +150             | °C    |
| Storage Temperature Range  | T <sub>STG</sub>   | -55 to +175             | °C    |

1. Non-repetitive current pulse, per Pulse Waveform graph and derated above T<sub>A</sub> = 25 °C per Pulse Derating Curve.
2. Thermal Resistance Junction to Lead.
3. 8.3 ms Single Half-Sine Wave duty cycle = 4 pulses maximum per minute (unidirectional units only).
4. Single Phase, Half Wave, 60 Hz, resistive or inductive load. For capacitive load, derate current by 20 %.
5. V<sub>F</sub> = 3.5 V on CD214B-T5.0A through CD214B-T90A and V<sub>F</sub> = 5.0 V on CD214B-T100A through CD214B-T170A.

### How To Order

**CD 214B - T 5.0 CA LF**

Common Code \_\_\_\_\_  
Chip Diode

Package \_\_\_\_\_  
214A = SMA/DO-214AC  
214B = SMB/DO-214AA  
214C = SMC/DO-214AB

Model \_\_\_\_\_  
T = Transient Voltage Suppressor Series

Working Peak Reverse Voltage \_\_\_\_\_  
5.0 = 5.0 V<sub>RWM</sub> (Volts)  
170 = 170 V<sub>RWM</sub> (Volts)

Suffix \_\_\_\_\_  
A = 5 % Tolerance Device  
CA = 5 % Tolerance Bidirectional Device

Terminations \_\_\_\_\_  
LF = 100 % Sn (lead free)



**Asia-Pacific:**  
Tel: +886-2 2562-4117 • Fax: +886-2 2562-4116

**Europe:**  
Tel: +41-41 768 5555 • Fax: +41-41 768 5510

**The Americas:**  
Tel: +1-951 781-5500 • Fax: +1-951 781-5700

[www.bourns.com](http://www.bourns.com)

## Compliance

- IEC 61000-4-2 ESD (Min. Level 4)
- IEC 61000-4-4 EFT
- IEC 61000-4-5 Surge

## CD214B Transient Voltage Suppressor Diode Series

**BOURNS®**

### Electrical Characteristics (@T<sub>A</sub> = 25 °C unless otherwise noted)

| Unidirectional Device |                 | Bidirectional Device |                 | Breakdown Voltage<br>V <sub>BR</sub> (Volts) |      |                       | Working Peak<br>Reverse<br>Voltage | Maximum<br>Reverse<br>Leakage<br>@ V <sub>RWM</sub> | Maximum<br>Reverse<br>Voltage<br>@ I <sub>RSM</sub> | Maximum<br>Reverse<br>Surge<br>Current |
|-----------------------|-----------------|----------------------|-----------------|--|------|-----------------------|------------------------------------|---|---|--|
| Part<br>Number        | Part<br>Marking | Part<br>Number       | Part<br>Marking | Min.   | Max. | @ I <sub>T</sub> (mA) | V <sub>RWM</sub> (Volts)           | I <sub>R</sub> (µA)                                 | V <sub>RSM</sub> (Volts)                            | I <sub>RSM</sub> (Amps)                |
| CD214B-T5.0A          | KE              | CD214B-T5.0CA        | AE              | 6.40   | 7.25 | 10                    | 5.0                                | 800   | 9.2   | 65.2                                   |
| CD214B-T6.0A          | KG              | CD214B-T6.0CA        | AG              | 6.67   | 7.67 | 10                    | 6.0                                | 800   | 10.3  | 58.3                                   |
| CD214B-T6.5A          | KK              | CD214B-T6.5CA        | AK              | 7.22   | 8.30 | 10                    | 6.5                                | 500   | 11.2  | 53.6                                   |
| CD214B-T7.0A          | KM              | CD214B-T7.0CA        | AM              | 7.78   | 8.95 | 10                    | 7.0                                | 200   | 12.0  | 50.0                                   |
| CD214B-T7.5A          | KP              | CD214B-T7.5CA        | AP              | 8.33   | 9.58 | 1.0                   | 7.5                                | 100   | 12.9  | 46.5                                   |
| CD214B-T8.0A          | KR              | CD214B-T8.0CA        | AR              | 8.89   | 10.2 | 1.0                   | 8.0                                | 50  | 13.6  | 44.1                                   |
| CD214B-T8.5A          | KT              | CD214B-T8.5CA        | AT              | 9.44   | 10.8 | 1.0                   | 8.5                                | 20  | 14.4  | 41.7                                   |
| CD214B-T9.0A          | KV              | CD214B-T9.0CA        | AV              | 10.0   | 11.5 | 1.0                   | 9.0                                | 10  | 15.4  | 39.0                                   |
| CD214B-T10A           | KX              | CD214B-T10CA         | AX              | 11.1   | 12.8 | 1.0                   | 10                                 | 5.0   | 17.0  | 35.3                                   |
| CD214B-T11A           | KZ              | CD214B-T11CA         | AZ              | 12.2   | 14.4 | 1.0                   | 11                                 | 5.0   | 18.2  | 33.0                                   |
| CD214B-T12A           | LE              | CD214B-T12CA         | BE              | 13.3   | 15.3 | 1.0                   | 12                                 | 5.0   | 19.9  | 30.2                                   |
| CD214B-T13A           | LG              | CD214B-T13CA         | BG              | 14.4   | 16.5 | 1.0                   | 13                                 | 5.0   | 21.5  | 27.9                                   |
| CD214B-T14A           | LK              | CD214B-T14CA         | BK              | 15.6   | 17.9 | 1.0                   | 14                                 | 5.0   | 23.2  | 25.8                                   |
| CD214B-T15A           | LM              | CD214B-T15CA         | BM              | 16.7   | 19.2 | 1.0                   | 15                                 | 5.0   | 24.4  | 24.0                                   |
| CD214B-T16A           | LP              | CD214B-T16CA         | BP              | 17.8   | 20.5 | 1.0                   | 16                                 | 5.0   | 26.0  | 23.1                                   |
| CD214B-T17A           | LR              | CD214B-T17CA         | BR              | 18.9   | 21.7 | 1.0                   | 17                                 | 5.0   | 27.6  | 21.7                                   |
| CD214B-T18A           | LT              | CD214B-T18CA         | BT              | 20.0   | 23.3 | 1.0                   | 18                                 | 5.0   | 29.2  | 20.5                                   |
| CD214B-T20A           | LV              | CD214B-T20CA         | BV              | 22.2   | 25.5 | 1.0                   | 20                                 | 5.0   | 32.4  | 18.5                                   |
| CD214B-T22A           | LX              | CD214B-T22CA         | BX              | 24.4   | 28.0 | 1.0                   | 22                                 | 5.0   | 35.5  | 16.9                                   |
| CD214B-T24A           | LZ              | CD214B-T24CA         | BZ              | 26.7   | 30.7 | 1.0                   | 24                                 | 5.0   | 38.9  | 15.4                                   |
| CD214B-T26A           | ME              | CD214B-T26CA         | CE              | 28.9   | 32.2 | 1.0                   | 26                                 | 5.0   | 42.1  | 14.2                                   |
| CD214B-T28A           | MG              | CD214B-T28CA         | CG              | 31.1   | 35.8 | 1.0                   | 28                                 | 5.0   | 45.4  | 13.2                                   |
| CD214B-T30A           | MK              | CD214B-T30CA         | CK              | 33.3   | 38.3 | 1.0                   | 30                                 | 5.0   | 48.4  | 12.4                                   |
| CD214B-T33A           | MM              | CD214B-T33CA         | CM              | 36.7   | 42.2 | 1.0                   | 33                                 | 5.0   | 53.3  | 11.3                                   |
| CD214B-T36A           | MP              | CD214B-T36CA         | CP              | 40   | 46.0 | 1.0                   | 36                                 | 5.0   | 58.1  | 10.3                                   |
| CD214B-T40A           | MR              | CD214B-T40CA         | CR              | 44.4   | 51.1 | 1.0                   | 40                                 | 5.0   | 64.5  | 9.3                                    |
| CD214B-T43A           | MT              | CD214B-T43CA         | CT              | 47.8   | 54.9 | 1.0                   | 43                                 | 5.0   | 69.4  | 8.6                                    |
| CD214B-T45A           | MV              | CD214B-T45CA         | CV              | 50   | 57.5 | 1.0                   | 45                                 | 5.0   | 72.7  | 8.3                                    |
| CD214B-T48A           | MX              | CD214B-T48CA         | CX              | 53.3   | 61.3 | 1.0                   | 48                                 | 5.0   | 77.4  | 7.7                                    |
| CD214B-T51A           | MZ              | CD214B-T51CA         | CZ              | 56.7   | 65.2 | 1.0                   | 51                                 | 5.0   | 82.4  | 7.3                                    |
| CD214B-T54A           | NE              | CD214B-T54CA         | DE              | 60   | 69   | 1.0                   | 54                                 | 5.0   | 87.1  | 6.9                                    |
| CD214B-T58A           | NG              | CD214B-T58CA         | DG              | 64.4   | 74.6 | 1.0                   | 58                                 | 5.0   | 93.6  | 6.4                                    |
| CD214B-T60A           | NK              | CD214B-T60CA         | DK              | 66.7   | 76.7 | 1.0                   | 60                                 | 5.0   | 96.8  | 6.2                                    |
| CD214B-T64A           | NM              | CD214B-T64CA         | DM              | 71.1   | 81.8 | 1.0                   | 64                                 | 5.0   | 103   | 5.8                                    |
| CD214B-T70A           | NP              | CD214B-T70CA         | DP              | 77.8   | 89.5 | 1.0                   | 70                                 | 5.0   | 113   | 5.3                                    |
| CD214B-T75A           | NR              | CD214B-T75CA         | DR              | 83.3   | 95.8 | 1.0                   | 75                                 | 5.0   | 121   | 4.9                                    |
| CD214B-T78A           | NT              | CD214B-T78CA         | DT              | 86.7   | 99.7 | 1.0                   | 78                                 | 5.0   | 126   | 4.7                                    |
| CD214B-T85A           | NV              | CD214B-T85CA         | DV              | 94.4   | 109  | 1.0                   | 85                                 | 5.0   | 137   | 4.4                                    |
| CD214B-T90A           | NX              | CD214B-T90CA         | DX              | 100  | 116  | 1.0                   | 90                                 | 5.0   | 146   | 4.1                                    |
| CD214B-T100A          | NZ              | CD214B-T100CA        | DZ              | 111  | 128  | 1.0                   | 100                                | 5.0   | 162   | 3.7                                    |
| CD214B-T110A          | PE              | CD214B-T110CA        | EE              | 122  | 140  | 1.0                   | 110                                | 5.0   | 177   | 3.4                                    |
| CD214B-T120A          | PG              | CD214B-T120CA        | EG              | 133  | 153  | 1.0                   | 120                                | 5.0   | 193   | 3.1                                    |
| CD214B-T130A          | PK              | CD214B-T130CA        | EK              | 144  | 165  | 1.0                   | 130                                | 5.0   | 209   | 2.9                                    |
| CD214B-T150A          | PM              | CD214B-T150CA        | EM              | 167  | 192  | 1.0                   | 150                                | 5.0   | 243   | 2.5                                    |
| CD214B-T160A          | PP              | CD214B-T160CA        | EP              | 178  | 205  | 1.0                   | 160                                | 5.0   | 259   | 2.3                                    |
| CD214B-T170A          | PR              | CD214B-T170CA        | ER              | 189  | 218  | 1.0                   | 170                                | 5.0   | 275   | 2.2                                    |

#### Notes:

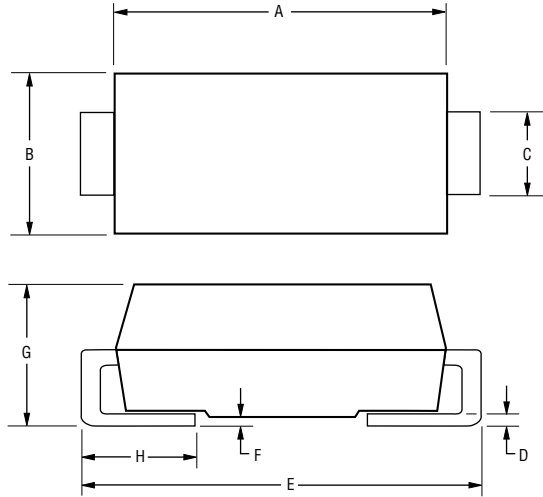
1. Suffix 'A' denotes a 5 % tolerance device.
2. Suffix 'CA' denotes a 5 % tolerance bidirectional device.
3. For bidirectional devices with a V<sub>R</sub> of 10 volts or less, the I<sub>R</sub> limit is double.
4. For unidirectional devices with a V<sub>F</sub> max. of 3.5 V at an I<sub>F</sub> of 35 A, 0.5 Sine Wave of 8.3 ms Pulse Width.

Specifications are subject to change without notice.  
Customers should verify actual device performance in their specific applications.

# CD214B Transient Voltage Suppressor Diode Series



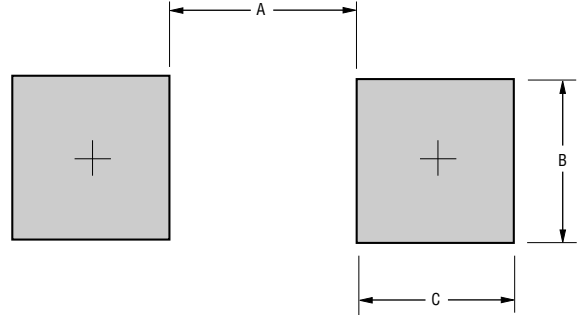
## Product Dimensions



| Dimension | SMB (DO-214AA)                        |
|-----------|---------------------------------------|
| A         | $\frac{4.06 - 4.57}{(0.160 - 0.180)}$ |
| B         | $\frac{3.30 - 3.94}{(0.130 - 0.155)}$ |
| C         | $\frac{1.96 - 2.21}{(0.077 - 0.087)}$ |
| D         | $\frac{0.15 - 0.31}{(0.006 - 0.112)}$ |
| E         | $\frac{5.21 - 5.59}{(0.205 - 0.220)}$ |
| F         | $\frac{0.05 - 0.20}{(0.002 - 0.008)}$ |
| G         | $\frac{2.01 - 2.62}{(0.080 - 0.103)}$ |
| H         | $\frac{0.76 - 1.52}{(0.030 - 0.060)}$ |

DIMENSIONS:  $\frac{\text{MM}}{\text{(INCHES)}}$

## Recommended Pad Layout



| Dimension | SMB (DO-214AA)         |
|-----------|------------------------|
| A (Max.)  | $\frac{2.69}{(0.106)}$ |
| B (Min.)  | $\frac{2.10}{(0.083)}$ |
| C (Min.)  | $\frac{1.27}{(0.050)}$ |

DIMENSIONS:  $\frac{\text{MM}}{\text{(INCHES)}}$

## Physical Specifications

Case .....Molded plastic per UL Class 94V-0  
 Polarity .....Cathode band indicates unidirectional device  
                                 No cathode band indicates bidirectional device  
 Weight .....0.003 ounces / 0.093 grams

# CD214B Transient Voltage Suppressor Diode Series

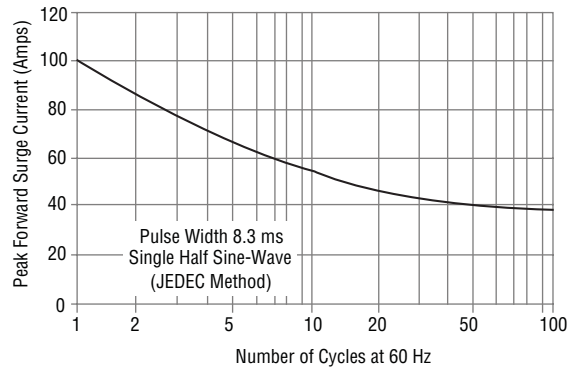


## Rating and Characteristic Curves

### Pulse Derating Curve



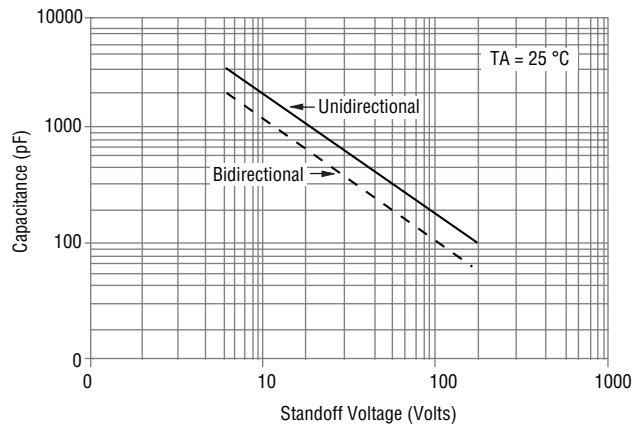
### Maximum Non-Repetitive Surge Current



### Pulse Waveform



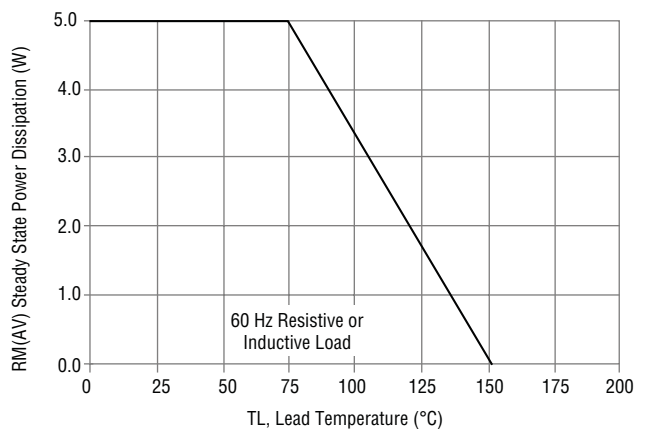
### Typical Junction Capacitance



### Pulse Rating Curve



### Steady State Power Derating Curve



Specifications are subject to change without notice. Customers should verify actual device performance in their specific applications.

# CD214B Transient Voltage Suppressor Diode Series

**BOURNS®**

## Packaging Information

The product will be dispensed in Tape and Reel format (see diagram below).



| Item                   | Symbol         | SMB (DO-214AA)                           |
|------------------------|----------------|--|
| Carrier Width          | A              | $\frac{4.94 \pm 0.10}{(0.194 - 0.004)}$  |
| Carrier Length         | B              | $\frac{5.57 \pm 0.10}{(0.210 - 0.004)}$  |
| Carrier Depth          | C              | $\frac{2.36 \pm 0.10}{(0.093 - 0.004)}$  |
| Sprocket Hole          | d              | $\frac{1.55 \pm 0.05}{(0.061 - 0.002)}$  |
| Reel Outside Diameter  | D              | $\frac{330}{(12.992)}$                   |
| Reel Inner Diameter    | D <sub>1</sub> | $\frac{50.0}{(1.969)}$ MIN.              |
| Feed Hole Diameter     | D <sub>2</sub> | $\frac{13.0 \pm 0.20}{(0.512 - 0.008)}$  |
| Sprocket Hole Position | E              | $\frac{1.75 \pm 0.10}{(0.069 - 0.004)}$  |
| Punch Hole Position    | F              | $\frac{5.50 \pm 0.05}{(0.217 - 0.002)}$  |
| Punch Hole Pitch       | P              | $\frac{4.00 \pm 0.10}{(0.157 - 0.004)}$  |
| Sprocket Hole Pitch    | P <sub>0</sub> | $\frac{4.00 \pm 0.10}{(0.157 - 0.004)}$  |
| Embossment Center      | P <sub>1</sub> | $\frac{2.00 \pm 0.05}{(0.079 - 0.002)}$  |
| Overall Tape Thickness | T              | $\frac{0.30 \pm 0.10}{(0.012 - 0.004)}$  |
| Tape Width             | W              | $\frac{12.00 \pm 0.20}{(0.472 - 0.008)}$ |
| Reel Width             | W <sub>1</sub> | $\frac{18.4}{(0.724)}$ MAX.              |
| Quantity per Reel      | --             | 3,000                                    |

Компания «Океан Электроники» предлагает заключение долгосрочных отношений при поставках импортных электронных компонентов на взаимовыгодных условиях!

Наши преимущества:

- Поставка оригинальных импортных электронных компонентов напрямую с производств Америки, Европы и Азии, а так же с крупнейших складов мира;
- Широкая линейка поставок активных и пассивных импортных электронных компонентов (более 30 млн. наименований);
- Поставка сложных, дефицитных, либо снятых с производства позиций;
- Оперативные сроки поставки под заказ (от 5 рабочих дней);
- Экспресс доставка в любую точку России;
- Помощь Конструкторского Отдела и консультации квалифицированных инженеров;
- Техническая поддержка проекта, помощь в подборе аналогов, поставка прототипов;
- Поставка электронных компонентов под контролем ВП;
- Система менеджмента качества сертифицирована по Международному стандарту ISO 9001;
- При необходимости вся продукция военного и аэрокосмического назначения проходит испытания и сертификацию в лаборатории (по согласованию с заказчиком);
- Поставка специализированных компонентов военного и аэрокосмического уровня качества (Xilinx, Altera, Analog Devices, Intersil, Interpoint, Microsemi, Actel, Aeroflex, Peregrine, VPT, Syfer, Eurofarad, Texas Instruments, MS Kennedy, Miteq, Cobham, E2V, MA-COM, Hittite, Mini-Circuits, General Dynamics и др.);

Компания «Океан Электроники» является официальным дистрибьютором и эксклюзивным представителем в России одного из крупнейших производителей разъемов военного и аэрокосмического назначения «JONHON», а так же официальным дистрибьютором и эксклюзивным представителем в России производителя высокотехнологичных и надежных решений для передачи СВЧ сигналов «FORSTAR».



## JONHON

«JONHON» (основан в 1970 г.)

Разъемы специального, военного и аэрокосмического назначения:

(Применяются в военной, авиационной, аэрокосмической, морской, железнодорожной, горно- и нефтедобывающей отраслях промышленности)

«FORSTAR» (основан в 1998 г.)

ВЧ соединители, коаксиальные кабели,  
кабельные сборки и микроволновые компоненты:

(Применяются в телекоммуникациях гражданского и специального назначения, в средствах связи, РЛС, а так же военной, авиационной и аэрокосмической отраслях промышленности).



Телефон: 8 (812) 309-75-97 (многоканальный)

Факс: 8 (812) 320-03-32

Электронная почта: [ocean@oceanchips.ru](mailto:ocean@oceanchips.ru)

Web: <http://oceanchips.ru/>

Адрес: 198099, г. Санкт-Петербург, ул. Калинина, д. 2, корп. 4, лит. А