

\*RoHS COMPLIANT



**BOURNS®**

## Features

- Lead free
- RoHS compliant\*
- Surface Mount SMB package
- Standoff Voltage: 5.0 to 170 volts
- Power Dissipation: 600 watts



Model CD214B is currently available, although not recommended for new designs. **Model SMBJ** is preferred.

## CD214B Transient Voltage Suppressor Diode Series

### General Information

The markets of portable communications, computing and video equipment are challenging the semiconductor industry to develop increasingly smaller electronic components.

Bourns offers Transient Voltage Suppressor Diodes for surge and ESD protection applications, in compact chip package DO-214AA (SMB) size format. The Transient Voltage Suppressor series offers a choice of Working Peak Reverse Voltage from 5 V up to 170 V and Breakdown Voltage up to 200 V. Typical fast response times are less than 1.0 ns for unidirectional devices and less than 5.0 ns for bidirectional devices from 0 V to Minimum Breakdown Voltage.

Bourns® Chip Diodes conform to JEDEC standards, are easy to handle with standard pick and place equipment and the flat configuration minimizes roll away.

### Electrical Characteristics (@ T<sub>A</sub> = 25 °C Unless Otherwise Noted)

Parameter	Symbol	Value	Unit
Minimum Peak Pulse Power Dissipation (T <sub>P</sub> = 1 ms) <small>(Note 1,2)</small>	P <sub>PK</sub>	600	Watts
Peak Forward Surge Current 8.3ms Single Half Sine Wave Superimposed on Rated Load (JEDEC Method) <small>(Note 3)</small>	I <sub>FSM</sub>	100	Amps
Steady State Power Dissipation @ T <sub>L</sub> = 75 °C	P <sub>M(AV)</sub>	5.0	Watts
Maximum Instantaneous Forward Voltage @ I <sub>PP</sub> = 50 A (For Unidirectional Units Only)	V <sub>F</sub>	<small>(Note 5)</small>	Volts
Operating Temperature Range	T <sub>J</sub>	-55 to +150	°C
Storage Temperature Range	T <sub>STG</sub>	-55 to +175	°C

1. Non-repetitive current pulse, per Pulse Waveform graph and derated above T<sub>A</sub> = 25 °C per Pulse Derating Curve.
2. Thermal Resistance Junction to Lead.
3. 8.3 ms Single Half-Sine Wave duty cycle = 4 pulses maximum per minute (unidirectional units only).
4. Single Phase, Half Wave, 60 Hz, resistive or inductive load. For capacitive load, derate current by 20 %.
5. V<sub>F</sub> = 3.5 V on CD214B-T5.0A through CD214B-T90A and V<sub>F</sub> = 5.0 V on CD214B-T100A through CD214B-T170A.

### How To Order

**CD 214B - T 5.0 CA LF**

Common Code \_\_\_\_\_  
 Chip Diode \_\_\_\_\_  
 Package \_\_\_\_\_  
 214A = SMA/DO-214AC  
 214B = SMB/DO-214AA  
 214C = SMC/DO-214AB  
 Model \_\_\_\_\_  
 T = Transient Voltage Suppressor Series  
 Working Peak Reverse Voltage \_\_\_\_\_  
 5.0 = 5.0 V<sub>RWM</sub> (Volts)  
 170 = 170 V<sub>RWM</sub> (Volts)  
 Suffix \_\_\_\_\_  
 A = 5 % Tolerance Device  
 CA = 5 % Tolerance Bidirectional Device  
 Terminations \_\_\_\_\_  
 LF = 100 % Sn (lead free)



**Asia-Pacific:**  
 Tel: +886-2 2562-4117 • Fax: +886-2 2562-4116  
**Europe:**  
 Tel: +41-41 768 5555 • Fax: +41-41 768 5510  
**The Americas:**  
 Tel: +1-951 781-5500 • Fax: +1-951 781-5700  
[www.bourns.com](http://www.bourns.com)

\*RoHS Directive 2002/95/EC Jan 27 2003 including Annex  
 Specifications are subject to change without notice.  
 Customers should verify actual device performance in their specific applications.

## Compliance

- IEC 61000-4-2 ESD (Min. Level 4)
- IEC 61000-4-4 EFT
- IEC 61000-4-5 Surge

## CD214B Transient Voltage Suppressor Diode Series

**BOURNS®**

### Electrical Characteristics (@T<sub>A</sub> = 25 °C unless otherwise noted)

Unidirectional Device		Bidirectional Device		Breakdown Voltage V <sub>BR</sub> (Volts)			Working Peak Reverse Voltage	Maximum Reverse Leakage @ V <sub>RWM</sub>	Maximum Reverse Voltage @I <sub>RSM</sub>	Maximum Reverse Surge Current
Part Number	Part Marking	Part Number	Part Marking	Min.	Max.	@ I <sub>T</sub> (mA)	V <sub>RWM</sub> (Volts)	I <sub>R</sub> (µA)	V <sub>RSM</sub> (Volts)	I <sub>RSM</sub> (Amps)
CD214B-T5.0A	KE	CD214B-T5.0CA	AE	6.40	7.25	10	5.0	800	9.2	65.2
CD214B-T6.0A	KG	CD214B-T6.0CA	AG	6.67	7.67	10	6.0	800	10.3	58.3
CD214B-T6.5A	KK	CD214B-T6.5CA	AK	7.22	8.30	10	6.5	500	11.2	53.6
CD214B-T7.0A	KM	CD214B-T7.0CA	AM	7.78	8.95	10	7.0	200	12.0	50.0
CD214B-T7.5A	KP	CD214B-T7.5CA	AP	8.33	9.58	1.0	7.5	100	12.9	46.5
CD214B-T8.0A	KR	CD214B-T8.0CA	AR	8.89	10.2	1.0	8.0	50	13.6	44.1
CD214B-T8.5A	KT	CD214B-T8.5CA	AT	9.44	10.8	1.0	8.5	20	14.4	41.7
CD214B-T9.0A	KV	CD214B-T9.0CA	AV	10.0	11.5	1.0	9.0	10	15.4	39.0
CD214B-T10A	KX	CD214B-T10CA	AX	11.1	12.8	1.0	10	5.0	17.0	35.3
CD214B-T11A	KZ	CD214B-T11CA	AZ	12.2	14.4	1.0	11	5.0	18.2	33.0
CD214B-T12A	LE	CD214B-T12CA	BE	13.3	15.3	1.0	12	5.0	19.9	30.2
CD214B-T13A	LG	CD214B-T13CA	BG	14.4	16.5	1.0	13	5.0	21.5	27.9
CD214B-T14A	LK	CD214B-T14CA	BK	15.6	17.9	1.0	14	5.0	23.2	25.8
CD214B-T15A	LM	CD214B-T15CA	BM	16.7	19.2	1.0	15	5.0	24.4	24.0
CD214B-T16A	LP	CD214B-T16CA	BP	17.8	20.5	1.0	16	5.0	26.0	23.1
CD214B-T17A	LR	CD214B-T17CA	BR	18.9	21.7	1.0	17	5.0	27.6	21.7
CD214B-T18A	LT	CD214B-T18CA	BT	20.0	23.3	1.0	18	5.0	29.2	20.5
CD214B-T20A	LV	CD214B-T20CA	BV	22.2	25.5	1.0	20	5.0	32.4	18.5
CD214B-T22A	LX	CD214B-T22CA	BX	24.4	28.0	1.0	22	5.0	35.5	16.9
CD214B-T24A	LZ	CD214B-T24CA	BZ	26.7	30.7	1.0	24	5.0	38.9	15.4
CD214B-T26A	ME	CD214B-T26CA	CE	28.9	32.2	1.0	26	5.0	42.1	14.2
CD214B-T28A	MG	CD214B-T28CA	CG	31.1	35.8	1.0	28	5.0	45.4	13.2
CD214B-T30A	MK	CD214B-T30CA	CK	33.3	38.3	1.0	30	5.0	48.4	12.4
CD214B-T33A	MM	CD214B-T33CA	CM	36.7	42.2	1.0	33	5.0	53.3	11.3
CD214B-T36A	MP	CD214B-T36CA	CP	40	46.0	1.0	36	5.0	58.1	10.3
CD214B-T40A	MR	CD214B-T40CA	CR	44.4	51.1	1.0	40	5.0	64.5	9.3
CD214B-T43A	MT	CD214B-T43CA	CT	47.8	54.9	1.0	43	5.0	69.4	8.6
CD214B-T45A	MV	CD214B-T45CA	CV	50	57.5	1.0	45	5.0	72.7	8.3
CD214B-T48A	MX	CD214B-T48CA	CX	53.3	61.3	1.0	48	5.0	77.4	7.7
CD214B-T51A	MZ	CD214B-T51CA	CZ	56.7	65.2	1.0	51	5.0	82.4	7.3
CD214B-T54A	NE	CD214B-T54CA	DE	60	69	1.0	54	5.0	87.1	6.9
CD214B-T58A	NG	CD214B-T58CA	DG	64.4	74.6	1.0	58	5.0	93.6	6.4
CD214B-T60A	NK	CD214B-T60CA	DK	66.7	76.7	1.0	60	5.0	96.8	6.2
CD214B-T64A	NM	CD214B-T64CA	DM	71.1	81.8	1.0	64	5.0	103	5.8
CD214B-T70A	NP	CD214B-T70CA	DP	77.8	89.5	1.0	70	5.0	113	5.3
CD214B-T75A	NR	CD214B-T75CA	DR	83.3	95.8	1.0	75	5.0	121	4.9
CD214B-T78A	NT	CD214B-T78CA	DT	86.7	99.7	1.0	78	5.0	126	4.7
CD214B-T85A	NV	CD214B-T85CA	DV	94.4	109	1.0	85	5.0	137	4.4
CD214B-T90A	NX	CD214B-T90CA	DX	100	116	1.0	90	5.0	146	4.1
CD214B-T100A	NZ	CD214B-T100CA	DZ	111	128	1.0	100	5.0	162	3.7
CD214B-T110A	PE	CD214B-T110CA	EE	122	140	1.0	110	5.0	177	3.4
CD214B-T120A	PG	CD214B-T120CA	EG	133	153	1.0	120	5.0	193	3.1
CD214B-T130A	PK	CD214B-T130CA	EK	144	165	1.0	130	5.0	209	2.9
CD214B-T150A	PM	CD214B-T150CA	EM	167	192	1.0	150	5.0	243	2.5
CD214B-T160A	PP	CD214B-T160CA	EP	178	205	1.0	160	5.0	259	2.3
CD214B-T170A	PR	CD214B-T170CA	ER	189	218	1.0	170	5.0	275	2.2

#### Notes:

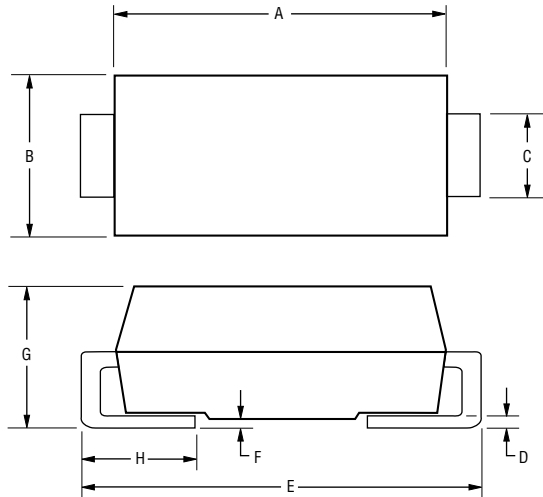
1. Suffix 'A' denotes a 5 % tolerance device.
2. Suffix 'CA' denotes a 5 % tolerance bidirectional device.
3. For bidirectional devices with a V<sub>R</sub> of 10 volts or less, the I<sub>R</sub> limit is double.
4. For unidirectional devices with a V<sub>F</sub> max. of 3.5 V at an I<sub>F</sub> of 35 A, 0.5 Sine Wave of 8.3 ms Pulse Width.

Specifications are subject to change without notice.  
Customers should verify actual device performance in their specific applications.

# CD214B Transient Voltage Suppressor Diode Series



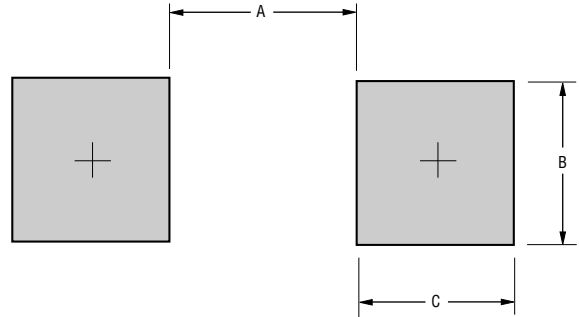
## Product Dimensions



Dimension	SMB (DO-214AA)
A	$\frac{4.06 - 4.57}{(0.160 - 0.180)}$
B	$\frac{3.30 - 3.94}{(0.130 - 0.155)}$
C	$\frac{1.96 - 2.21}{(0.077 - 0.087)}$
D	$\frac{0.15 - 0.31}{(0.006 - 0.112)}$
E	$\frac{5.21 - 5.59}{(0.205 - 0.220)}$
F	$\frac{0.05 - 0.20}{(0.002 - 0.008)}$
G	$\frac{2.01 - 2.62}{(0.080 - 0.103)}$
H	$\frac{0.76 - 1.52}{(0.030 - 0.060)}$

DIMENSIONS:  $\frac{\text{MM}}{\text{(INCHES)}}$

## Recommended Pad Layout



Dimension	SMB (DO-214AA)
A (Max.)	$\frac{2.69}{(0.106)}$
B (Min.)	$\frac{2.10}{(0.083)}$
C (Min.)	$\frac{1.27}{(0.050)}$

DIMENSIONS:  $\frac{\text{MM}}{\text{(INCHES)}}$

## Physical Specifications

Case .....Molded plastic per UL Class 94V-0  
 Polarity.....Cathode band indicates unidirectional device  
                   No cathode band indicates bidirectional device  
 Weight .....0.003 ounces / 0.093 grams

# CD214B Transient Voltage Suppressor Diode Series

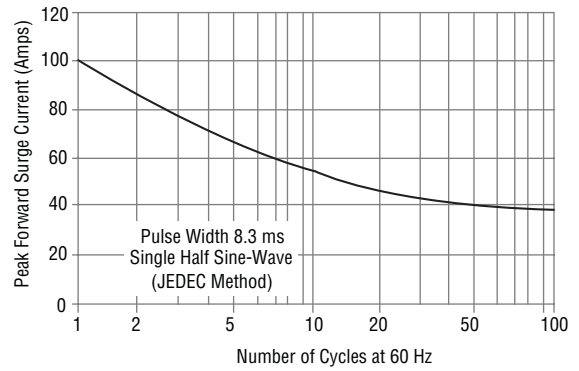


## Rating and Characteristic Curves

### Pulse Derating Curve



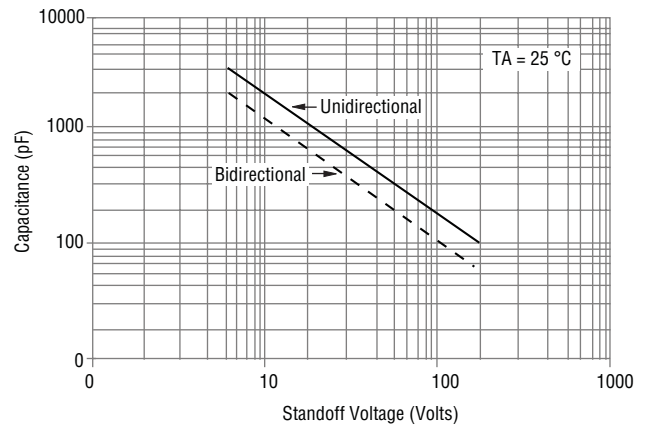
### Maximum Non-Repetitive Surge Current



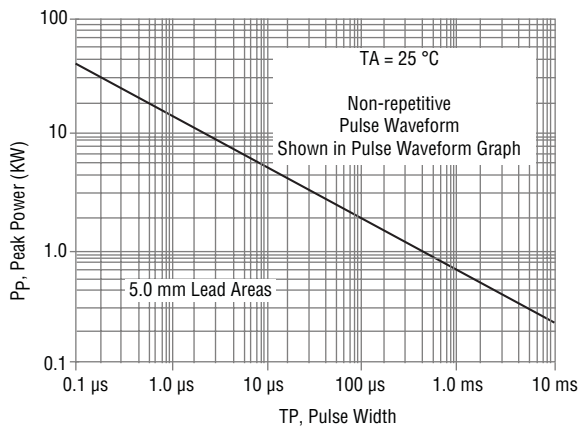
### Pulse Waveform



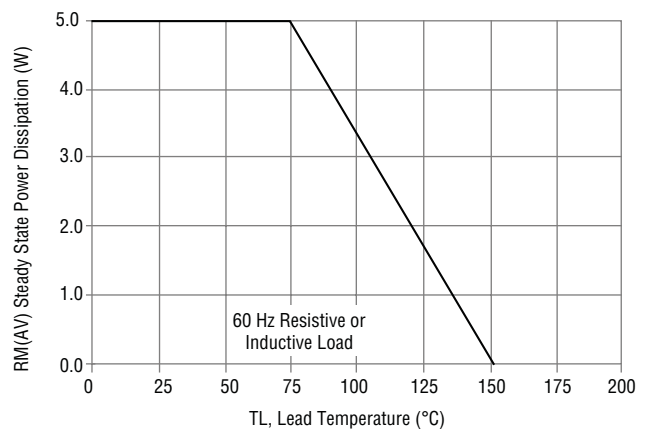
### Typical Junction Capacitance



### Pulse Rating Curve



### Steady State Power Derating Curve



Specifications are subject to change without notice. Customers should verify actual device performance in their specific applications.

# CD214B Transient Voltage Suppressor Diode Series

**BOURNS®**

## Packaging Information

The product will be dispensed in Tape and Reel format (see diagram below).



Devices are packed in accordance with EIA standard RS-481-A and specifications shown here.

Item	Symbol	SMB (DO-214AA)
Carrier Width	A	$\frac{4.94 \pm 0.10}{(0.194 - 0.004)}$
Carrier Length	B	$\frac{5.57 \pm 0.10}{(0.210 - 0.004)}$
Carrier Depth	C	$\frac{2.36 \pm 0.10}{(0.093 - 0.004)}$
Sprocket Hole	d	$\frac{1.55 \pm 0.05}{(0.061 - 0.002)}$
Reel Outside Diameter	D	$\frac{330}{(12.992)}$
Reel Inner Diameter	D <sub>1</sub>	$\frac{50.0}{(1.969)}$ MIN.
Feed Hole Diameter	D <sub>2</sub>	$\frac{13.0 \pm 0.20}{(0.512 - 0.008)}$
Sprocket Hole Position	E	$\frac{1.75 \pm 0.10}{(0.069 - 0.004)}$
Punch Hole Position	F	$\frac{5.50 \pm 0.05}{(0.217 - 0.002)}$
Punch Hole Pitch	P	$\frac{4.00 \pm 0.10}{(0.157 - 0.004)}$
Sprocket Hole Pitch	P <sub>0</sub>	$\frac{4.00 \pm 0.10}{(0.157 - 0.004)}$
Embossment Center	P <sub>1</sub>	$\frac{2.00 \pm 0.05}{(0.079 - 0.002)}$
Overall Tape Thickness	T	$\frac{0.30 \pm 0.10}{(0.012 - 0.004)}$
Tape Width	W	$\frac{12.00 \pm 0.20}{(0.472 - 0.008)}$
Reel Width	W <sub>1</sub>	$\frac{18.4}{(0.724)}$ MAX.
Quantity per Reel	--	3,000

Компания «Океан Электроники» предлагает заключение долгосрочных отношений при поставках импортных электронных компонентов на взаимовыгодных условиях!

Наши преимущества:

- Поставка оригинальных импортных электронных компонентов напрямую с производств Америки, Европы и Азии, а так же с крупнейших складов мира;
- Широкая линейка поставок активных и пассивных импортных электронных компонентов (более 30 млн. наименований);
- Поставка сложных, дефицитных, либо снятых с производства позиций;
- Оперативные сроки поставки под заказ (от 5 рабочих дней);
- Экспресс доставка в любую точку России;
- Помощь Конструкторского Отдела и консультации квалифицированных инженеров;
- Техническая поддержка проекта, помощь в подборе аналогов, поставка прототипов;
- Поставка электронных компонентов под контролем ВП;
- Система менеджмента качества сертифицирована по Международному стандарту ISO 9001;
- При необходимости вся продукция военного и аэрокосмического назначения проходит испытания и сертификацию в лаборатории (по согласованию с заказчиком);
- Поставка специализированных компонентов военного и аэрокосмического уровня качества (Xilinx, Altera, Analog Devices, Intersil, Interpoint, Microsemi, Actel, Aeroflex, Peregrine, VPT, Syfer, Eurofarad, Texas Instruments, MS Kennedy, Miteq, Cobham, E2V, MA-COM, Hittite, Mini-Circuits, General Dynamics и др.);

Компания «Океан Электроники» является официальным дистрибьютором и эксклюзивным представителем в России одного из крупнейших производителей разъемов военного и аэрокосмического назначения «JONHON», а так же официальным дистрибьютором и эксклюзивным представителем в России производителя высокотехнологичных и надежных решений для передачи СВЧ сигналов «FORSTAR».



## JONHON

«JONHON» (основан в 1970 г.)

Разъемы специального, военного и аэрокосмического назначения:

(Применяются в военной, авиационной, аэрокосмической, морской, железнодорожной, горно- и нефтедобывающей отраслях промышленности)

«FORSTAR» (основан в 1998 г.)

ВЧ соединители, коаксиальные кабели, кабельные сборки и микроволновые компоненты:

(Применяются в телекоммуникациях гражданского и специального назначения, в средствах связи, РЛС, а так же военной, авиационной и аэрокосмической отраслях промышленности).



Телефон: 8 (812) 309-75-97 (многоканальный)

Факс: 8 (812) 320-03-32

Электронная почта: [ocean@oceanchips.ru](mailto:ocean@oceanchips.ru)

Web: <http://oceanchips.ru/>

Адрес: 198099, г. Санкт-Петербург, ул. Калинина, д. 2, корп. 4, лит. А