


## Molded, 50 mil Pitch, Dual-In-Line Thin Film Resistor, Precision Automotive, AEC-Q200 Qualified, Networks



The NOMCA series features a standard 14 pin or 16 pin narrow body (0.150") small outline SMT package. The network is constructed with tantalum nitride resistor film on high purity alumina substrate for improved ESD and moisture protection. Custom schematics are available consult factory.

### FEATURES

- Standard 14 pins and 16 pins counts (0.150" narrow body) JEDEC MS-012 variation AB and AC
- Rugged molded case construction
- Excellent long term ratio stability ( $\Delta R \pm 0.015\%$ )
- Low TCR tracking  $\pm 5$  ppm/ $^{\circ}\text{C}$
- AEC-Q200 ESD rated 1 kV ( $< 10$  k $\Omega$ )
- AEC-Q200 ESD rated 2 kV ( $> 10$  k $\Omega$ )
- Compliant to RoHS Directive 2011/65/EU
- Halogen-free according to IEC 61249-2-21 definition



**RoHS\***  
COMPLIANT  
HALOGEN  
**FREE**

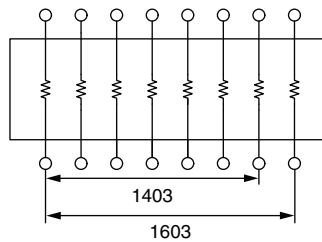
### Note

\* Pb containing terminations are not RoHS compliant, exemptions may apply

### TYPICAL PERFORMANCE

	ABSOLUTE	TRACKING
TCR	25	5
	ABSOLUTE	RATIO
TOL.	0.10	0.05

### SCHEMATICS



The 03 circuit provides a choice of 7 or 8 equal value resistors each connected between a common lead (14 or 16). Custom schematics available.

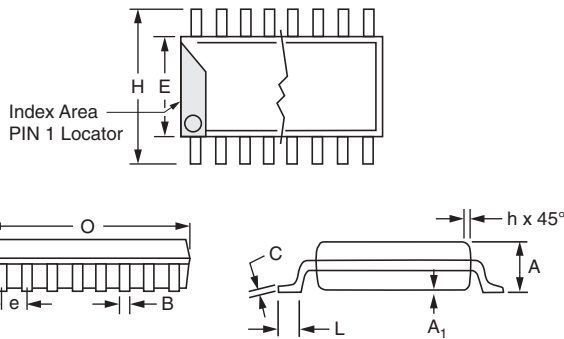
STANDARD RESISTANCE OFFERING (Equal Value Resistors)	
ISOLATED (03) SCHEMATIC	
	1 k $\Omega$
	2 k $\Omega$
	5 k $\Omega$
	10 k $\Omega$
	20 k $\Omega$
	50 k $\Omega$

### Note

- Consult factory for additional values

STANDARD ELECTRICAL SPECIFICATIONS		
TEST	SPECIFICATIONS	CONDITIONS
Material	Tantalum nitride (Ta <sub>2</sub> N)	-
Pin/Lead Number	14, 16	-
Resistance Range	1 kΩ to 50 kΩ each resistor	-
TCR: Absolute	± 25 ppm/°C (standard)	- 55 °C to + 125 °C
TCR: Tracking	± 5 ppm/°C (typical)	- 55 °C to + 125 °C
Tolerance: Absolute	± 0.10 % to ± 1 %	+ 25 °C
Tolerance: Ratio	± 0.05 % to ± 0.1 %	+ 25 °C
Power Rating: Resistor	100 mW (typical) (03) schematic	Maximum at + 70 °C
Power Rating: Package	400 mW/500 mW	Maximum at + 70 °C
Stability: Absolute	ΔR ± 0.05 %	1000 h at + 125 °C
Stability: Ratio	ΔR ± 0.015 %	1000 h at + 125 °C
Voltage Coefficient	< 0.1 ppm/V	-
Working Voltage	100 V max. not to exceed $\sqrt{P \times R}$	-
Operating Temperature Range	- 55 °C to + 125 °C	-
Storage Temperature Range	- 55 °C to + 150 °C	-
Noise	≤ - 30 dB	-
Thermal EMF	0.08 μV/°C	-
Shelf Life Stability: Absolute	ΔR ± 0.01 %	1 year at + 25 °C
Shelf Life Stability: Ratio	ΔR ± 0.002 %	1 year at + 25 °C

DIMENSIONS AND IMPRINTING in inches and millimeters				
DIMENSION	14		16	
	INCHES	MILLIMETERS	INCHES	MILLIMETERS
H	0.235	5.969	0.235	5.969
E	0.154	3.911	0.154	3.910
O	0.340	8.363	0.390	9.906
A	0.063	1.600	0.063	1.600
e	0.050	1.270	0.050	1.270
B	0.015	0.381	0.015	0.381
C	0.008	0.203	0.008	0.203
L	0.025	0.635	0.025	0.635
A <sub>1</sub>	0.006	0.152	0.006	0.152
h	0.015	0.381	0.015	0.381



MECHANICAL SPECIFICATIONS	
Resistive Element	Tantalum nitride (Ta <sub>2</sub> N)
Substrate Material	Ceramic
Body	Molded epoxy
Terminals	Copper alloy
Lead (Pb)-free Option	100 % matte tin plate or Ni/Pd/Au solder free option



**ORDERING INFORMATION CHECK LIST (Customs)**

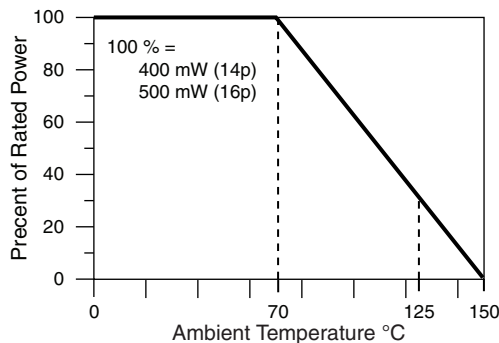
Special requirements should be identified in advance, but as a minimum, you should have the following information ready.

ELECTRICAL	MECHANICAL
1. Resistors, by value and tolerance 2. Reference resistor(s) and matching of which resistors to which reference resistors 3. Reference by ratio 4. Absolute temperature coefficient of resistivity 5. Temperature tracking of subordinate resistors to reference resistor(s) 6. Maximum operating voltage 7. Resistor power ratings 8. Operating temperature range	1. Maximum allowable seated height (from PC board to top of network) 2. Special marking concerns 3. Schematic pin out of package

**ENVIRONMENTAL TESTS (Vishay Performance vs. AEC-Q200 Requirements)**

ENVIRONMENTAL TEST	CONDITONS	LIMITS PER AQEC-Q200	TYPICAL VISHAY PERFORMANCE < 10K	TYPICAL VISHAY PERFORMANCE > 10K
Resistance Temperature Characteristic	- 55 °C to + 125 °C	± 25 ppm/°C	15 ppm/°C	15 ppm/°C
Max. Ambient Temperature at Rated Wattage		+ 70 °C	+ 70 °C	+ 70 °C
Max. Ambient Temperature at Power Derating		+ 150 °C	+ 150 °C	+ 150 °C
High Temperature Exposure $\Delta R$	MIL-STD-202, 108, 1000 h at 125 °C	± 0.20 %	0.005 %	0.012 %
Temperature Cycling $\Delta R$	JESD22, A104, 1000 cycles, - 55 °C to + 125 °C	± 0.25 %	0.004 %	0.004 %
Moisture Resistance $\Delta R$	MIL-STD-202 method 106	± 0.20 %	0.007 %	0.007 %
Biased Humidity $\Delta R$	MIL-STD-202, 103, 1000 h at 85 °C, 85 % RH, 10 % P	± 0.25 %	0.021 %	0.033 %
Life $\Delta R$	MIL-STD-202, 108, 1000 h at 125 °C	± 0.10 %	0.012 %	0.029 %
Mechanical Shock $\Delta R$	MIL-STD-202 method 213, condition C	± 0.25 %	0.001 %	0.001 %
Vibration $\Delta R$	MIL-STD-202 method 204, 10 Hz to 2 kHz	± 0.25 %	0.001 %	0.001 %
Resistance to Soldering Heat $\Delta R$	MIL-STD-202, 204, condition B	± 0.10 %	- 0.002 %	0.001 %
Electrostatic Discharg $\Delta R$	AEC-Q200-002 at 1 kV, human body	± 0.50 %	0.065 %	
	AEC-Q200-002 at 2 kV, human body	± 0.50 %		0.170 %
Solderability	J-STD-002 method B and B1	95 %	Acceptable	Acceptable
Terminal Strenght $\Delta R$	AEC-Q200-006 at 1 kg for 60 s		Acceptable	Acceptable
Flame Retardance	AEC-Q200-001 Para 4.0		Acceptable	Acceptable

**DERATING CURVE**





GLOBAL PART NUMBER INFORMATION															
New Global Part Numbering: NOMCA14031002AT1															
N	O	M	C	A	1	4	0	3	1	0	0	2	A	T	1
GLOBAL MODEL (4 or 5 digits)		PINS		SCHEMATIC		RESISTANCE			TOLERANCE AND RATIO TOLERANCE			PACKAGING			
NOMCA (Lead (Pb)-free) (e3)		14 16		03 = 7 or 8 isolated equal value resistors		First 3 digits are significant figures and the last digit specifies the number of zeros to follow.  Example: 1002 = 10K			Abs. Tol.      Ratio  A = 0.1 % <sup>(1)</sup> 0.05 % B = 0.1 %        0.1 % C = 0.25 %       0.1 % D = 0.5 %        0.1 % F = 1 %            0.5 %			TAPE AND REEL T0 = 100 min., 100 mult T1 = 1000 min., 1000 mult <sup>(2)</sup> T3 = 300 min., 300 mult T5 = 500 min., 500 mult TF = Full reel 2500 TS = 100 min., 1 mult  UF = TUBED			

Notes

- (1) Tolerance available 1K and up
- (2) Preferred packaging code



## Disclaimer

ALL PRODUCT, PRODUCT SPECIFICATIONS AND DATA ARE SUBJECT TO CHANGE WITHOUT NOTICE TO IMPROVE RELIABILITY, FUNCTION OR DESIGN OR OTHERWISE.

Vishay Intertechnology, Inc., its affiliates, agents, and employees, and all persons acting on its or their behalf (collectively, "Vishay"), disclaim any and all liability for any errors, inaccuracies or incompleteness contained in any datasheet or in any other disclosure relating to any product.

Vishay makes no warranty, representation or guarantee regarding the suitability of the products for any particular purpose or the continuing production of any product. To the maximum extent permitted by applicable law, Vishay disclaims (i) any and all liability arising out of the application or use of any product, (ii) any and all liability, including without limitation special, consequential or incidental damages, and (iii) any and all implied warranties, including warranties of fitness for particular purpose, non-infringement and merchantability.

Statements regarding the suitability of products for certain types of applications are based on Vishay's knowledge of typical requirements that are often placed on Vishay products in generic applications. Such statements are not binding statements about the suitability of products for a particular application. It is the customer's responsibility to validate that a particular product with the properties described in the product specification is suitable for use in a particular application. Parameters provided in datasheets and/or specifications may vary in different applications and performance may vary over time. All operating parameters, including typical parameters, must be validated for each customer application by the customer's technical experts. Product specifications do not expand or otherwise modify Vishay's terms and conditions of purchase, including but not limited to the warranty expressed therein.

Except as expressly indicated in writing, Vishay products are not designed for use in medical, life-saving, or life-sustaining applications or for any other application in which the failure of the Vishay product could result in personal injury or death. Customers using or selling Vishay products not expressly indicated for use in such applications do so at their own risk. Please contact authorized Vishay personnel to obtain written terms and conditions regarding products designed for such applications.

No license, express or implied, by estoppel or otherwise, to any intellectual property rights is granted by this document or by any conduct of Vishay. Product names and markings noted herein may be trademarks of their respective owners.

## Material Category Policy

**Vishay Intertechnology, Inc. hereby certifies that all its products that are identified as RoHS-Compliant fulfill the definitions and restrictions defined under Directive 2011/65/EU of The European Parliament and of the Council of June 8, 2011 on the restriction of the use of certain hazardous substances in electrical and electronic equipment (EEE) - recast, unless otherwise specified as non-compliant.**

**Please note that some Vishay documentation may still make reference to RoHS Directive 2002/95/EC. We confirm that all the products identified as being compliant to Directive 2002/95/EC conform to Directive 2011/65/EU.**

**Vishay Intertechnology, Inc. hereby certifies that all its products that are identified as Halogen-Free follow Halogen-Free requirements as per JEDEC JS709A standards. Please note that some Vishay documentation may still make reference to the IEC 61249-2-21 definition. We confirm that all the products identified as being compliant to IEC 61249-2-21 conform to JEDEC JS709A standards.**

Компания «Океан Электроники» предлагает заключение долгосрочных отношений при поставках импортных электронных компонентов на взаимовыгодных условиях!

Наши преимущества:

- Поставка оригинальных импортных электронных компонентов напрямую с производств Америки, Европы и Азии, а так же с крупнейших складов мира;
- Широкая линейка поставок активных и пассивных импортных электронных компонентов (более 30 млн. наименований);
- Поставка сложных, дефицитных, либо снятых с производства позиций;
- Оперативные сроки поставки под заказ (от 5 рабочих дней);
- Экспресс доставка в любую точку России;
- Помощь Конструкторского Отдела и консультации квалифицированных инженеров;
- Техническая поддержка проекта, помощь в подборе аналогов, поставка прототипов;
- Поставка электронных компонентов под контролем ВП;
- Система менеджмента качества сертифицирована по Международному стандарту ISO 9001;
- При необходимости вся продукция военного и аэрокосмического назначения проходит испытания и сертификацию в лаборатории (по согласованию с заказчиком);
- Поставка специализированных компонентов военного и аэрокосмического уровня качества (Xilinx, Altera, Analog Devices, Intersil, Interpoint, Microsemi, Actel, Aeroflex, Peregrine, VPT, Syfer, Eurofarad, Texas Instruments, MS Kennedy, Miteq, Cobham, E2V, MA-COM, Hittite, Mini-Circuits, General Dynamics и др.);

Компания «Океан Электроники» является официальным дистрибьютором и эксклюзивным представителем в России одного из крупнейших производителей разъемов военного и аэрокосмического назначения «JONHON», а так же официальным дистрибьютором и эксклюзивным представителем в России производителя высокотехнологичных и надежных решений для передачи СВЧ сигналов «FORSTAR».



## JONHON

«JONHON» (основан в 1970 г.)

Разъемы специального, военного и аэрокосмического назначения:

(Применяются в военной, авиационной, аэрокосмической, морской, железнодорожной, горно- и нефтедобывающей отраслях промышленности)

«FORSTAR» (основан в 1998 г.)

ВЧ соединители, коаксиальные кабели, кабельные сборки и микроволновые компоненты:

(Применяются в телекоммуникациях гражданского и специального назначения, в средствах связи, РЛС, а так же военной, авиационной и аэрокосмической отраслях промышленности).



Телефон: 8 (812) 309-75-97 (многоканальный)

Факс: 8 (812) 320-03-32

Электронная почта: [ocean@oceanchips.ru](mailto:ocean@oceanchips.ru)

Web: <http://oceanchips.ru/>

Адрес: 198099, г. Санкт-Петербург, ул. Калинина, д. 2, корп. 4, лит. А