


D2A

Ultra Subminiature Detection Switch

Ultra Subminiature Detection Switch with Slide Mechanism and Pushbutton Actuator

- Compact, light weight, and 3 mm long stroke.
- Built-in slide mechanism allows selection of shorting or non-shortening switching timing of the switch.

RoHS Compliant



D
2
A

Model Number Legend

D2A-1120


1. Switching timing

- 1: Non-shortening Model
- 2: Shortening Model

2. Maximum Operating Force (OF)

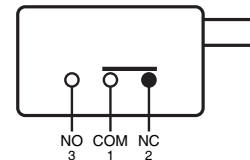
- 1: 0.98 N {100 gf}
- 2: 0.49 N {50 gf}

List of models

Operating Force (OF) Switching timing Actuator	0.98N (standard)		0.49N (low operating force)	
	Non-shortening Model	Shortening Model	Non-shortening Model	Shortening Model
Pin plunger 	D2A-1110	D2A-2110	D2A-1120	D2A-2120

Contact form

●SPDT



Contact specifications

Contact	Specification	Slide
		Material
Minimum applicable load (reference value) *		5 VDC 1mA

* Please refer to the "■Using Micro Loads" in "●Precautions" for more information on the minimum applicable load.

Ratings

Rated voltage	Resistive load
30 VDC	0.1 A

Note. The ratings values apply under the following test conditions.

- (1) Ambient temperature: 20±2°C
- (2) Ambient humidity: 65±5%
- (3) Operating frequency: 30 operations/min

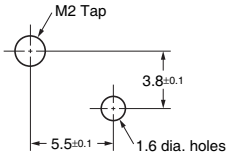
Characteristics

Permissible operating speed		1 mm to 500 mm/s
Permissible operating frequency	Mechanical	200 operations/min
	Electrical	30 operations/min
Insulation resistance		100 MΩ min. (at 250 VDC with insulation tester)
Contact resistance (initial value)		50 mΩ max.
Dielectric strength	Between terminals of the same polarity	250 VAC 50/60 Hz 1 min
	Between current-carrying metal parts and ground	250 VAC 50/60 Hz 1 min
Vibration resistance *1	Malfunction	between 10 to 55 Hz, 1.5 mm-double amplitude
Shock resistance	Durability	1,000 m/s ² {approx. 100G} max.
	Malfunction *1	300 m/s ² {approx. 30G} max.
Durability *2		50,000 operations min. (30 operations/min)
Degree of protection		IEC IP00
Ambient operating temperature		-10°C to +80°C (at ambient humidity 60% max.) (with no icing or condensation)
Ambient operating humidity		85% max. (for +5°C to +35°C)
Weight		Approx. 0.3 g

Note. The data given above are initial values.

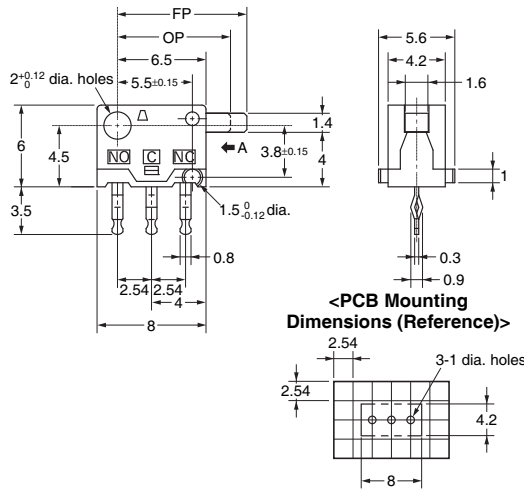
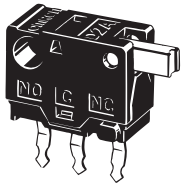
- *1. The values are at Free Position and Total Travel Position. Close or open circuit of contact is 1ms max.
- *2. For testing conditions, consult your OMRON sales representative.

Mounting Holes (unit: mm)



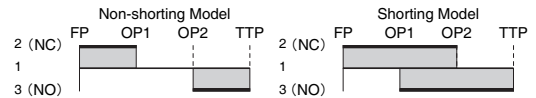
Dimensions (unit: mm) and Operating Characteristics

D2A-1110, D2A-1120
D2A-2110, D2A-2120



Operating characteristics	Models	Non- Shorting Model		Shorting Model	
		D2A -1110	D2A -1120	D2A -2110	D2A -2120
Operating Force	OF Max.	0.98 N {100 gf}	0.49 N {50 gf}	0.98 N {100 gf}	0.49 N {50 gf}
Releasing Force	RF Min.	0.15 N {15 gf}	0.05 N {5 gf}	0.15 N {15 gf}	0.05 N {5 gf}
Free Position	FP Max.	9.5 mm		9.5 mm	
Operating Position	OP1	8.1±0.3 mm		8.0±0.3 mm	
	OP2	7.4±0.3 mm		7.5±0.3 mm	
Total Travel Position	TTP	6.5±0.2 mm		6.5±0.2 mm	

Switching timing



Note1. Unless otherwise specified, a tolerance of ± 0.4 mm applies to all dimensions.

Note2. The operating characteristics are for operation in the A direction (\blackleftarrow).

Precautions

★Please refer to "Common Precautions" for correct use.

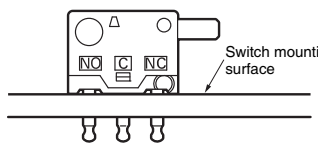
Cautions

●Soldering

For soldering time, we recommend to solder within 3 seconds at a soldering iron temperature of less than 350°C. When soldering exceeds this temperature and time, or repeated soldering will degrade the Switch characteristics.

Make sure that flux and liquid surface of the solder do not flow over the edge of the board when soldering. Please complete soldering at a temperature of 260°C within 5 seconds.

It is also recommended that you apply flux guard to the mounting surface of the Switch.



Correct Use

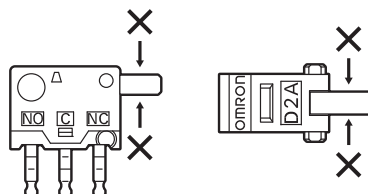
●Mounting

Use M2 mounting screw with plane washers or spring washers to mount the Switch. Tighten the screws to a torque of 4.9 to $9.8 \times 10^{-2} \text{ N} \cdot \text{m}$ {0.5 to 1kgf · cm}.

●Application of Operation Force to the Actuator

Do not apply operation forces other than in the operating direction of the lever as shown in the following figure.

It may damage the Switch or cause malfunction.



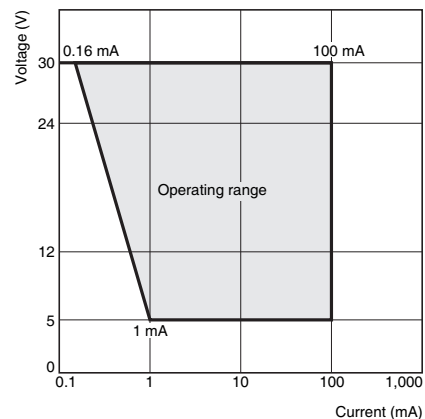
●Mounting Plate

Use materials other than ABS or polycarbonate for the mounting plate. Since grease is used for the Switch, cracks may occur if grease from the Switch comes in contact with such materials.

●Using Micro Loads

It is recommended to use the Switch in the operation range shown below. However, even when using micro load models within the following operating range, if inrush current occurs when the contact is opened or closed, it may increase the contact wear and so decrease durability. Therefore, insert a contact protection circuit where necessary. The minimum applicable load is the N-level reference value. This value indicates the malfunction reference level for the reliability level of 60% (λ_{60}). (JIS C5003)

The equation, $\lambda_{60} = 0.5 \times 10^{-6} / \text{operation}$, indicates that the estimated malfunction rate is less than $\frac{1}{2,000,000}$ operations with a reliability level of 60%.



- Application examples provided in this document are for reference only. In actual applications, confirm equipment functions and safety before using the product.
- Consult your OMRON representative before using the product under conditions which are not described in the manual or applying the product to nuclear control systems, railroad systems, aviation systems, vehicles, combustion systems, medical equipment, amusement machines, safety equipment, and other systems or equipment that may have a serious influence on lives and property if used improperly. Make sure that the ratings and performance characteristics of the product provide a margin of safety for the system or equipment, and be sure to provide the system or equipment with double safety mechanisms.

Note: Do not use this document to operate the Unit.

Компания «Океан Электроники» предлагает заключение долгосрочных отношений при поставках импортных электронных компонентов на взаимовыгодных условиях!

Наши преимущества:

- Поставка оригинальных импортных электронных компонентов напрямую с производств Америки, Европы и Азии, а так же с крупнейших складов мира;
- Широкая линейка поставок активных и пассивных импортных электронных компонентов (более 30 млн. наименований);
- Поставка сложных, дефицитных, либо снятых с производства позиций;
- Оперативные сроки поставки под заказ (от 5 рабочих дней);
- Экспресс доставка в любую точку России;
- Помощь Конструкторского Отдела и консультации квалифицированных инженеров;
- Техническая поддержка проекта, помощь в подборе аналогов, поставка прототипов;
- Поставка электронных компонентов под контролем ВП;
- Система менеджмента качества сертифицирована по Международному стандарту ISO 9001;
- При необходимости вся продукция военного и аэрокосмического назначения проходит испытания и сертификацию в лаборатории (по согласованию с заказчиком);
- Поставка специализированных компонентов военного и аэрокосмического уровня качества (Xilinx, Altera, Analog Devices, Intersil, Interpoint, Microsemi, Actel, Aeroflex, Peregrine, VPT, Syfer, Eurofarad, Texas Instruments, MS Kennedy, Miteq, Cobham, E2V, MA-COM, Hittite, Mini-Circuits, General Dynamics и др.);

Компания «Океан Электроники» является официальным дистрибьютором и эксклюзивным представителем в России одного из крупнейших производителей разъемов военного и аэрокосмического назначения «JONHON», а так же официальным дистрибьютором и эксклюзивным представителем в России производителя высокотехнологичных и надежных решений для передачи СВЧ сигналов «FORSTAR».



JONHON

«JONHON» (основан в 1970 г.)

Разъемы специального, военного и аэрокосмического назначения:

(Применяются в военной, авиационной, аэрокосмической, морской, железнодорожной, горно- и нефтедобывающей отраслях промышленности)

«FORSTAR» (основан в 1998 г.)

ВЧ соединители, коаксиальные кабели, кабельные сборки и микроволновые компоненты:

(Применяются в телекоммуникациях гражданского и специального назначения, в средствах связи, РЛС, а так же военной, авиационной и аэрокосмической отраслях промышленности).



Телефон: 8 (812) 309-75-97 (многоканальный)

Факс: 8 (812) 320-03-32

Электронная почта: ocean@oceanchips.ru

Web: <http://oceanchips.ru/>

Адрес: 198099, г. Санкт-Петербург, ул. Калинина, д. 2, корп. 4, лит. А