



[Check Distributor](#)

Stock

Serial Digital BNC Connectors

Bomar's true 75 ohm BNC connectors fit all standard broadcast cables and utilize standard existing tooling. Made from precision machined brass, these rugged connectors maintain excellent return loss in analog and serial digital applications. 50 Ohm versions also available. Precision matched for each cable. The SBC number identifies the cable manufacturer's part number. An easy choice. RoHS compliant

Part Number	<input checked="" type="checkbox"/>	Cable	Tool PN
SBC1164B	<input checked="" type="checkbox"/>	1164B	BDHD200
SBC1167B	<input checked="" type="checkbox"/>	1167B	BDHD200
SBC1407B	<input checked="" type="checkbox"/>	1407B	BDHD100
SBC1426	<input checked="" type="checkbox"/>	1426	BDHD100
SBC1505A	<input checked="" type="checkbox"/>	1505A	BDHD100
SBC1506A	<input checked="" type="checkbox"/>	1506A	BDHD100
SBC1520A	<input checked="" type="checkbox"/>	1520A	BDHD200
SBC1694A	<input checked="" type="checkbox"/>	1694A	BDHD100
SBC1695A	<input checked="" type="checkbox"/>	1695A	BD10410
SBC1855A	<input checked="" type="checkbox"/>	1855A	BDHD200
SBC1865A	<input checked="" type="checkbox"/>	1865A	BDHD200
SBC5565	<input checked="" type="checkbox"/>	5565	BDHD100
SBC5765	<input checked="" type="checkbox"/>	5765	BDHD100
SBC7501	<input checked="" type="checkbox"/>	7501	BDHD100
SBC7536	<input checked="" type="checkbox"/>	7536	BDHD200
SBC7538	<input checked="" type="checkbox"/>	7538	BDHD100
SBC7731A	<input checked="" type="checkbox"/>	7731A	BD11012A
SBC8279	<input checked="" type="checkbox"/>	8279	BDHD100



Connectors for many other cable part numbers available. Contact Bomar or your distributor.

Part Number	<input checked="" type="checkbox"/>	Cable	Tool PN
SBC82108	<input checked="" type="checkbox"/>	82108	BDHD100
SBC8218	<input checked="" type="checkbox"/>	8218	BDHD200
SBC82259	<input checked="" type="checkbox"/>	82259	BDHD100
SBC8215	<input checked="" type="checkbox"/>	8215	BDHD100
SBC8241	<input checked="" type="checkbox"/>	8241(A)	BDHD100
SBC8279	<input checked="" type="checkbox"/>	8279(A)	BDHD100
SBC8281	<input checked="" type="checkbox"/>	8281(B),(F)	BDHD100
SBC83264	<input checked="" type="checkbox"/>	83264	BDHD100
SBC88281	<input checked="" type="checkbox"/>	88281	BDHD100
SBC89108	<input checked="" type="checkbox"/>	89108	BDHD100
SBC89259	<input checked="" type="checkbox"/>	89259	BDHD100
SBC9141	<input checked="" type="checkbox"/>	9141	BDHD100
SBC9165	<input checked="" type="checkbox"/>	9165	BDHD100
SBC9209	<input checked="" type="checkbox"/>	9209	BDHD100
SBC9221	<input checked="" type="checkbox"/>	9221	BD11016
SBC9231	<input checked="" type="checkbox"/>	9231	BDHD100
SBC9248	<input checked="" type="checkbox"/>	9248	BDHD100
SBC9259	<input checked="" type="checkbox"/>	9259, 9659	BDHD100

[REQUEST QUOTE](#) [REQUEST DRAWING](#)

[broadcast distributors](#)



Part Number	Die Size
BDHD100	.324, .255, .068, .042
BDHD200	.255, .213, .178, 100, .068, .042

Crimp tool for most Serial Digital and HD BNC Plugs *

[REQUEST QUOTE](#)

* See chart for Serial Digital BNC above
* See Chart for High Definition BNC below



Ask for P/N BD44008

Bomar's new BNC removal tool allows easy removal of BNC connectors in dense patch panel applications.

[REQUEST QUOTE](#)

RCA Crimp Connectors

This new Broadcast Grade crimp RCA plug will crimp onto standard RG 6 and RG 59 style coaxial cables and the *new* mini-RG59 type. The introduction of this series will compliment the Bomar SBC series 75 ohm connectors which are supplied to the broadcast systems integration.

Part No.	<input checked="" type="checkbox"/>	Description	Hex Crimp	Tool
RBC1505A	<input checked="" type="checkbox"/>	RCA crimp for 1505A cable	.255/.068	BDHD100
RBC1694A	<input checked="" type="checkbox"/>	RCA crimp for 1694A cable	.324/.068	BDHD100
RBC1855A	<input checked="" type="checkbox"/>	RCA crimp for 1855A cable	.178/.068	BDHD200



RoHS compliant

[REQUEST QUOTE](#)

[REQUEST DRAWING](#)

[back to index](#)



Manufactured of precision-machined brass, with heavy nickel plating, these corrosion-resistant parts feature nickel-plated, semi-captive contacts for long-lasting connections. Their advanced shielding technology provides maximum isolation from EMI and RFI interference. Each connector is shipped with six color-coded O-rings to allow easy identification when systems require multiple cables.

Compression Connectors - Broadcast Grade

Part No.	<input checked="" type="checkbox"/>	Fig.	Description
KCC1505B	<input checked="" type="checkbox"/>	1	BNC compression for 1505A cable (RG 59) DISCONTINUED
KCC1505F	<input checked="" type="checkbox"/>	2	F compression for 1505A cable (RG 59) RED **
KCC1505R	<input checked="" type="checkbox"/>	3	RCA compression for 1505A cable (RG 59) DISCONTINUED
KCC1694B	<input checked="" type="checkbox"/>	1	BNC compression for 1694A cable (RG 6) DISCONTINUED
KCC1694BQ	<input checked="" type="checkbox"/>	1	BNC compression for 1694A cable (RG 6 QUAD) DISCONTINUED
KCC1694F	<input checked="" type="checkbox"/>	2	F compression for 1694A cable (RG 6) YELLOW **
KCC1694FQ	<input checked="" type="checkbox"/>	2	F compression for 1694A cable (RG 6 QUAD) BLUE **
KCC1694R	<input checked="" type="checkbox"/>	3	RCA compression for 1694A cable (RG 6)
KCC1855B	<input checked="" type="checkbox"/>	1	BNC compression for 1855A cable (RG 59 mini)
KCC1855F	<input checked="" type="checkbox"/>	2	F compression for 1855A cable (RG 59 mini) DISCONTINUED
KCC1855R	<input checked="" type="checkbox"/>	3	RCA crimp for 1855A cable (RG 59 mini)
BDKC6000	---	4	Compression tool for KCC series

RoHS compliant



Fig.1



Fig.2



Fig.3




High Definition BNC Connectors

The Shadow™ in the trade name for the best high definition BNC connector available at any price *Shadow*™ BNC connectors fit all standard broadcast cables and utilize most standard existing tooling. These connectors are made from precision machined brass. Insulator material is high density TFE to maintain a perfect dielectric constant. Bomar connectors utilize a .042 diameter gold plated contact pin to maintain the best return loss in high definition applications.

The Shadow™ is precision machined (not die-cast) from brass. A special black nickel plating is applied for a beautiful finish that is easily identifiable as a high definition connector. Each connector is precision matched to a specific cable type.

Uses standard commercial tooling. However, Bomar die sets are available for use with KTH1000 frame. RoHS compliant

Part Number		Cable	Hex Crimp	Tool
HBC1505A	<input checked="" type="checkbox"/>	1505A	.255/.042*	BDHD100
HBC1694A	<input checked="" type="checkbox"/>	1694A	.324/.042*	BDHD100
HBC1694AX	<input checked="" type="checkbox"/>	1694A	.278/.042*	BDHD100
HBC1855A	<input checked="" type="checkbox"/>	1855A	.178/.042*	BDHD200
HBC179DT	<input checked="" type="checkbox"/>	179DT	.213 ferrule only*	BDHD200
BD17900		12 Point Tool	.042 (pin only)	
* We recommend 12 point tool for .042 pin Bomar BD17900 (See Below)				
Other cable sizes are available by special order. REQUEST QUOTE REQUEST DRAWING				



S



BD17900

[REQUEST QUOTE](#)

In an independent test The Shadow™ proved to have the best return loss results at 3GHz.

Freq in GHz	Return Loss (No Cable)	Return Loss (No Cable)	Return Loss (No Cable)	Return Loss (No Cable)	Return Loss (No Cable)
xxx	Bomar	K-Brand	A-Brand	AM-Brand	T-Brand
2.0	- 29.4 dB	- 22.6 dB	- 23.3 dB	- 44.8 dB	- 21.4 dB
2.6	- 26.6 dB	- 20.3 dB	- 20.9 dB	- 22.3 dB	- 20.2 dB
3.0	- 23.1 dB	- 18.0 dB	- 17.4 dB	- 20.0 dB	- 19.0 dB

Bomar P/N HBC1694A HP8648C, Slotted Line (Connector Only Used For True Results.)

Once cable is applied . . .



[back to index](#)

Analog BNC Connectors

BNC three piece crimp connectors feature semi-captive contacts that “click” into place assuring perfect installation. Each crimp pin has a vent hole for optional soldering. Soldering is recommended for all stranded conductors 26 AWG or smaller.


Part No.		Description	Fig.
310A205A	<input checked="" type="checkbox"/>	6, 21AWG Center Conductor	1
310A205A18	<input checked="" type="checkbox"/>	6 CATV, 18AWG Center Conductor	1
310A204F	<input checked="" type="checkbox"/>	58A/U, 58C/U Stranded, 141, Thin PVC	1
310A205FS	<input checked="" type="checkbox"/>	58/U Solid Conductor	1
310A205FV	<input checked="" type="checkbox"/>	58/U Thin-Net Plenum	2
310A204G	<input checked="" type="checkbox"/>	59, 62, 210	1
310A205G20	<input checked="" type="checkbox"/>	RG59 20 AWG Center Cond.	1
310A205G23	<input checked="" type="checkbox"/>	Belden 8241	1
310A205MV	<input checked="" type="checkbox"/>	174, 178, 196, Mini RGB Cable	3
310A205N	<input checked="" type="checkbox"/>	179, 187	3
310A205P	<input checked="" type="checkbox"/>	223	1
310B205Q	<input checked="" type="checkbox"/>	Belden 8281 True 75 Ohms	1
310A204T	<input checked="" type="checkbox"/>	59, 62, Plenum	2
310A208W2	<input checked="" type="checkbox"/>	Mini 59, RGB Cable (26 AWG)	2
320A204F	<input checked="" type="checkbox"/>	58A/U, 58C/U Stranded, 141, Thin PVC	4
320A204G	<input checked="" type="checkbox"/>	59, 62, 210	4
320A205FV	<input checked="" type="checkbox"/>	174, 178, 196, Mini RGB Cable	5
320A204T	<input checked="" type="checkbox"/>	59, 62, Plenum	5
<input checked="" type="checkbox"/> RoHS compliant REQUEST QUOTE REQUEST DRAWING			



Fig. 1




Fig. 2



Fig. 3



Fig. 4




Fig. 5

SSS

Analog N Connectors

N Series connectors are medium sized, and weatherproof. The coupling method utilizes a screw system designed for use at frequencies up to microwave. These connectors are particularly useful where precision performance is necessary such as in satellite communications, MATV, radio transmitter antenna systems and other high-tech electronic equipment. Because of the quality manufacturing tolerances these connectors ensure excellent performance throughout 0-18GHz

Part No.		Description	Fig.
110A205BC	<input checked="" type="checkbox"/>	“N” Cable Plug to Fit RG8 and RG214 Cables	6

Two ferrules supplied: For applications with both RG8 and RG214 cables

RoHS compliant [REQUEST QUOTE](#) [REQUEST DRAWING](#)

Fig.6




[back to index](#)

3

- Page 4 -

Adapters

Standard adapters are designed for analog and serial digital applications below 2 GHz. Shown below are some of the more popular types. Contact Bomar for a complete listing.

Part Number		Description	Fig.
1303505	<input checked="" type="checkbox"/>	N Male to BNC Male	1
1313505	<input checked="" type="checkbox"/>	N Male to BNC Female	2

1323505	<input checked="" type="checkbox"/>	N Female to BNC Female	3
132A505	<input checked="" type="checkbox"/>	N Female to Female	4
151A505	<input checked="" type="checkbox"/>	N Right Angle Male to Female	5
330A505	<input checked="" type="checkbox"/>	BNC Male to Male	6
332A505	<input checked="" type="checkbox"/>	BNC F/F 50Ω Splice	7
332A705	<input checked="" type="checkbox"/>	BNC F/F 75Ω Splice	7
335A544	<input checked="" type="checkbox"/>	BNC F/F 50Ω Panel	8
335A744	<input checked="" type="checkbox"/>	BNC F/F 75Ω Panel	8
335R544	<input checked="" type="checkbox"/>	BNC F/F 50Ω Isolated Panel	8
335R744	<input checked="" type="checkbox"/>	BNC F/F 75Ω Isolated Panel	8
343A505	<input checked="" type="checkbox"/>	BNC F/M/F "T" Adapter	9
345A505	<input checked="" type="checkbox"/>	BNC F/F/F "T" Adapter	10
5313501	<input checked="" type="checkbox"/>	TNC Male to BNC Female	11
R0811	<input checked="" type="checkbox"/>	RCA Female to N Male	12
R0842	<input checked="" type="checkbox"/>	RCA Male to BNC Male	13
R0844	<input checked="" type="checkbox"/>	RCA Male to BNC Female	14
R0847	<input checked="" type="checkbox"/>	RCA Male to F Male	15
R0849	<input checked="" type="checkbox"/>	RCA Male to F Female	16
<input checked="" type="checkbox"/> RoHS compliant REQUEST QUOTE REQUEST DRAWING			



Fig. 1



Fig. 2



Fig. 3



Fig. 4



Fig. 5



Fig. 6



Fig. 7



Fig. 8



Fig. 9



Fig. 10



Fig. 11



Fig. 12



Fig. 13



Fig. 14



Fig. 15



Fig. 16

Adapter Kits

ADPT1 is a (30) piece kit containing 2 each males and females of: BNC, TNC, N, Mini-UHF, UHF, SMA and 6 universal adapters. Materials: machined brass, nickel plated bodies, Gold plated contacts. (Commercial grade)

ADPT2 is a (40) piece kit containing 2 each males and females of: BNC, TNC, N, Mini-UHF, UHF, SMA, F, RCA and 8 universal adapters. Materials: machined brass, gold plated bodies. Gold plated contacts. (Broadcast grade rated)

ADPT3PA (Power Kit) is a (8) piece kit containing 7/16 to N, N to N and 7/16 to 7/16 adapters. Materials: machined brass, Tri-Plated bodies, Gold plated contacts.

ADPT4 RP (Antenna Kit) is a (42) piece kit containing (2) males and (2) females of N, BNC, UHF, TNC, TNC-RT, (Reverse Thread), TNC-RP-(Reverse Polarity), SMA, and SMA-RP (Reverse Polarity) and 8 universal adapters. Materials: machined brass, nickel plated



ADPT2 / ADPT1

ADPT3PA

ADPT4RP

(Kits are in zippered leather cases and contain enough parts for hundreds of combinations of adapters.)

bodies, Gold plated contacts.

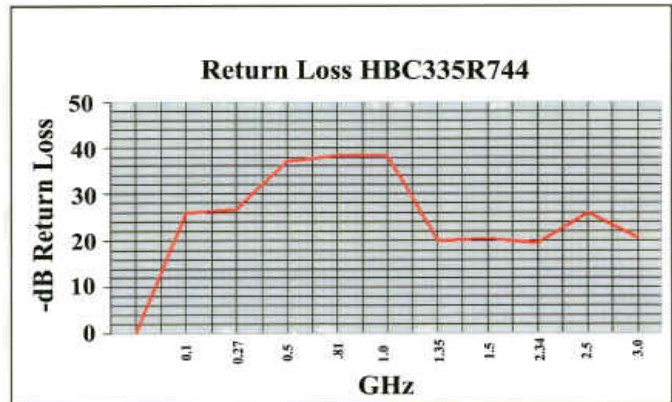
RoHS compliant

[REQUEST QUOTE](#)

[back to index](#)

The First BNC/Female / Female Isolated Panel Connector Rated for High Definition

This BNC connector was designed from the contact up to meet the rigid standards for HDTV. Bomar is the first to develop a panel connector of this type to perform as well at frequencies from 100MHz to 3 GHz. It is panel isolated and has a black nickel plated threaded bushing and flange. This attractive black metal flange identifies the connector as one of the Shadow™ HBC series HD connectors. Ask for HBC335R744.



Part No.	<input checked="" type="checkbox"/>	Description
HBC335R744	<input checked="" type="checkbox"/>	BNC F/F HD Isolated 75Ω Panel Feed thru

RoHS compliant

[REQUEST QUOTE](#)

[REQUEST](#)

[DRAWING](#)

BNC Precision 75 Ohm Terminator .1% Tolerance

Features and Specifications

Precision 0.1% Terminator

Rated for HD Test Applications

True 75 Ohm Impedance

Internal construction designed to perform in HDTV and broadband frequencies.

All precision machined brass body with, gold pin, Teflon insulator and heavy bright nickel plating on the body.



Part No.	<input checked="" type="checkbox"/>	Description
HBC310X075	<input checked="" type="checkbox"/>	BNC F/F HD Isolated 75Ω Panel Feed thru

RoHS compliant

[REQUEST QUOTE](#)

[REQUEST DRAWING](#)

Standard 5% tolerance 50 ohm and 75 ohm terminators also available. Ask for 310X054 (50 ohm) and 310X075. (75 ohm)

[back to index](#)

EZ-RJ45™

The new patented **EZ-RJ45™** connector simplifies installation by allowing the pairs to be inserted through the connector. There is no difficult to handle liner or wire bar to deal with. Inspection of the correct conductor order is done before crimping so no connector is wasted because if incorrect wiring. The conductors are able to be pulled forward so the pairs are very close to the contacts. This method allows the integrity of the pairs to maintain Category Five, and even enhanced Category 5 and Category 6 capabilities. (50 u in. gold)
 The **EZ-RJ12™** and both **EZ-RJ45™** can be crimped with most any standard tool, then trimmed with a cutter or small utility knife. However, the new BD45000 crimp tool crimps and trims the exposed conductors in one operation. The vertical action of the tool makes a uniform and positive crimp.

PartNo.	ROHS	Description	
300566EZ	<input checked="" type="checkbox"/>	6P6C EZ-RJ12 Plug	RJ12
300568EZ	<input checked="" type="checkbox"/>	8P8C EZ-RJ45 Category 5 Plug	RJ45
300668EZ	<input checked="" type="checkbox"/>	8P8C EZ-RJ45 Category 6 Plug NEW	RJ45
300668SEZ	<input checked="" type="checkbox"/>	8P8C EZ-RJ45 Shielded Category 6 Plug NEW	RJ45
BD45000	-	Crimp and Trim Tool for EZ RJ12, EZ RJ45 Cat 5 & 6	----
BD45000BL	-	Replacement Blades (2 per Pkg) for BD45000 Tool	----
CXB300EZ	-	Cable Boot with Strain Relief (Required for Cat 6)	----
CXB500EZ	-	Cable Boot SNAGLESS Cat 5 (color: clear) NEW	----
CXB600EZ	-	Cable Boot SNAGLESS Cat 6 (color: clear) NEW	----

[Video Demo](#)

[REQUEST QUOTE](#) [REQUEST DRAWING](#)

			
	BD45000 Crimp & Trim Tool	EZ-RJ45 Cat 6 Shielded with SNAGLESS Boot	CXB500/600 Snagless Boot

[Back to Index](#)

Компания «Океан Электроники» предлагает заключение долгосрочных отношений при поставках импортных электронных компонентов на взаимовыгодных условиях!

Наши преимущества:

- Поставка оригинальных импортных электронных компонентов напрямую с производств Америки, Европы и Азии, а так же с крупнейших складов мира;
- Широкая линейка поставок активных и пассивных импортных электронных компонентов (более 30 млн. наименований);
- Поставка сложных, дефицитных, либо снятых с производства позиций;
- Оперативные сроки поставки под заказ (от 5 рабочих дней);
- Экспресс доставка в любую точку России;
- Помощь Конструкторского Отдела и консультации квалифицированных инженеров;
- Техническая поддержка проекта, помощь в подборе аналогов, поставка прототипов;
- Поставка электронных компонентов под контролем ВП;
- Система менеджмента качества сертифицирована по Международному стандарту ISO 9001;
- При необходимости вся продукция военного и аэрокосмического назначения проходит испытания и сертификацию в лаборатории (по согласованию с заказчиком);
- Поставка специализированных компонентов военного и аэрокосмического уровня качества (Xilinx, Altera, Analog Devices, Intersil, Interpoint, Microsemi, Actel, Aeroflex, Peregrine, VPT, Syfer, Eurofarad, Texas Instruments, MS Kennedy, Miteq, Cobham, E2V, MA-COM, Hittite, Mini-Circuits, General Dynamics и др.);

Компания «Океан Электроники» является официальным дистрибьютором и эксклюзивным представителем в России одного из крупнейших производителей разъемов военного и аэрокосмического назначения «JONHON», а так же официальным дистрибьютором и эксклюзивным представителем в России производителя высокотехнологичных и надежных решений для передачи СВЧ сигналов «FORSTAR».



JONHON

«JONHON» (основан в 1970 г.)

Разъемы специального, военного и аэрокосмического назначения:

(Применяются в военной, авиационной, аэрокосмической, морской, железнодорожной, горно- и нефтедобывающей отраслях промышленности)

«FORSTAR» (основан в 1998 г.)

ВЧ соединители, коаксиальные кабели, кабельные сборки и микроволновые компоненты:

(Применяются в телекоммуникациях гражданского и специального назначения, в средствах связи, РЛС, а так же военной, авиационной и аэрокосмической отраслях промышленности).



Телефон: 8 (812) 309-75-97 (многоканальный)

Факс: 8 (812) 320-03-32

Электронная почта: ocean@oceanchips.ru

Web: <http://oceanchips.ru/>

Адрес: 198099, г. Санкт-Петербург, ул. Калинина, д. 2, корп. 4, лит. А