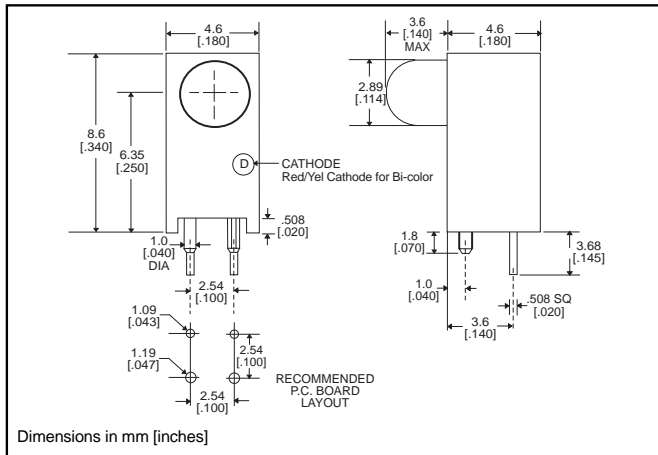


3mm

LED CBI® Circuit Board Indicator .250" High LED Centerline

Dialight

551-xx03



Dimensions in mm [inches]

Standard Polarity shown in drawing: Cathode right

Features

- Multiple CBIs form horizontal LED arrays on 4.7mm (0.185") center-lines
- High Contrast, UL 94 V-0 rated, black housing
- Oxygen index: 31.5%
- Polymer content: PBT, 0.190 g
- Housing stand-offs facilitate PCB cleaning
- Locating pins provide stability during soldering
- Solderability per MIL-STD-202F, method 208F
- LEDs are safe for direct viewing per IEC 825-1, EN-60825-1

Tolerance note: As noted, otherwise:

- LED Protrusion: ± 0.04 mm [± 0.016]
- CBI Housing: ± 0.02 mm [± 0.008]

PART NO.

COLOR

HIGH EFFICIENCY

| | |
|----------|--------|
| 551-0203 | Green |
| 551-0303 | Yellow |
| 551-0403 | Red |
| 551-2503 | Orange |

INTEGRAL RESISTOR, 5 VOLTS

| | |
|----------|--------|
| 551-0503 | Red |
| 551-0603 | Green |
| 551-0703 | Yellow |

LOW CURRENT

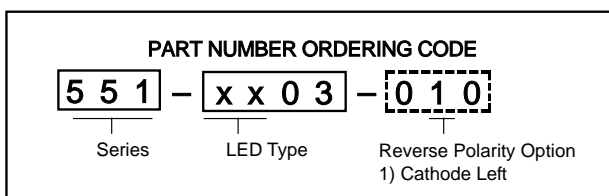
| | |
|----------|--------|
| 551-1103 | Red |
| 551-1203 | Yellow |
| 551-1303 | Green |

BI-COLOR

| | |
|----------|--------------|
| 551-3003 | Red/Green |
| 551-3103 | Yellow/Green |

To order any of the 551-xx03 part numbers with Reverse Polarity (Cathode Left), please add -010 to the part numbers shown above.

4



-010 Ordering Code Suffix required ONLY for Reverse Polarity Option

Typical Operating Characteristics ($T_A=25^\circ\text{C}$)

See LED data sheet for additional information
See page 4-70 and 4-71 for Reference Only LED Drive Circuit Examples. See page 4-72 for Pin Out

HIGH EFFICIENCY

| Part Number | Color | Peak Wavelength nm | I_V mcd | V_F Volts | Test Current (mA) | Viewing Angle $2\theta_{\%}$ | LED Data sheet | Page # |
|-------------|--------|--------------------|-----------|-------------|-------------------|------------------------------|----------------|--------|
| 551-0203 | Green | 563 | 16 | 2.1 | 10 | 45° | 521-9408 | 4-64 |
| 551-0303 | Yellow | 585 | 6.3 | 2.1 | 10 | 45° | 521-9428 | 4-64 |
| 551-0403 | Red | 650 | 10 | 2 | 10 | 45° | 521-9427 | 4-64 |
| 551-2503 | Orange | 600 | 7 | 2.2 | 10 | 60° | 521-9498 | 4-58 |

INTEGRAL RESISTOR, 5 VOLTS

| Part Number | Color | Peak Wavelength nm | I_V mcd | Test Voltage | Forward Current (mA) | Viewing Angle $2\theta_{\%}$ | LED Data sheet | Page # |
|-------------|--------|--------------------|-----------|--------------|----------------------|------------------------------|----------------|--------|
| 551-0503 | Red | 635 | 29 | 5 | 10 | 60° | 521-9215 | 4-59 |
| 551-0603 | Green | 565 | 19 | 5 | 10 | 60° | 521-9323 | 4-59 |
| 551-0703 | Yellow | 585 | 12.6 | 5 | 10 | 60° | 521-9322 | 4-59 |

LOW CURRENT

| Part Number | Color | Peak Wavelength nm | I_V mcd | V_F Volts | Test Current (mA) | Viewing Angle $2\theta_{\%}$ | LED Data sheet | Page # |
|-------------|--------|--------------------|-----------|-------------|-------------------|------------------------------|----------------|--------|
| 551-1103 | Red | 635 | 1.6 | 1.7 | 2 | 60° | 521-9324 | 4-60 |
| 551-1203 | Yellow | 585 | 1.6 | 1.8 | 2 | 60° | 521-9325 | 4-60 |
| 551-1303 | Green | 565 | 1.6 | 1.9 | 2 | 60° | 521-9326 | 4-60 |

BI-COLOR

| Part Number | Color | Peak Wavelength nm | I_V mcd | V_F Volts | Test Current (mA) | Viewing Angle $2\theta_{\%}$ | LED Data sheet | Page # |
|-------------|--------------|--------------------|-----------|-------------|-------------------|------------------------------|----------------|--------|
| 551-3003 | Red/Green | 635/565 | 4.7/10 | 2/2.1 | 10 | 50° | 521-9459 | 4-63 |
| 551-3103 | Yellow/Green | 585/565 | 4.3/6.3 | 2.1*/2.1* | 10 | 80° | 521-9478 | 4-62 |

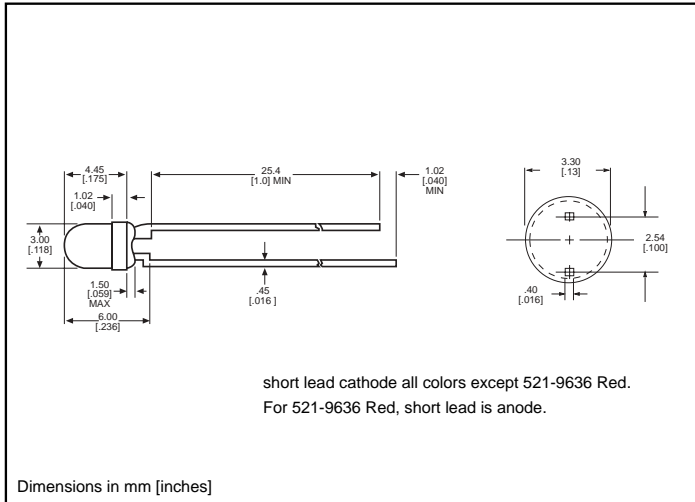
* $I_F = 20\text{mA}$



3mm Discrete LED
High Efficiency
Diffused



521-9210, -9211, -9216, -9498, -9636



PART NO. COLOR

- 521-9210 Green
- 521-9211 Yellow
- 521-9216 Red
- 521-9498 Orange
- 521-9636 Red



MOUNTING CLIP: 515-0006
 located on page 4-65

| ABSOLUTE MAXIMUM RATINGS (T _A =25°C) | Green -9210 | Yellow -9211 | Red -9216 | Orange -9498 | Red -9636 |
|--|------------------------------------|------------------------|---------------------|------------------------|---------------------|
| Power Dissipation (mW) | 100 | 60 | 100 | 135 | 100 |
| Forward Current (mA) | 30 | 20 | 30 | 25 | 40 |
| Derating (mA/°C) From 50°C 1 from 25°C | .4 | .25 | .4 | .5 | .5 ¹ |
| Operating Temperature (°C) | -55/+100 | -55/+100 | -55/+100 | -55/+100 | -55/+100 |
| Storage Temperature (°C) | -55/+100 | -55/+100 | -55/+100 | -55/+100 | -55/+100 |
| Soldering Temperature | 260°C, 5 seconds, 1.6 mm from body | | | | |

Solder Adherence per MIL-STD-202E, Method 208C

| OPERATING CHARACTERISTICS (T _A =25°C) | | Green -9210 | Yellow -9211 | Red -9216 | Orange -9498 | Red -9636 |
|---|---|-----------------------|------------------------|---------------------|------------------------|---------------------|
| Luminous Intensity (mcd) | Min. | 4.7 | 7.4 | 7.4 | 3.4 | 8.7 ¹ |
| | I _F =10mA 1 I _F =20mA | Typical | 12.6 | 10 | 10 | 7 |
| Peak Wavelength (nm) | Typical | 565 | 585 | 635 | 600 | 660 |
| Viewing Angle (2θ °) | Typical | 60° | 60° | 60° | 60° | 60° |
| Forward Voltage (V) | Typical | 2.1 ¹ | 2.1 ¹ | 2 ¹ | 2.2 | 1.8 ¹ |
| | I _F =10mA 1 I _F =20mA | Max. | 2.8 ¹ | 2.8 ¹ | 2.8 ¹ | 3 |
| Reverse Voltage (V), I _R =100µA | Max. | 5 | 5 | 5 | 5 | 4 |

¹ is the off axis angle at which the luminous intensity is half the axial luminous intensity

**3mm Discrete LED
Integral Resistor, 5V
Diffused**

Dialight

521-9215, -9322, -9323



| PART NO. | COLOR |
|----------|--------|
| 521-9215 | Red |
| 521-9322 | Yellow |
| 521-9323 | Green |

MOUNTING CLIP: 515-0006
located on page 4-65

| ABSOLUTE MAXIMUM RATINGS ($T_A=25^\circ\text{C}$) | Red | Yellow | Green |
|--|--|--------------|--------------|
| | -9215 | -9322 | -9323 |
| Forward Voltage (V) | 7.5 | 7.5 | 7.5 |
| Derating ($V/^\circ\text{C}$) From 50°C | .086 | .086 | .071 |
| Operating Temperature ($^\circ\text{C}$) | -40/+85 | -40/+85 | -20/+85 |
| Storage Temperature ($^\circ\text{C}$) | -55/+100 | -55/+100 | -55/+100 |
| Soldering Temperature | 260 $^\circ\text{C}$, 5 seconds, 1.6 mm from case | | |

Solder Adherence per MIL-STD-202E, Method 208C

| OPERATING CHARACTERISTICS ($T_A=25^\circ\text{C}$) | | Red | Yellow | Green |
|---|---------|--------------|--------------|--------------|
| | | -9215 | -9322 | -9323 |
| Luminous Intensity (mcd) | Min. | 8.7 | 3.7 | 5.6 |
| | Typical | 29 | 12.6 | 19 |
| Peak Wavelength (nm) | Typical | 635 | 585 | 565 |
| Viewing Angle ($2\theta_{1/2}$) | Typical | 60 $^\circ$ | 60 $^\circ$ | 60 $^\circ$ |
| Forward Current (mA) | Typical | 10 | 10 | 10 |
| | Max. | 20 | 20 | 20 |
| Reverse Voltage (V), $I_R=100\mu\text{A}$ | Min. | 5 | 5 | 5 |

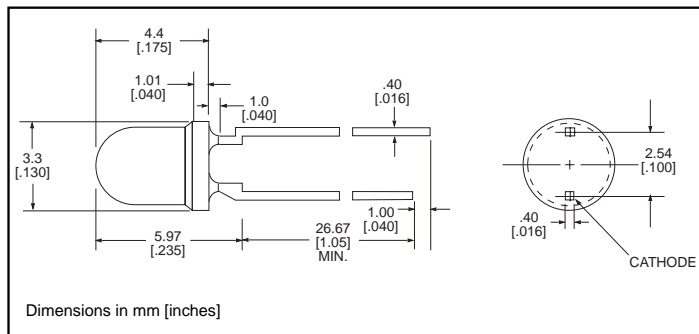
$\theta_{1/2}$ is the off axis angle at which the luminous intensity is half the axial luminous intensity

4

3mm Discrete LED
Low Current
Diffused

Dialight

521-9324, -9325, -9326



PART NO. **COLOR**

| | |
|----------|--------|
| 521-9324 | Red |
| 521-9325 | Yellow |
| 521-9326 | Green |

MOUNTING CLIP: 515-0006
 located on page 4-65

ABSOLUTE MAXIMUM RATINGS ($T_A=25^\circ\text{C}$)

| | Red -9324 | Yellow -9325 | Green -9326 |
|---|------------------------------------|------------------------|-----------------------|
| Power Dissipation (mW) | 20 | 20 | 20 |
| Forward Current (mA) | 7 | 7 | 7 |
| Derating (mA/°C) From 90°C | .7 | .7 | .7 |
| Peak Current (mA) Pulse width = 10 μs | 500 | 500 | 500 |
| Operating Temperature (°C) | -55/+100 | -55/+100 | -55/+100 |
| Storage Temperature (°C) | -55/+100 | -55/+100 | -55/+100 |
| Soldering Temperature | 260°C, 5 seconds, 1.6 mm from case | | |

Solder Adherence per MIL-STD-202E, Method 208C

OPERATING CHARACTERISTICS ($T_A=25^\circ\text{C}$)

| | | Red -9324 | Yellow -9325 | Green -9326 |
|--|---------|---------------------|------------------------|-----------------------|
| Luminous Intensity (mcd) $I_F=2\text{mA}$ | Min. | 1 | 1 | 1 |
| | Typical | 1.6 | 1.6 | 1.6 |
| Peak Wavelength (nm) λ Peak | Typical | 635 | 585 | 565 |
| Viewing Angle (2θ °) | Typical | 60° | 60° | 60° |
| Forward Voltage (V) $I_F=2\text{mA}$ | Typical | 1.7 | 1.8 | 1.9 |
| | Max. | 2.2 | 2.7 | 2.2 |
| Reverse Voltage (V), $I_R=50\mu\text{A}$ | Min. | 5 | 5 | 5 |

θ is the off axis angle at which the luminous intensity is half the axial luminous intensity

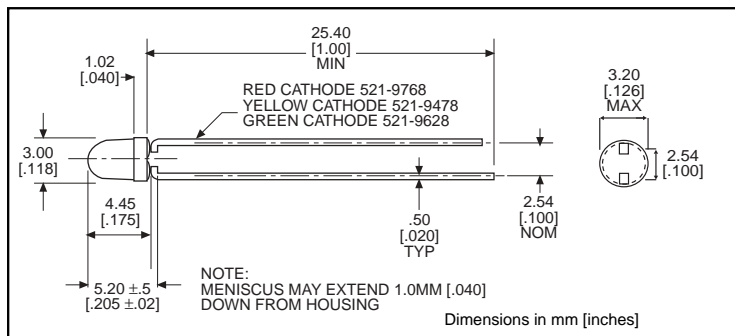
3mm Discrete LED

Bi-Color

Non-Tinted, Diffused



521-9478, -9628, -9768



| PART NO. | COLOR |
|----------|--------------|
| 521-9478 | Yellow/Green |
| 521-9628 | Red/Green |
| 521-9768 | Red/Yellow |

MOUNTING CLIP: 515-0006
located on page 4-65

| ABSOLUTE MAXIMUM RATINGS ($T_A=25^\circ\text{C}$) | Yellow/Green -9478 | Red/Green -9628 | Red/Yellow -9768 |
|--|-------------------------------------|---------------------------|-----------------------------------|
| Power Dissipation (mW) | 60/100 | 140/100 | 100/60 |
| Forward Current (mA) | 20/30 | 40/30 | 30/20 |
| Derating (mA/°C) From 25°C From 50°C | .25 ¹ /.40 ¹ | .5/.4 | .4 ¹ /.25 ¹ |
| Peak Current (mA) Pulse width = 10µs | 80/120 | 200/120 | 120/80 |
| Operating Temperature (°C) | -55/+100 | -55/+100 | -55/+100 |
| Storage Temperature (°C) | -55/+100 | -55/+100 | -55/+100 |
| Soldering Temperature | 260°C, 5 seconds, 1.66 mm from case | | |

Solder Adherence per MIL-STD-202E, Method 208C

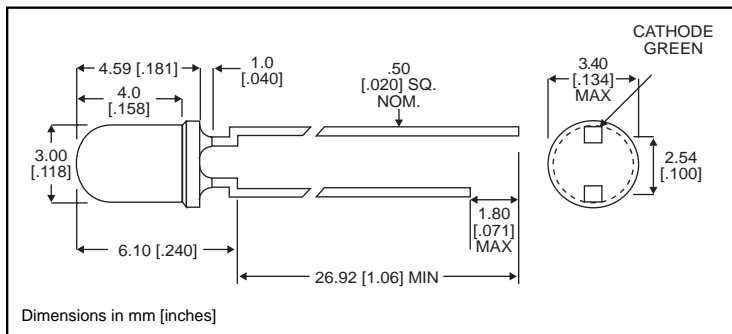
| OPERATING CHARACTERISTICS ($T_A=25^\circ\text{C}$) | | Yellow/Green -9478 | Red/Green -9628 | Red/Yellow -9768 |
|---|---------|------------------------------|---------------------------|----------------------------|
| Luminous Intensity (mcd) | Min. | 2.5/2.5 | 3.7*/1.1* | 1.7*/1.7* |
| | Typical | 4.3/6.3 | 12.6*/3.7* | 5.6*/5.6* |
| Peak Wavelength (nm) | Typical | 585/565 | 660/565 | 630/585 |
| Viewing Angle (2θ) | Typical | 80° | 200° | 80° |
| Forward Voltage (V) | Typical | 2.1/2.1 | 1.8/2.1 | 2/2.1 |
| | Max. | 2.8/2.8 | 2.4/2.8 | 2.8/2.8 |
| Reverse Voltage (V) $I_R=100\mu\text{a}$ | Min. | 5 | 5 | 5 |

θ is the off axis angle at which the luminous intensity is half the axial luminous intensity

3mm Discrete LED Bi-Color Non-Tinted, Diffused

Dialight

521-9459



PART NO.

521-9459

COLOR

Red/Green

MOUNTING CLIP: 515-0006

located on page 4-65

4

ABSOLUTE MAXIMUM RATINGS (T_A=25°C)

Red/Green
-9459

| | |
|----------------------------|------------------------------------|
| Power Dissipation (mW) | 140 |
| Forward Current (mA) | 45 |
| Derating (mA/°C) From 25°C | .6 |
| Peak Current (mA) | 1000 |
| Pulse width = 10μs | |
| Operating Temperature (°C) | -55/+100 |
| Storage Temperature (°C) | -55/+100 |
| Soldering Temperature | 260°C, 5 seconds, 1.6 mm from case |

Solder Adherence per MIL-STD-202E, Method 208C

OPERATING CHARACTERISTICS (T_A=25°C)

Red/Green
-9459

| | | |
|------------------------------------|---------|---------|
| Luminous Intensity (mcd) | Min. | 2.5/3.7 |
| I _F =10mA | Typical | 4.7/10 |
| Peak Wavelength (nm) | Typical | 635/565 |
| λ Peak | | |
| Viewing Angle (2Θ _{1/2}) | Typical | 50° |
| Forward Voltage (V) | Typical | 2/2.1 |
| I _F =10mA | Max. | 2.8/2.8 |

Θ_{1/2} is the off axis angle at which the luminous intensity is half the axial luminous intensity

3mm Discrete LED High Efficiency Diffused

Dialight

521-94xx



| TYPE | COLOR |
|----------|--------|
| 521-9408 | Green |
| 521-9427 | Red |
| 521-9428 | Yellow |

MOUNTING CLIP: 515-0006
located on page 4-65

ABSOLUTE MAXIMUM RATINGS (T_A=25°C)

| | Green -9408 | Red -9427 | Yellow -9428 |
|----------------------------|------------------------------------|---------------------|------------------------|
| Power Dissipation (mW) | 75 | 60 | 60 |
| Forward Current (mA) | 25 | 20 | 20 |
| Derating (mA/°C) From 50°C | .5 | .5 | .5 |
| Peak Current (mA) | 60 | 60 | 60 |
| Operating Temperature (°C) | -25/+85 | -25/+85 | -25/+85 |
| Storage Temperature (°C) | -30/+100 | -30/+100 | -30/+100 |
| Soldering Temperature | 260°C, 5 seconds, 1.6 mm from case | | |

Solder Adherence per MIL-STD-202E, Method 208C

OPERATING CHARACTERISTICS (T_A=25°C)

| | | Green -9408 | Red -9427 | Yellow -9428 |
|---|---------|-----------------------|---------------------|------------------------|
| Luminous Intensity (mcd) | Min. | 5.6 | 3.6 | 2.2 |
| | Typical | 16 | 10 | 6.3 |
| Peak Wavelength (nm) | Typical | 563 | 650 | 585 |
| Viewing Angle (2θ ^{1/2}) | Typical | 45° | 45° | 45° |
| Forward Voltage (V) | Typical | 2.1 | 2 | 2.1 |
| | Max. | 3 | 3 | 3 |
| Reverse Voltage (V), I _R =10μA | Min. | 3 | 3 | 3 |

θ^{1/2} is the off axis angle at which the luminous intensity is half the axial luminous intensity

Компания «Океан Электроники» предлагает заключение долгосрочных отношений при поставках импортных электронных компонентов на взаимовыгодных условиях!

Наши преимущества:

- Поставка оригинальных импортных электронных компонентов напрямую с производств Америки, Европы и Азии, а так же с крупнейших складов мира;
- Широкая линейка поставок активных и пассивных импортных электронных компонентов (более 30 млн. наименований);
- Поставка сложных, дефицитных, либо снятых с производства позиций;
- Оперативные сроки поставки под заказ (от 5 рабочих дней);
- Экспресс доставка в любую точку России;
- Помощь Конструкторского Отдела и консультации квалифицированных инженеров;
- Техническая поддержка проекта, помощь в подборе аналогов, поставка прототипов;
- Поставка электронных компонентов под контролем ВП;
- Система менеджмента качества сертифицирована по Международному стандарту ISO 9001;
- При необходимости вся продукция военного и аэрокосмического назначения проходит испытания и сертификацию в лаборатории (по согласованию с заказчиком);
- Поставка специализированных компонентов военного и аэрокосмического уровня качества (Xilinx, Altera, Analog Devices, Intersil, Interpoint, Microsemi, Actel, Aeroflex, Peregrine, VPT, Syfer, Eurofarad, Texas Instruments, MS Kennedy, Miteq, Cobham, E2V, MA-COM, Hittite, Mini-Circuits, General Dynamics и др.);

Компания «Океан Электроники» является официальным дистрибьютором и эксклюзивным представителем в России одного из крупнейших производителей разъемов военного и аэрокосмического назначения «JONHON», а так же официальным дистрибьютором и эксклюзивным представителем в России производителя высокотехнологичных и надежных решений для передачи СВЧ сигналов «FORSTAR».



JONHON

«JONHON» (основан в 1970 г.)

Разъемы специального, военного и аэрокосмического назначения:

(Применяются в военной, авиационной, аэрокосмической, морской, железнодорожной, горно- и нефтедобывающей отраслях промышленности)

«FORSTAR» (основан в 1998 г.)

ВЧ соединители, коаксиальные кабели, кабельные сборки и микроволновые компоненты:

(Применяются в телекоммуникациях гражданского и специального назначения, в средствах связи, РЛС, а так же военной, авиационной и аэрокосмической отраслях промышленности).



Телефон: 8 (812) 309-75-97 (многоканальный)

Факс: 8 (812) 320-03-32

Электронная почта: ocean@oceanchips.ru

Web: <http://oceanchips.ru/>

Адрес: 198099, г. Санкт-Петербург, ул. Калинина, д. 2, корп. 4, лит. А