

Ultra High Precision Bulk Metal® Z-Foil Surface Mount Voltage Divider, TCR Tracking of $< 0.1 \text{ ppm}/^\circ\text{C}$, PCR of $\pm 5 \text{ ppm}$ at Rated Power and Stability of $\pm 0.005 \%$ (50 ppm)



INTRODUCTION

Bulk Metal® Z-Foil technology out-performs all other resistor technologies available today for applications that require ultra-high precision and ultra-high stability.

The Z-Foil technology provides a significant reduction of the resistive element's sensitivity to ambient temperature variations (TCR) and to self heating when power is applied (power coefficient).

The DSMZ offers low TCR (both absolute and tracking), low PCR, excellent load life stability, tight tolerance match, excellent ratio stability, low thermal EMF, and low current noise - all in one package.

The DSMZ surface mount divider provides a matched pair of Bulk Metal® Z-Foil resistors in a small epoxy molded package. The electrical specification of this integrated construction offers improved performance and better real estate utilization over discrete resistors and matched pairs.

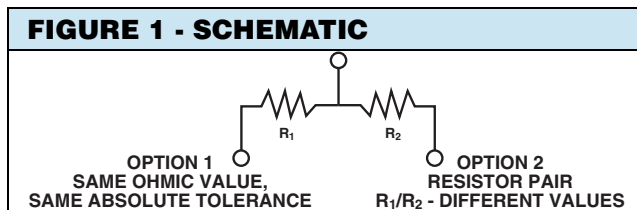
Our application engineering department is available to advise and make recommendations. For non-standard technical requirements and special applications, please contact us.

TABLE 1 - RESISTANCE VALUES AND TOLERANCES (1)	
RESISTANCE VALUES	100 Ω to 10 k Ω per resistor (2)
ABSOLUTE TOLERANCE EACH RESISTOR	$\pm 0.02 \%$, $\pm 0.05 \%$, $\pm 0.1 \%$
RESISTANCE TOLERANCE MATCH	0.01 %, 0.02 %, 0.05 %
TCR	Absolute: (typical and maximum spread): $\pm 0.2 \pm 2.0 \text{ ppm}/^\circ\text{C}$ Tracking: (maximum) For $R_1/R_2 = 1$ 0.5 $\text{ppm}/^\circ\text{C}$ For $1 < R_1/R_2 \leq 10$ 1.0 $\text{ppm}/^\circ\text{C}$ For $10 < R_1/R_2 \leq 100$ 2.0 $\text{ppm}/^\circ\text{C}$
- 55 $^\circ\text{C}$ to + 125 $^\circ\text{C}$ (+ 25 $^\circ\text{C}$ reference)	

Notes

(1) Tighter performances are available

(2) 100 Ω to 12 k Ω per resistor available in DSM



* Pb containing terminations are not RoHS compliant, exemptions may apply

FEATURES

- Temperature coefficient of resistance (TCR):
Absolute: $\pm 0.05 \text{ ppm}/^\circ\text{C}$ typ. (0 $^\circ\text{C}$ to + 60 $^\circ\text{C}$)
 $\pm 0.2 \text{ ppm}/^\circ\text{C}$ typ. (- 55 $^\circ\text{C}$ to + 125 $^\circ\text{C}$, + 25 $^\circ\text{C}$ Ref.)
Tracking: 0.1 $\text{ppm}/^\circ\text{C}$ typical
- Power coefficient tracking
"ΔR due to self heating": $\pm 5 \text{ ppm}$ at rated power
- Power rating at 70 $^\circ\text{C}$: entire package: 0.1 W,
each resistor: 0.05 W
- Tolerance: absolute: $\pm 0.02 \%$; match: 0.01 %
- Ratio stability: 0.005 % (0.05 W at 70 $^\circ\text{C}$, 2000 h)
- Resistance range: 100 Ω to 10 k Ω per resistor
- Large variety of resistance ratios: 1:100
- Foil resistors are not restricted to standard values/ ratios; specific "as required" values/ratios can be supplied at no extra cost or delivery (e.g. 1K234/2K345 vs. 1K/2K)
- Electrostatic discharge (ESD) up to 25 000 V
- Short time overload $\leq 0.005 \%$
- Non-inductive, non-capacitive design
- Rise time: 1 ns effectively no ringing
- Current noise: $< -40 \text{ dB}$
- Thermal EMF: 0.05 $\mu\text{V}/^\circ\text{C}$ typical
- Voltage Coefficient: $< 0.1 \text{ ppm}/\text{V}$
- Non Inductive: $< 0.08 \mu\text{H}$
- Non Hot Spot Design
- Terminals: silver coated copper alloy
- Compliant to RoHS directive 2002/95/EC
- Prototype quantities available in just 5 working days or sooner. For more information, please contact foil@vishaypg.com
- For better performances, please contact application engineering



RoHS*
COMPLIANT

APPLICATIONS

- Instrumentation amplifiers
- Bridge networks
- Differential amplifiers
- Ratio arms in bridge circuits
- Medical and test equipment
- Military
- Airborne etc.

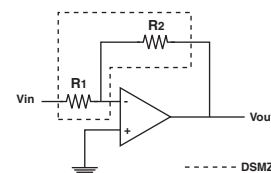


FIGURE 2 - POWER DERATING CURVE

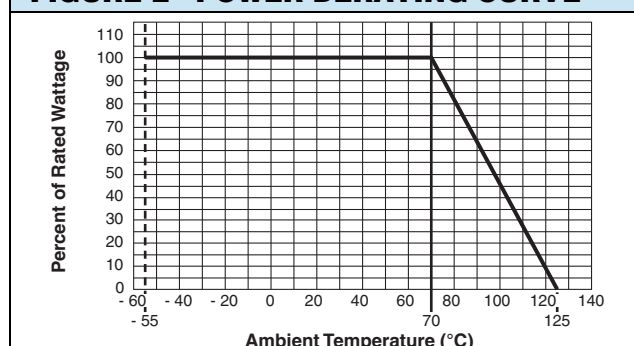


FIGURE 3 - TRIMMING TO VALUES
(Conceptual Illustration)

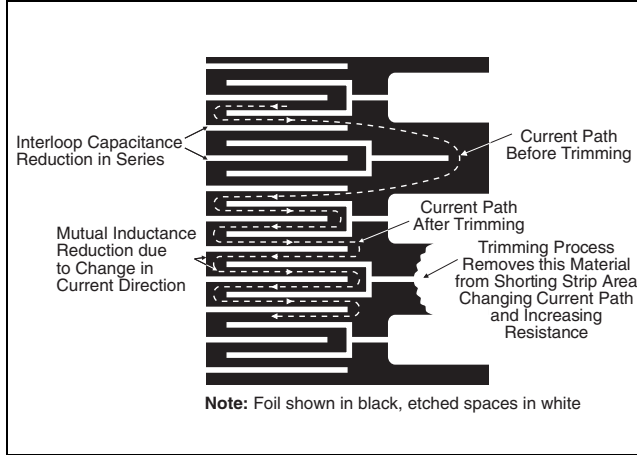


FIGURE 4 - TYPICAL RESISTANCE/TEMPERATURE CURVE
(For more details, see table 1)

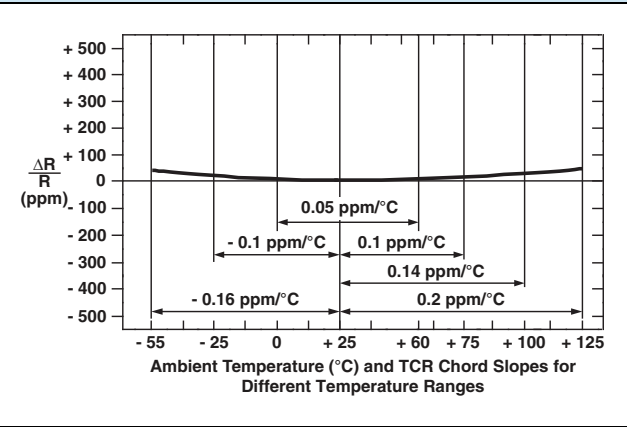
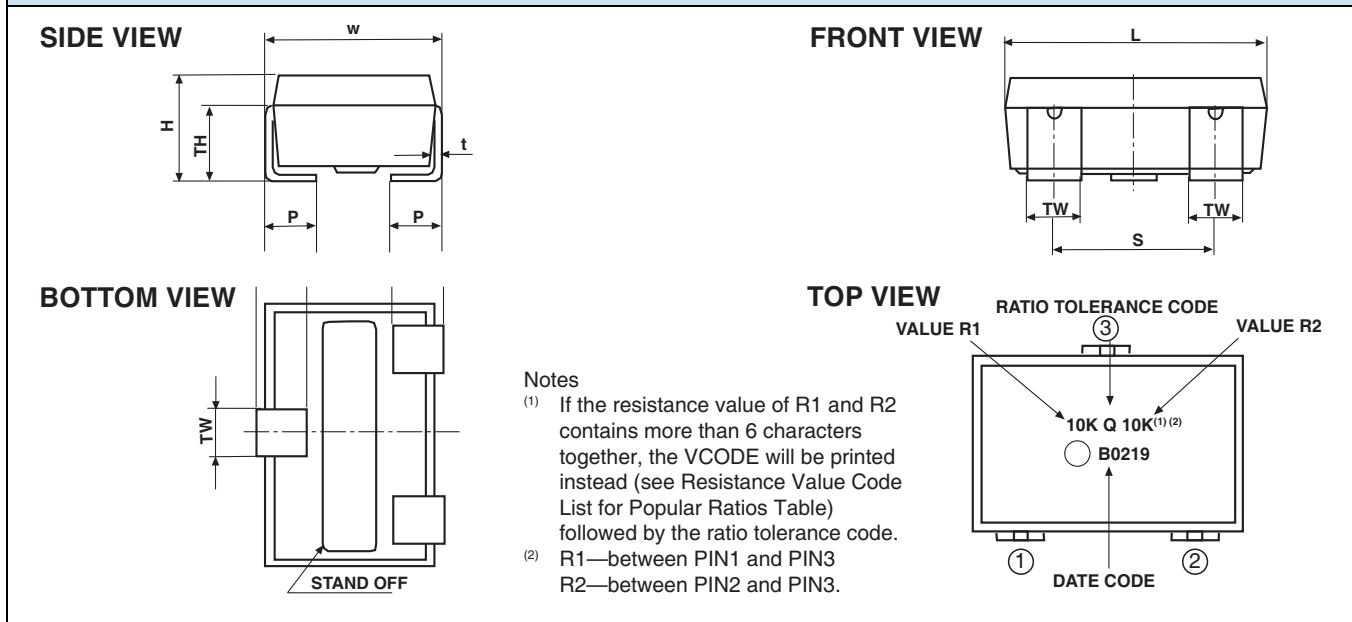


FIGURE 5 - DIMENSIONS AND IMPRINTING



DIMENSIONS	L	W	H	P	TW	TH	S	t
INCHES	0.160 ± 0.008	0.106 ± 0.008	0.063 ± 0.008	0.031 ± 0.005	0.031 ± 0.004	0.043 ± 0.008	0.100 ± 0.008	0.005 ± 0.002
MILLIMETERS	4.06 ± 0.20	2.69 ± 0.20	1.60 ± 0.20	0.79 ± 0.13	0.79 ± 0.10	1.09 ± 0.20	2.54 ± 0.20	0.13 ± 0.05

FIGURE 6 - RECOMMENDED LAND PATTERN

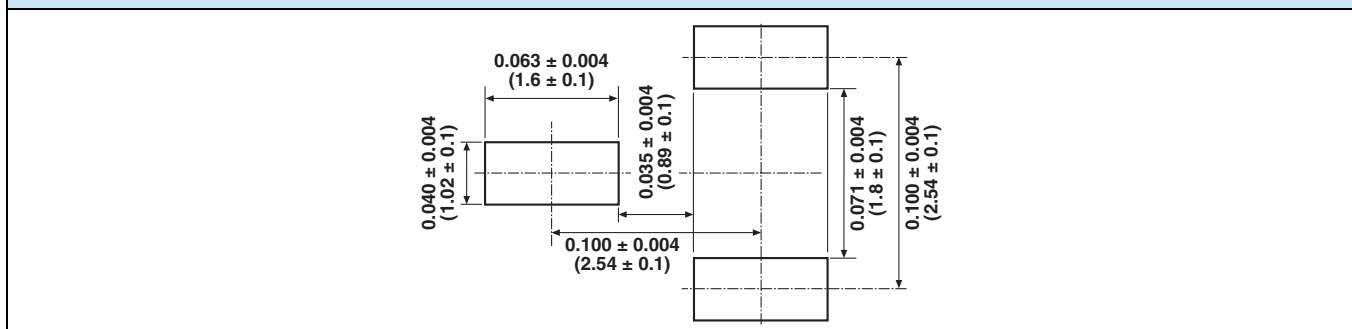
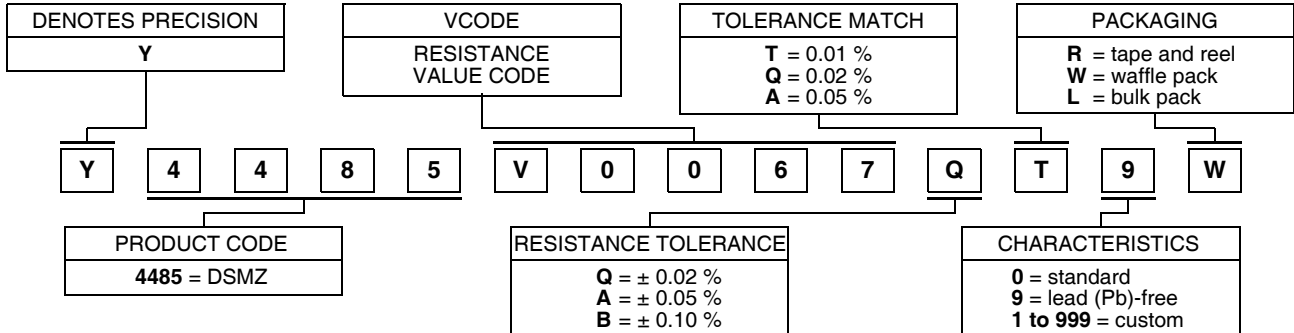


TABLE 2 - PERFORMANCE SPECIFICATIONS (Test Method Per MIL-PRF-914)

SPECIFICATIONS	TYPICAL LIMITS
Power rating at 70 °C	Entire package: 0.1 W Each resistor: 0.05 W
Maximum Working Voltage (each resistor)	25 V
Working Temperature Range	- 65 °C to + 125 °C
Thermal Shock 25 x (- 65 °C to + 125 °C)	$\Delta R = 0.01\%$ (100 ppm) $\Delta \text{Ratio} = 0.005\%$ (50 ppm)
Thermal Shock 5 x (- 65 °C to + 125 °C) and Power Conditioning 1.5 rated power at 25 °C, 100 hours	$\Delta R = 0.015\%$ (150 ppm) $\Delta \text{Ratio} = 0.01\%$ (100 ppm)
DWV atmospheric pressure, 200 V (A.C.), 1 minute	Successfully passed
Insulation Resistance 100 V (D.C.), 1 minute	$> 10^4 \text{ M}\Omega$
Resistance to Soldering Heat	$\Delta R = 0.01\%$ (100 ppm) $\Delta \text{Ratio} = 0.005\%$ (50 ppm)
Moisture Resistance + 65 °C to - 10 °C; 90 % to 98 % RH; 0.1 x rated power, 240 hours	$\Delta R = 0.02\%$ (200 ppm) $\Delta \text{Ratio} = 0.005\%$ (50 ppm)
Shock (Specified Pulse) 100 G	$\Delta R = 0.005\%$ (50 ppm) $\Delta \text{Ratio} = 0.0025\%$ (25 ppm)
Vibration, High Frequency (10 Hz - 2000 Hz), 20 G	$\Delta R = 0.01\%$ (100 ppm) $\Delta \text{Ratio} = 0.005\%$ (50 ppm)
High Temperature Exposure 100 hours at 125 °C	$\Delta R = 0.01\%$ (100 ppm) $\Delta \text{Ratio} = 0.005\%$ (50 ppm)
Low Temperature Storage 24 hours at - 65 °C	$\Delta R = 0.005\%$ (50 ppm) $\Delta \text{Ratio} = 0.005\%$ (50 ppm)
Load Life Stability 2000 hours at + 70 °C; rated power	$\Delta R = 0.005\%$ (50 ppm) $\Delta \text{Ratio} = 0.005\%$ (50 ppm)
Short Time Overload 6.25 x Rated Power; 5 seconds	$\Delta R = 0.005\%$ (50 ppm) $\Delta \text{Ratio} = 0.0025\%$ (25 ppm)
Low Temperature Operation	$\Delta R = 0.005\%$ (50 ppm) $\Delta \text{Ratio} = 0.0025\%$ (25 ppm)
Weight	0.04 g

TABLE 3 - GLOBAL PART NUMBER INFORMATION (1)
NEW GLOBAL PART NUMBER: Y4485V0067QT9W (preferred part number format)


FOR EXAMPLE: ABOVE GLOBAL ORDER Y4485 V0067 Q T 9 W:

 TYPE: DSMZ
 VALUES: 10K/400R
 ABSOLUTE TOLERANCE: ± 0.02 %
 TOLERANCE MATCH: 0.01 %
 TERMINATION: lead (Pb)-free
 PACKAGING: waffle pack

HISTORICAL PART NUMBER: DSMZ 10K 400R TCR0.2 Q T S W (will continue to be used)

DSMZ	10K 400R	TCR0.2	Q	T	S	W
MODEL	OHMIC VALUE R₁ = 10 kΩ R₂ = 400 Ω	TCR CHARACTERISTIC	ABSOLUTE TOLERANCE Q = ± 0.02 % A = ± 0.05 % B = ± 0.10 %	TOLERANCE MATCH T = 0.01 % Q = 0.02 % A = 0.05 %	TERMINATION S = lead (Pb)-free B = tin/lead	PACKAGING T = tape and reel W = waffle pack B = bulk pack

Note

(1) For non-standard requests or additional values, please contact application engineering.

TABLE 4 - RESISTANCE VALUE CODE LIST FOR POPULAR RATIOS (1)

VCODES	R1/R2 RATIO	R1	R2	VCODES	R1/R2 RATIO	R1	R2	
V0052	100	10K	100R	V0080	2.5	1K	400R	
V0065	50	10K	200R	V0081		500R	200R	
V0066		5K	100R	V0082	2	10K	5K	
V0067	25	10K	400R	V0083		2K	1K	
V0068		5K	200R	V0084		1K	500R	
V0069	20	10K	500R	V0085		400R	200R	
V0070		2K	100R	V0086	200R	100R		
V0071	10	10K	1K	V0087	1.25	500R	400R	
V0072		2K	200R	V0001	1	10K	10K	
V0073		1K	100R			V0002	5K	5K
V0074	5	5K	1K			V0059	2K	2K
V0075		2K	400R			V0004	1K	1K
V0076		1K	200R			V0091	500R	500R
V0077		500R	100R			V0090	400R	400R
V0246	4	10K	2K5			V0089	200R	200R
V0078		2K	500R	V0088	100R	100R		
V0079		400R	100R					

Note

(1) Other values available upon request.

Disclaimer

ALL PRODUCTS, PRODUCT SPECIFICATIONS AND DATA ARE SUBJECT TO CHANGE WITHOUT NOTICE.

Vishay Precision Group, Inc., its affiliates, agents, and employees, and all persons acting on its or their behalf (collectively, "Vishay Precision Group"), disclaim any and all liability for any errors, inaccuracies or incompleteness contained herein or in any other disclosure relating to any product.

The product specifications do not expand or otherwise modify Vishay Precision Group's terms and conditions of purchase, including but not limited to, the warranty expressed therein.

Vishay Precision Group makes no warranty, representation or guarantee other than as set forth in the terms and conditions of purchase. **To the maximum extent permitted by applicable law, Vishay Precision Group disclaims (i) any and all liability arising out of the application or use of any product, (ii) any and all liability, including without limitation special, consequential or incidental damages, and (iii) any and all implied warranties, including warranties of fitness for particular purpose, non-infringement and merchantability.**

Information provided in datasheets and/or specifications may vary from actual results in different applications and performance may vary over time. Statements regarding the suitability of products for certain types of applications are based on Vishay Precision Group's knowledge of typical requirements that are often placed on Vishay Precision Group products. It is the customer's responsibility to validate that a particular product with the properties described in the product specification is suitable for use in a particular application.

No license, express, implied, or otherwise, to any intellectual property rights is granted by this document, or by any conduct of Vishay Precision Group.

The products shown herein are not designed for use in life-saving or life-sustaining applications unless otherwise expressly indicated. Customers using or selling Vishay Precision Group products not expressly indicated for use in such applications do so entirely at their own risk and agree to fully indemnify Vishay Precision Group for any damages arising or resulting from such use or sale. Please contact authorized Vishay Precision Group personnel to obtain written terms and conditions regarding products designed for such applications.

Product names and markings noted herein may be trademarks of their respective owners.

Компания «Океан Электроники» предлагает заключение долгосрочных отношений при поставках импортных электронных компонентов на взаимовыгодных условиях!

Наши преимущества:

- Поставка оригинальных импортных электронных компонентов напрямую с производств Америки, Европы и Азии, а так же с крупнейших складов мира;
- Широкая линейка поставок активных и пассивных импортных электронных компонентов (более 30 млн. наименований);
- Поставка сложных, дефицитных, либо снятых с производства позиций;
- Оперативные сроки поставки под заказ (от 5 рабочих дней);
- Экспресс доставка в любую точку России;
- Помощь Конструкторского Отдела и консультации квалифицированных инженеров;
- Техническая поддержка проекта, помощь в подборе аналогов, поставка прототипов;
- Поставка электронных компонентов под контролем ВП;
- Система менеджмента качества сертифицирована по Международному стандарту ISO 9001;
- При необходимости вся продукция военного и аэрокосмического назначения проходит испытания и сертификацию в лаборатории (по согласованию с заказчиком);
- Поставка специализированных компонентов военного и аэрокосмического уровня качества (Xilinx, Altera, Analog Devices, Intersil, Interpoint, Microsemi, Actel, Aeroflex, Peregrine, VPT, Syfer, Eurofarad, Texas Instruments, MS Kennedy, Miteq, Cobham, E2V, MA-COM, Hittite, Mini-Circuits, General Dynamics и др.);

Компания «Океан Электроники» является официальным дистрибьютором и эксклюзивным представителем в России одного из крупнейших производителей разъемов военного и аэрокосмического назначения «JONHON», а так же официальным дистрибьютором и эксклюзивным представителем в России производителя высокотехнологичных и надежных решений для передачи СВЧ сигналов «FORSTAR».



JONHON

«JONHON» (основан в 1970 г.)

Разъемы специального, военного и аэрокосмического назначения:

(Применяются в военной, авиационной, аэрокосмической, морской, железнодорожной, горно- и нефтедобывающей отраслях промышленности)

«FORSTAR» (основан в 1998 г.)

ВЧ соединители, коаксиальные кабели, кабельные сборки и микроволновые компоненты:

(Применяются в телекоммуникациях гражданского и специального назначения, в средствах связи, РЛС, а так же военной, авиационной и аэрокосмической отраслях промышленности).



Телефон: 8 (812) 309-75-97 (многоканальный)

Факс: 8 (812) 320-03-32

Электронная почта: ocean@oceanchips.ru

Web: <http://oceanchips.ru/>

Адрес: 198099, г. Санкт-Петербург, ул. Калинина, д. 2, корп. 4, лит. А