

# Multilayer Balun Transformers

For GSM900 Tx & Rx

## HHM Series

Type:            **HHM1515B2 (2.0×1.25×0.95mm)**  
                     **HHM1522B1 (2.0×1.25×0.95mm)**  
                     **HHM1523C1 (2.0×1.25×0.95mm)**  
                     **HHM1524B1 (2.0×1.25×0.95mm)**

Issue date:     December 2010

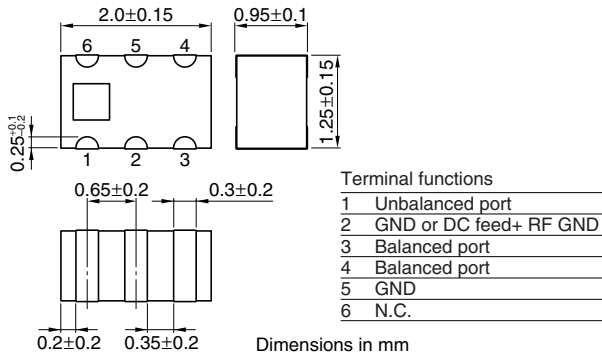
- All specifications are subject to change without notice.
  - Conformity to RoHS Directive: This means that, in conformity with EU Directive 2002/95/EC, lead, cadmium, mercury, hexavalent chromium, and specific bromine-based flame retardants, PBB and PBDE, have not been used, except for exempted applications.
-

# Multilayer Baluns For EGSM/Tx & Rx

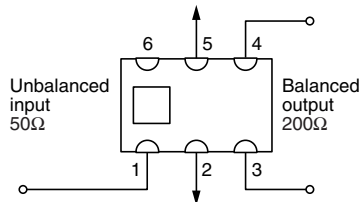
Conformity to RoHS Directive

## HHM Series HHM1515B2

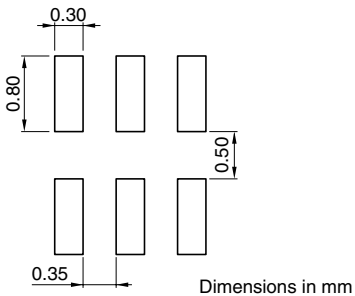
### SHAPES AND DIMENSIONS



### CIRCUIT DIAGRAM



### RECOMMENDED PC BOARD PATTERNS



### ELECTRICAL CHARACTERISTICS

Unbalanced impedance	50Ω	
Balanced impedance	200Ω	
Frequency range	880 to 960MHz	
Unbalanced port return loss	10dB min.	
Phase imbalance at balanced port	180±10deg.	
Amplitude imbalance at balanced port	0±1.0dB	
Insertion loss	1.0dB max.	
Temperature range	Operating	-40 to +85°C
	Storage	-40 to +85°C
Packaging style and quantities	2000pieces/reel	

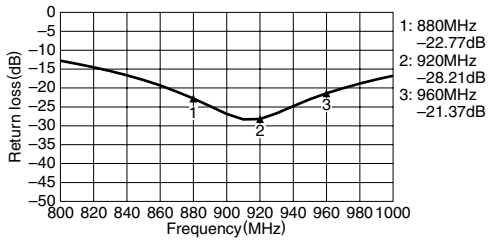
• Conformity to RoHS Directive: This means that, in conformity with EU Directive 2002/95/EC, lead, cadmium, mercury, hexavalent chromium, and specific bromine-based flame retardants, PBB and PBDE, have not been used, except for exempted applications.

• All specifications are subject to change without notice.

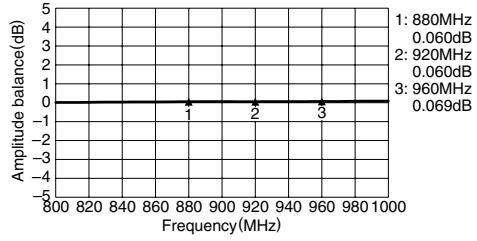
### FREQUENCY CHARACTERISTICS

Unbalance 50Ω/Balance 200Ω

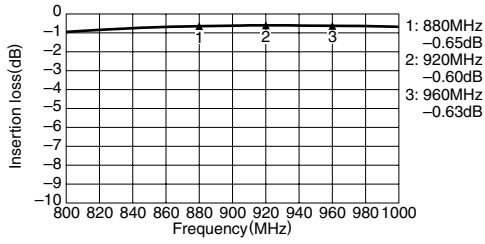
#### RETURN LOSS



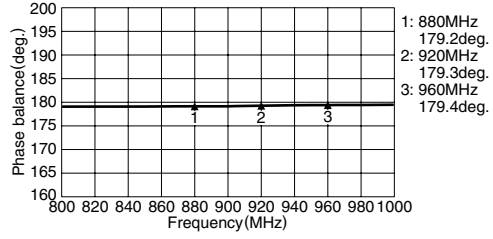
#### AMPLITUDE BALANCE



#### INSERTION LOSS



#### PHASE BALANCE



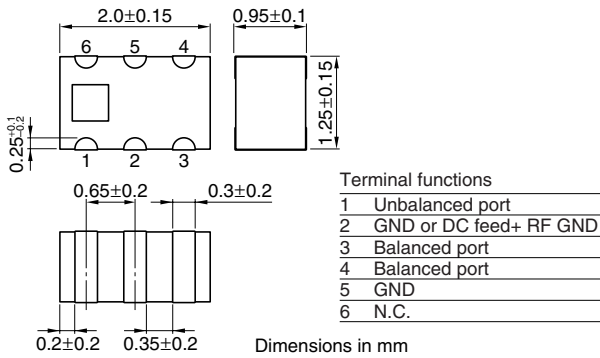
• All specifications are subject to change without notice.

# Multilayer Chip Baluns For EGSM/Tx & Rx

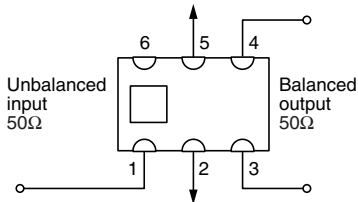
Conformity to RoHS Directive

HHM Series HHM1522B1

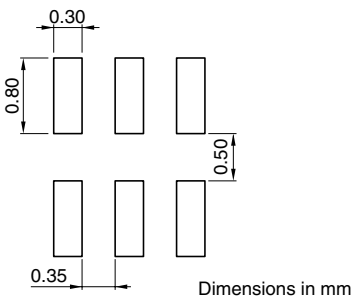
## SHAPES AND DIMENSIONS



## CIRCUIT DIAGRAM



## RECOMMENDED PC BOARD PATTERNS



## ELECTRICAL CHARACTERISTICS

Unbalanced impedance	50Ω	
Balanced impedance	50Ω	
Frequency range	880 to 960MHz	
Unbalanced port return loss	12dB min.	
Phase imbalance at balanced port	180±10deg.	
Amplitude imbalance at balanced port	0±1.0dB	
Insertion loss	1.3dB max.	
Temperature range	Operating	-40 to +85°C
	Storage	-40 to +85°C
Packaging style and quantities	2000pieces/reel	

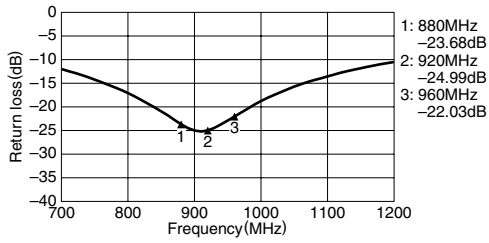
• Conformity to RoHS Directive: This means that, in conformity with EU Directive 2002/95/EC, lead, cadmium, mercury, hexavalent chromium, and specific bromine-based flame retardants, PBB and PBDE, have not been used, except for exempted applications.

• All specifications are subject to change without notice.

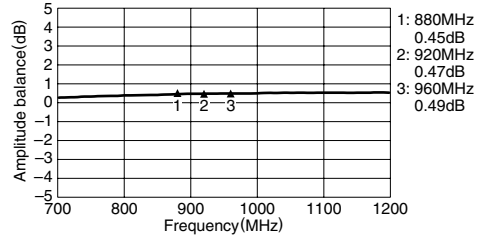
### FREQUENCY CHARACTERISTICS

Unbalance 50Ω/Balance 50Ω

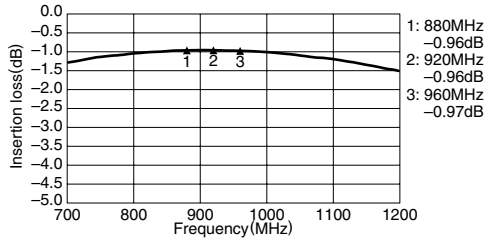
#### RETURN LOSS



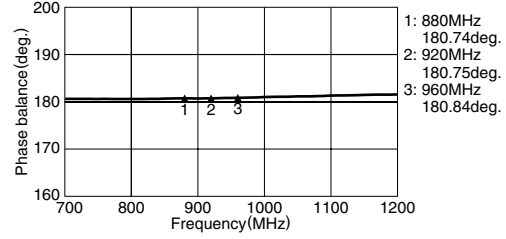
#### AMPLITUDE BALANCE



#### INSERTION LOSS



#### PHASE BALANCE



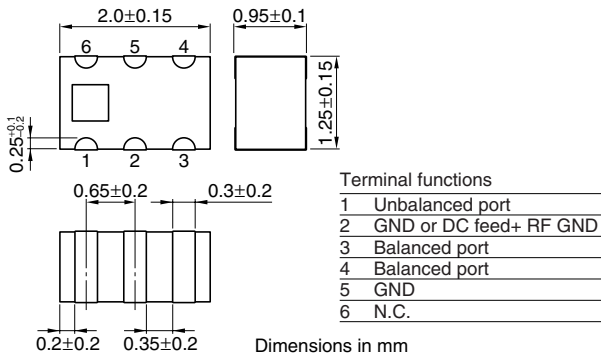
• All specifications are subject to change without notice.

# Multilayer Chip Baluns For EGSM/Tx & Rx

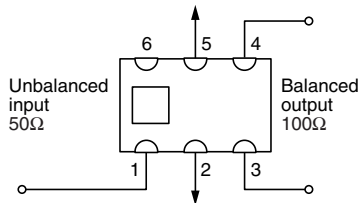
Conformity to RoHS Directive

HHM Series HHM1523C1

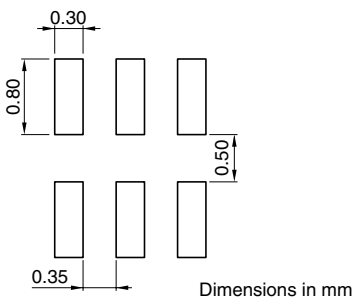
## SHAPES AND DIMENSIONS



## CIRCUIT DIAGRAM



## RECOMMENDED PC BOARD PATTERNS



## ELECTRICAL CHARACTERISTICS

Unbalanced impedance	50Ω
Balanced impedance	100Ω
Frequency range	880 to 960MHz
Unbalanced port return loss	10dB min.
Phase imbalance at balanced port	180±10deg.
Amplitude imbalance at balanced port	0±1.0dB
Insertion loss	1.1dB max.
Temperature range	Operating -40 to +85°C
	Storage -40 to +85°C
Packaging style and quantities	2000pieces/reel

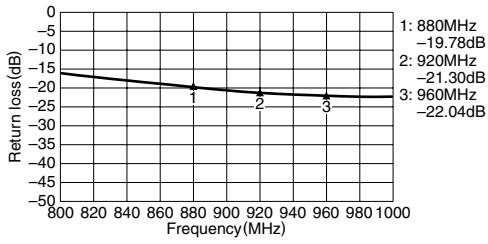
• Conformity to RoHS Directive: This means that, in conformity with EU Directive 2002/95/EC, lead, cadmium, mercury, hexavalent chromium, and specific bromine-based flame retardants, PBB and PBDE, have not been used, except for exempted applications.

• All specifications are subject to change without notice.

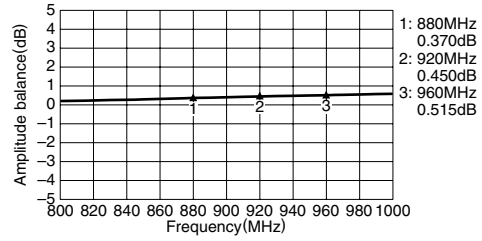
### FREQUENCY CHARACTERISTICS

Unbalance 50Ω/Balance 100Ω

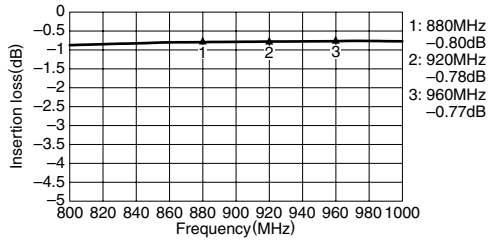
#### RETURN LOSS



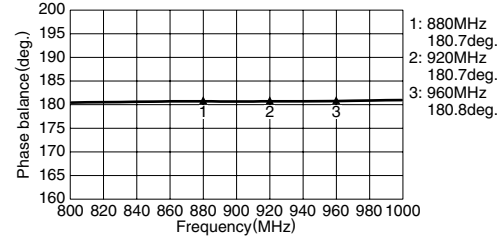
#### AMPLITUDE BALANCE



#### INSERTION LOSS



#### PHASE BALANCE



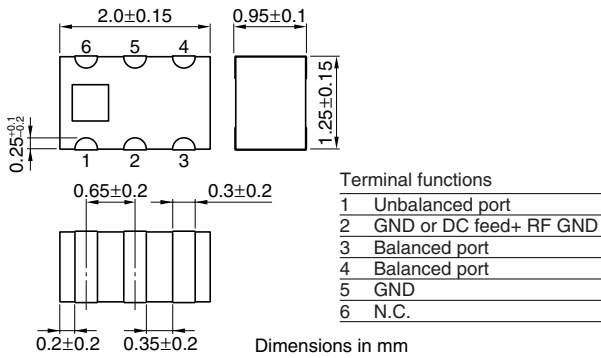
• All specifications are subject to change without notice.

# Multilayer Chip Baluns For EGSM/Tx & Rx

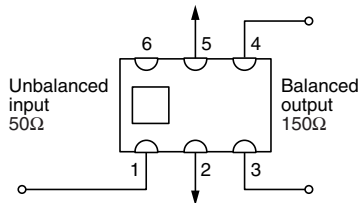
Conformity to RoHS Directive

HHM Series HHM1524B1

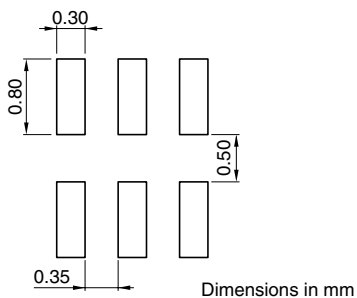
## SHAPES AND DIMENSIONS



## CIRCUIT DIAGRAM



## RECOMMENDED PC BOARD PATTERNS



## ELECTRICAL CHARACTERISTICS

Unbalanced impedance	50Ω
Balanced impedance	150Ω
Frequency range	880 to 960MHz
Unbalanced port return loss	10dB min.
Phase imbalance at balanced port	180±10deg.
Amplitude imbalance at balanced port	0±1.0dB
Insertion loss	1.0dB max.
Temperature range	Operating -40 to +85°C
	Storage -40 to +85°C
Packaging style and quantities	2000pieces/reel

• Conformity to RoHS Directive: This means that, in conformity with EU Directive 2002/95/EC, lead, cadmium, mercury, hexavalent chromium, and specific bromine-based flame retardants, PBB and PBDE, have not been used, except for exempted applications.

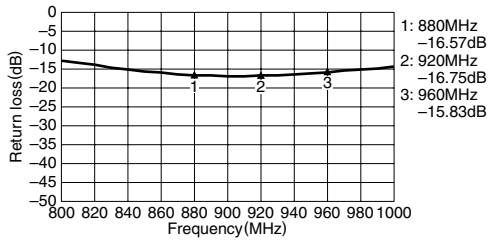
• All specifications are subject to change without notice.



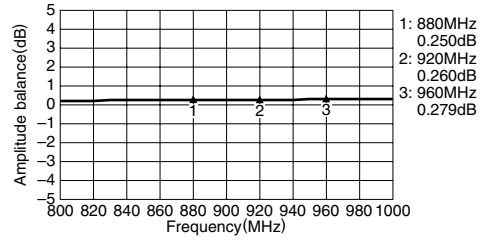
### FREQUENCY CHARACTERISTICS

Unbalance 50Ω/Balance 150Ω

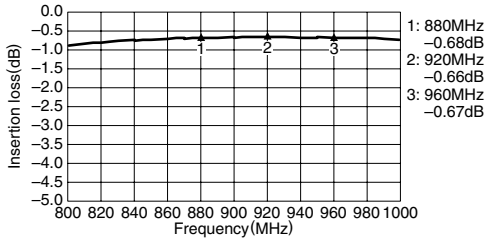
#### RETURN LOSS



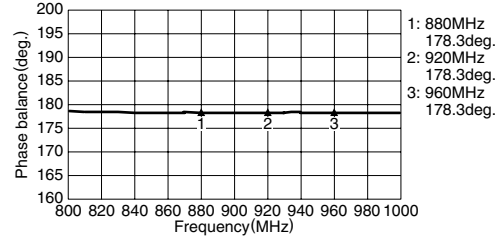
#### AMPLITUDE BALANCE



#### INSERTION LOSS



#### PHASE BALANCE



• All specifications are subject to change without notice.

Компания «Океан Электроники» предлагает заключение долгосрочных отношений при поставках импортных электронных компонентов на взаимовыгодных условиях!

Наши преимущества:

- Поставка оригинальных импортных электронных компонентов напрямую с производств Америки, Европы и Азии, а так же с крупнейших складов мира;
- Широкая линейка поставок активных и пассивных импортных электронных компонентов (более 30 млн. наименований);
- Поставка сложных, дефицитных, либо снятых с производства позиций;
- Оперативные сроки поставки под заказ (от 5 рабочих дней);
- Экспресс доставка в любую точку России;
- Помощь Конструкторского Отдела и консультации квалифицированных инженеров;
- Техническая поддержка проекта, помощь в подборе аналогов, поставка прототипов;
- Поставка электронных компонентов под контролем ВП;
- Система менеджмента качества сертифицирована по Международному стандарту ISO 9001;
- При необходимости вся продукция военного и аэрокосмического назначения проходит испытания и сертификацию в лаборатории (по согласованию с заказчиком);
- Поставка специализированных компонентов военного и аэрокосмического уровня качества (Xilinx, Altera, Analog Devices, Intersil, Interpoint, Microsemi, Actel, Aeroflex, Peregrine, VPT, Syfer, Eurofarad, Texas Instruments, MS Kennedy, Miteq, Cobham, E2V, MA-COM, Hittite, Mini-Circuits, General Dynamics и др.);

Компания «Океан Электроники» является официальным дистрибьютором и эксклюзивным представителем в России одного из крупнейших производителей разъемов военного и аэрокосмического назначения «JONHON», а так же официальным дистрибьютором и эксклюзивным представителем в России производителя высокотехнологичных и надежных решений для передачи СВЧ сигналов «FORSTAR».



## JONHON

«JONHON» (основан в 1970 г.)

Разъемы специального, военного и аэрокосмического назначения:

(Применяются в военной, авиационной, аэрокосмической, морской, железнодорожной, горно- и нефтедобывающей отраслях промышленности)

«FORSTAR» (основан в 1998 г.)

ВЧ соединители, коаксиальные кабели, кабельные сборки и микроволновые компоненты:

(Применяются в телекоммуникациях гражданского и специального назначения, в средствах связи, РЛС, а так же военной, авиационной и аэрокосмической отраслях промышленности).



Телефон: 8 (812) 309-75-97 (многоканальный)

Факс: 8 (812) 320-03-32

Электронная почта: [ocean@oceanchips.ru](mailto:ocean@oceanchips.ru)

Web: <http://oceanchips.ru/>

Адрес: 198099, г. Санкт-Петербург, ул. Калинина, д. 2, корп. 4, лит. А