

**15C02MH**

Low-Frequency General-Purpose Amplifier Applications

An ON Semiconductor Company

Applications

- Low-frequency amplifier, high-speed switching, small motor drive.

Features

- Large current capacitance.
- Low collector-to-emitter saturation voltage (resistance).
R_{CE(sat)} typ=300mΩ [I_C=1A, I_B=50mA].
- Ultrasmall package facilitates miniaturization in end products.
- Small ON-resistance (Ron).

Specifications

Absolute Maximum Ratings at Ta=25°C

| Parameter | Symbol | Conditions | Ratings | Unit |
|------------------------------|------------------|--|-------------|------|
| Collector-to-Base Voltage | V _{CB0} | | 20 | V |
| Collector-to-Emitter Voltage | V _{CEO} | | 15 | V |
| Emitter-to-Base Voltage | V _{EB0} | | 5 | V |
| Collector Current | I _C | | 1 | A |
| Collector Current (Pulse) | I _{CP} | | 2 | A |
| Collector Dissipation | P _C | Mounted on a ceramic board (600mm ² X0.8mm) | 600 | mW |
| Junction Temperature | T _J | | 150 | °C |
| Storage Temperature | T _{stg} | | -55 to +150 | °C |

Electrical Characteristics at Ta=25°C

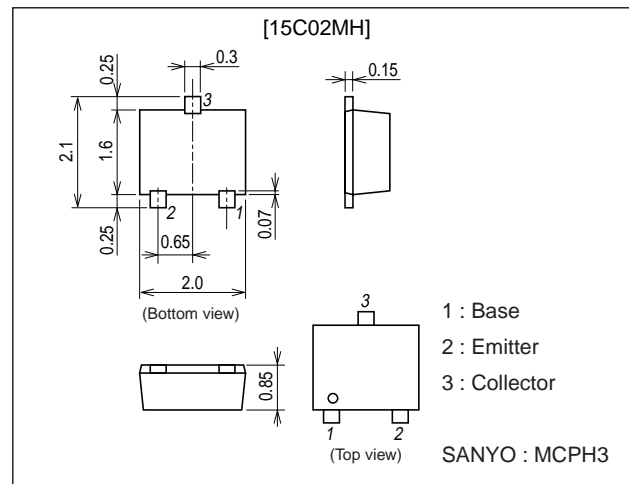
| Parameter | Symbol | Conditions | Ratings | | | Unit |
|---|----------------------|---|---------|-----|-----|------|
| | | | min | typ | max | |
| Collector Cutoff Current | I _{CB0} | V _{CB} =12V, I _E =0 | | | 100 | nA |
| Emitter Cutoff Current | I _{EB0} | V _{EB} =4V, I _C =0 | | | 100 | nA |
| DC Current Gain | h _{FE} | V _{CE} =2V, I _C =50mA | 300 | | 800 | |
| Gain-Bandwidth Product | f _T | V _{CE} =2V, I _C =50mA | | 440 | | MHz |
| Output Capacitance | C _{ob} | V _{CB} =10V, f=1MHz | | 4 | | pF |
| Collector-to-Emitter Saturation Voltage | V _{CE(sat)} | I _C =400mA, I _B =20mA | | 140 | 280 | mV |
| Base-to-Emitter Saturation Voltage | V _{BE(sat)} | I _C =400mA, I _B =20mA | | 0.9 | 1.2 | V |

Marking : CK

Continued on next page.

- Any and all SANYO products described or contained herein do not have specifications that can handle applications that require extremely high levels of reliability, such as life-support systems, aircraft's control systems, or other applications whose failure can be reasonably expected to result in serious physical and/or material damage. Consult with your SANYO representative nearest you before using any SANYO products described or contained herein in such applications.
- SANYO assumes no responsibility for equipment failures that result from using products at values that exceed, even momentarily, rated values (such as maximum ratings, operating condition ranges, or other parameters) listed in products specifications of any and all SANYO products described or contained herein.

Package Dimensions

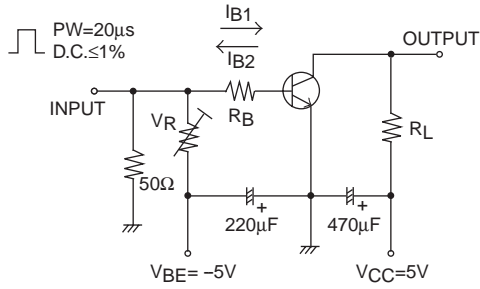
unit : mm
2194A

15C02MH

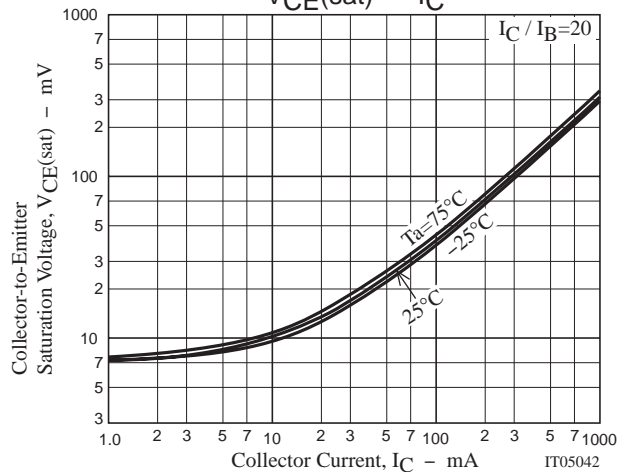
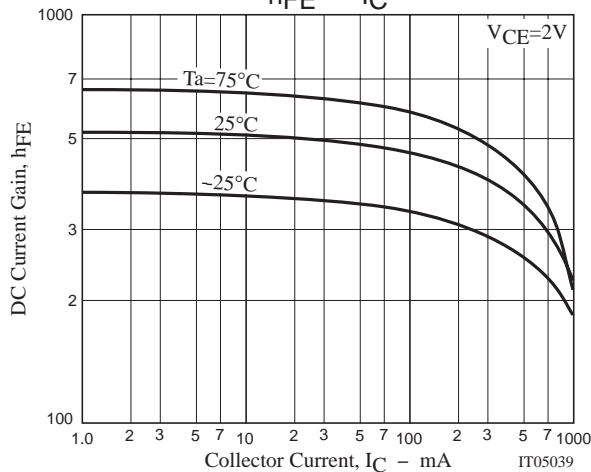
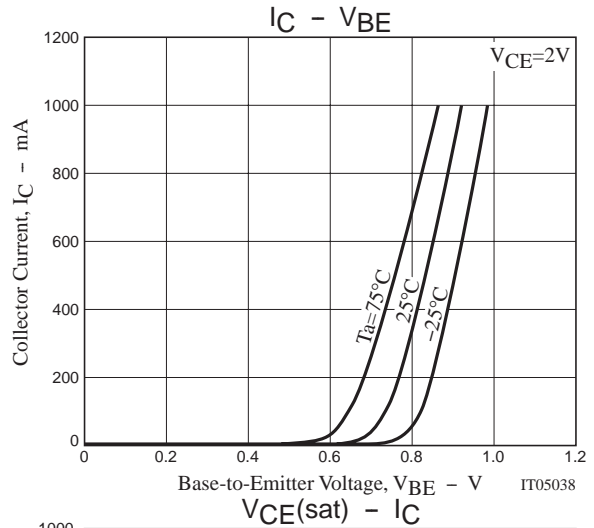
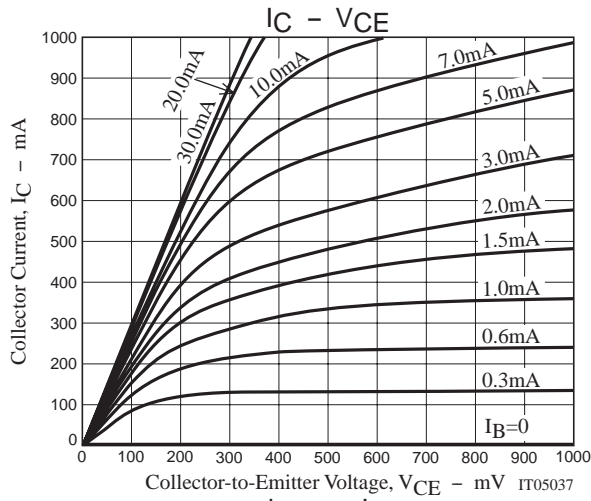
Continued from preceding page.

| Parameter | Symbol | Conditions | Ratings | | | Unit |
|--|---------------|-----------------------------|---------|-----|-----|------|
| | | | min | typ | max | |
| Collector-to-Base Breakdown Voltage | $V_{(BR)CBO}$ | $I_C=10\mu A, I_E=0$ | 20 | | | V |
| Collector-to-Emitter Breakdown Voltage | $V_{(BR)CEO}$ | $I_C=1mA, R_{BE}=\infty$ | 15 | | | V |
| Emitter-to-Base Breakdown Voltage | $V_{(BR)EBO}$ | $I_E=10\mu A, I_C=0$ | 5 | | | V |
| Turn-ON Delay Time | t_{on} | See specified Test Circuit. | | 30 | | ns |
| Storage Time | t_{stg} | See specified Test Circuit. | | 165 | | ns |
| Turn-OFF Delay Time | t_f | See specified Test Circuit. | | 25 | | ns |

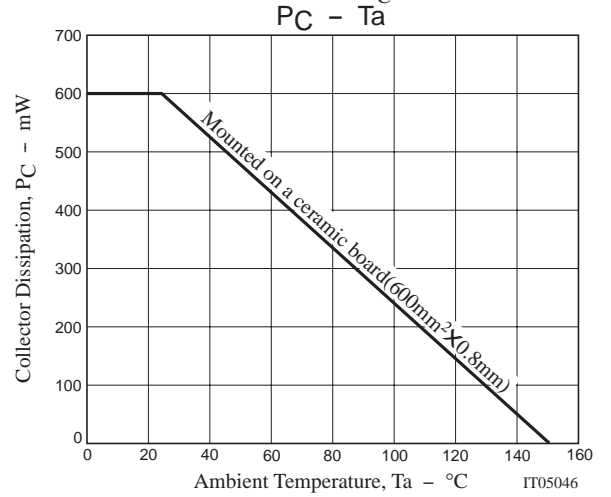
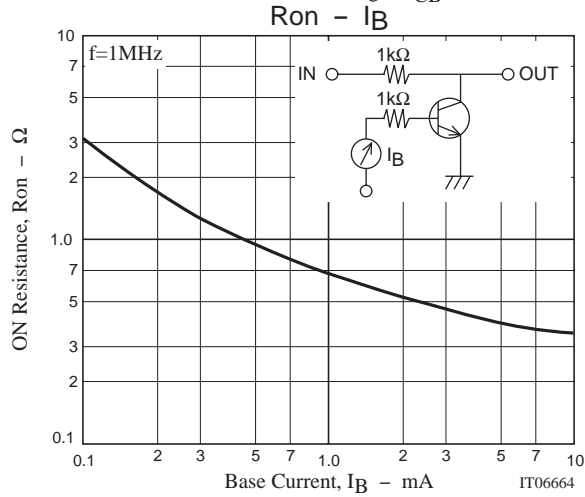
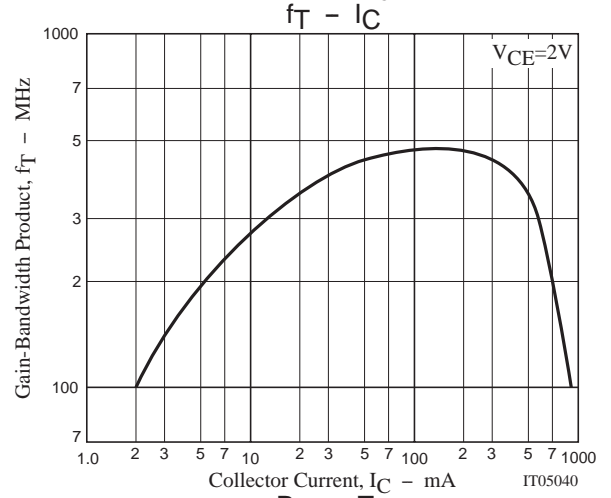
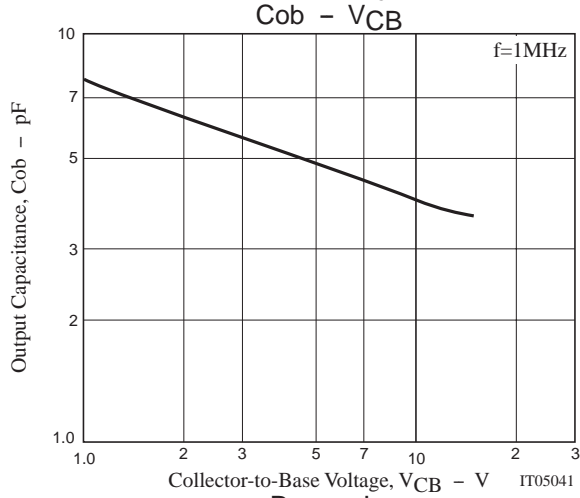
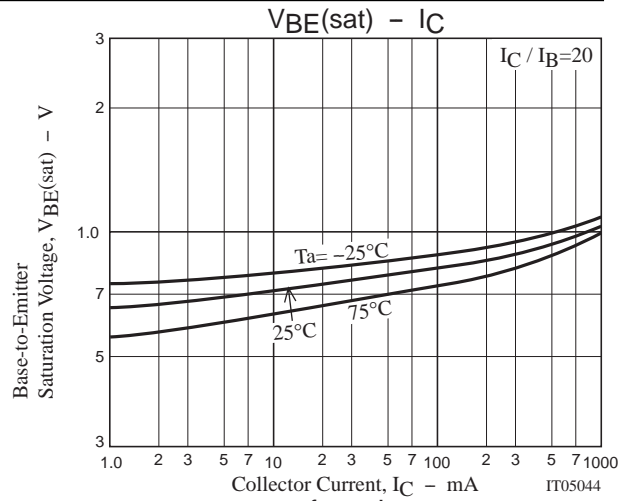
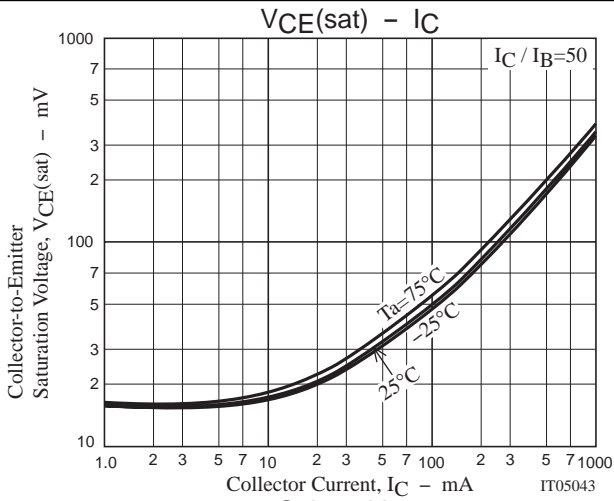
Switching Time Test Circuit



$$I_C=20I_{B1} = -20I_{B2}=400mA$$



15C02MH



- Specifications of any and all SANYO products described or contained herein stipulate the performance, characteristics, and functions of the described products in the independent state, and are not guarantees of the performance, characteristics, and functions of the described products as mounted in the customer's products or equipment. To verify symptoms and states that cannot be evaluated in an independent device, the customer should always evaluate and test devices mounted in the customer's products or equipment.
- SANYO Electric Co., Ltd. strives to supply high-quality high-reliability products. However, any and all semiconductor products fail with some probability. It is possible that these probabilistic failures could give rise to accidents or events that could endanger human lives, that could give rise to smoke or fire, or that could cause damage to other property. When designing equipment, adopt safety measures so that these kinds of accidents or events cannot occur. Such measures include but are not limited to protective circuits and error prevention circuits for safe design, redundant design, and structural design.
- In the event that any or all SANYO products(including technical data, services) described or contained herein are controlled under any of applicable local export control laws and regulations, such products must not be exported without obtaining the export license from the authorities concerned in accordance with the above law.
- No part of this publication may be reproduced or transmitted in any form or by any means, electronic or mechanical, including photocopying and recording, or any information storage or retrieval system, or otherwise, without the prior written permission of SANYO Electric Co., Ltd.
- Any and all information described or contained herein are subject to change without notice due to product/technology improvement, etc. When designing equipment, refer to the "Delivery Specification" for the SANYO product that you intend to use.
- Information (including circuit diagrams and circuit parameters) herein is for example only ; it is not guaranteed for volume production. SANYO believes information herein is accurate and reliable, but no guarantees are made or implied regarding its use or any infringements of intellectual property rights or other rights of third parties.

This catalog provides information as of September 2003. Specifications and information herein are subject to change without notice.

Компания «Океан Электроники» предлагает заключение долгосрочных отношений при поставках импортных электронных компонентов на взаимовыгодных условиях!

Наши преимущества:

- Поставка оригинальных импортных электронных компонентов напрямую с производств Америки, Европы и Азии, а так же с крупнейших складов мира;
- Широкая линейка поставок активных и пассивных импортных электронных компонентов (более 30 млн. наименований);
- Поставка сложных, дефицитных, либо снятых с производства позиций;
- Оперативные сроки поставки под заказ (от 5 рабочих дней);
- Экспресс доставка в любую точку России;
- Помощь Конструкторского Отдела и консультации квалифицированных инженеров;
- Техническая поддержка проекта, помощь в подборе аналогов, поставка прототипов;
- Поставка электронных компонентов под контролем ВП;
- Система менеджмента качества сертифицирована по Международному стандарту ISO 9001;
- При необходимости вся продукция военного и аэрокосмического назначения проходит испытания и сертификацию в лаборатории (по согласованию с заказчиком);
- Поставка специализированных компонентов военного и аэрокосмического уровня качества (Xilinx, Altera, Analog Devices, Intersil, Interpoint, Microsemi, Actel, Aeroflex, Peregrine, VPT, Syfer, Eurofarad, Texas Instruments, MS Kennedy, Miteq, Cobham, E2V, MA-COM, Hittite, Mini-Circuits, General Dynamics и др.);

Компания «Океан Электроники» является официальным дистрибьютором и эксклюзивным представителем в России одного из крупнейших производителей разъемов военного и аэрокосмического назначения «JONHON», а так же официальным дистрибьютором и эксклюзивным представителем в России производителя высокотехнологичных и надежных решений для передачи СВЧ сигналов «FORSTAR».



JONHON

«JONHON» (основан в 1970 г.)

Разъемы специального, военного и аэрокосмического назначения:

(Применяются в военной, авиационной, аэрокосмической, морской, железнодорожной, горно- и нефтедобывающей отраслях промышленности)

«FORSTAR» (основан в 1998 г.)

ВЧ соединители, коаксиальные кабели,
кабельные сборки и микроволновые компоненты:

(Применяются в телекоммуникациях гражданского и специального назначения, в средствах связи, РЛС, а так же военной, авиационной и аэрокосмической отраслях промышленности).



Телефон: 8 (812) 309-75-97 (многоканальный)

Факс: 8 (812) 320-03-32

Электронная почта: ocean@oceanchips.ru

Web: <http://oceanchips.ru/>

Адрес: 198099, г. Санкт-Петербург, ул. Калинина, д. 2, корп. 4, лит. А