

600 V PTC Thermistors For Overload Protection



FEATURES AND BENEFITS

- Fast response time for rapid protection
- Automatic resetting once overload is removed
- Operates on DC or AC voltage
- Compliant to RoHS directive 2002/95/EC and in accordance to WEEE 2002/96/EC
- UL approved (E148885)


RoHS
COMPLIANT


APPLICATIONS

- Over-Temperature/over-load protection for metering, low current signal protection, digital signal protection against over-voltage

DESCRIPTION

Test and measuring instruments, such as oscilloscopes and digital multimeters, can be easily damaged if excessive voltages are applied across their input terminals.

Simple and effective overload protection can be provided by connecting a high-voltage PTC thermistor in series with the instrument; see Typical connection of the PTC thermistor for digital multimeter protection drawing. Under normal conditions, the resistance of the PTC thermistor is low, so the test voltage will be measured by the instrument. Under an overload condition, the PTC thermistor will switch to its high-resistance state, absorbing the overload current and protecting the instrument. When the overload is removed, the PTC thermistor will return to its low-resistance state, ready to resume its protective function.

ELECTRICAL DATA AND ORDERING INFORMATION

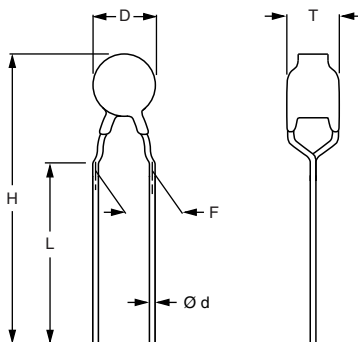
INT MAX. at 25 °C (mA)	IT MIN. at 25 °C (mA)	$R_{25}^{(2)}$	MAXIMUM ⁽¹⁾ VOLTAGE (V)	INSULATION VOLTAGE (V)	CATALOG NUMBER	
					12NC	SAP CODING
10	20	1 600 ± 300	600	-	2381 660 93034	PTCCL05H100SBE
10	50	400 ± 100	600	> 1000	2381 661 93113	PTCCL10H010SBE

Note

⁽¹⁾ These PTCs can handle maximum voltage without series resistance

⁽²⁾ Other resistance values and voltage levels on request

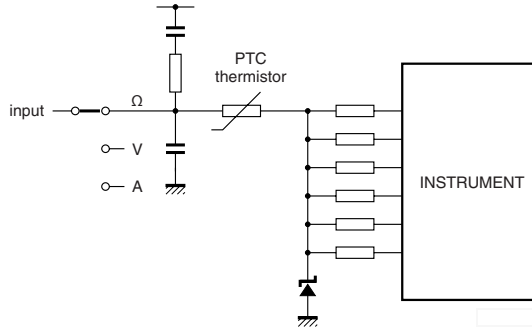
PTC THERMISTORS IN BULK



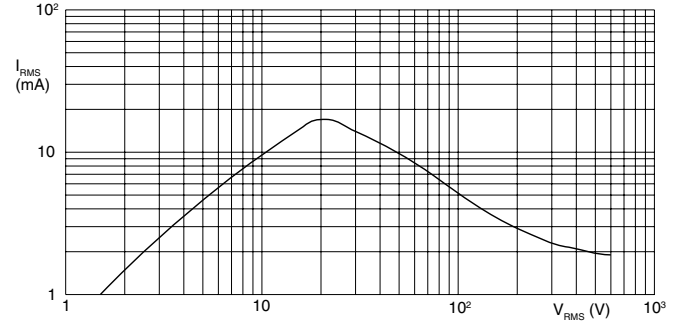
COMPONENT DIMENSIONS

H (mm)	L (mm)	D MAX. (mm)	T MAX. (mm)	F (mm)	Ø d (mm)	MASS (g)	SPQ	CATALOG NUMBER	
								12NC	SAP CODING
30 ± 3	20 ± 3	5	4.5	5.08	0.6	± 0.47	500	2381 660 93034	PTCCL05H100SBE
15.5 ± 1.5	3.1 ± 0.5	10	6.5	8.12	0.8	± 1.82	500	2381 661 93113	PTCCL10H010SBE

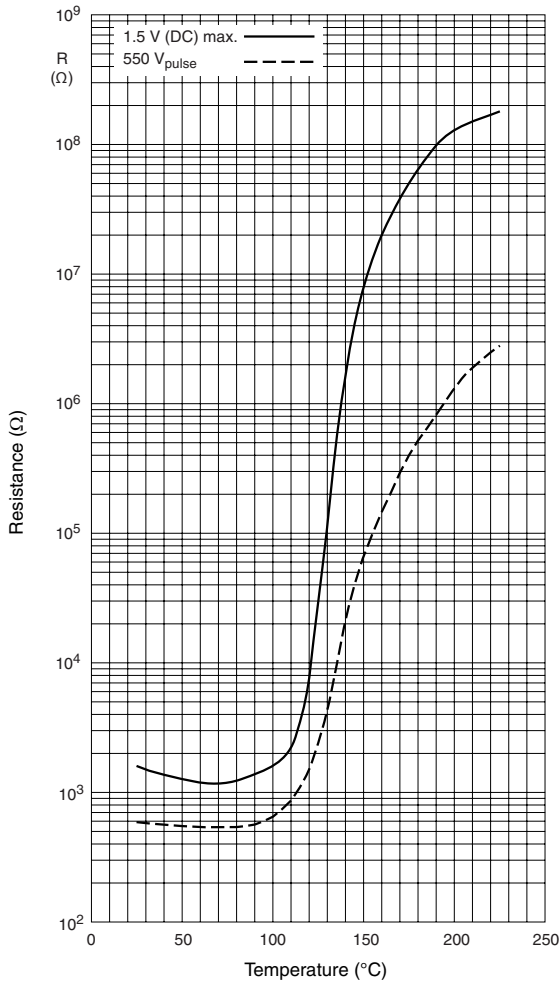
TYPICAL CONNECTION OF THE PTC THERMISTOR FOR DIGITAL MULTIMETER PROTECTION.



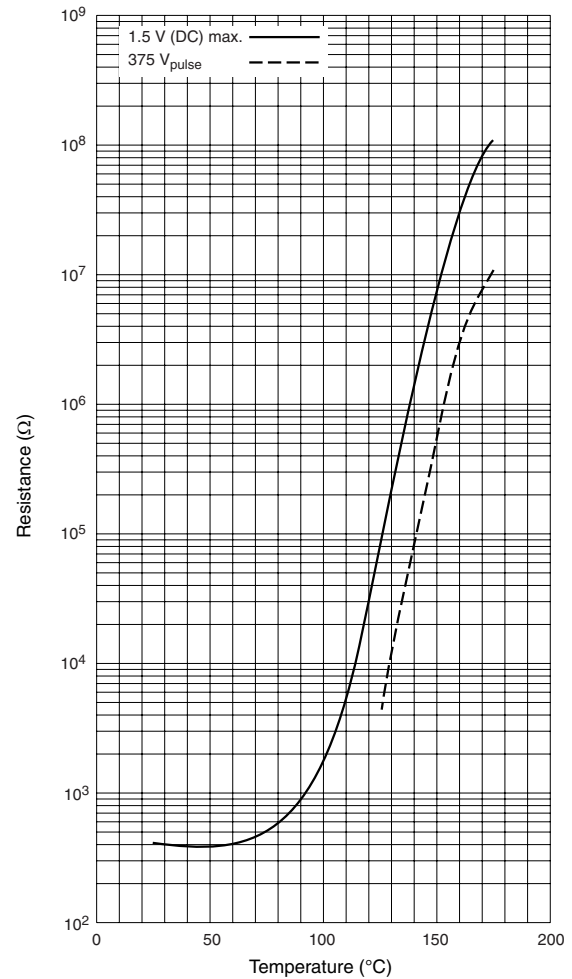
TYPICAL CURRENT/VOLTAGE CHARACTERISTIC for 2381 660 93034/PTCCL05H100SBE



TYPICAL RESISTANCE/TEMPERATURE CHARACTERISTIC for 2381 660 93034/PTCCL05H100SBE



TYPICAL RESISTANCE/TEMPERATURE CHARACTERISTIC for 2381 661 93113/PTCCL10H010SBE





Disclaimer

ALL PRODUCT, PRODUCT SPECIFICATIONS AND DATA ARE SUBJECT TO CHANGE WITHOUT NOTICE TO IMPROVE RELIABILITY, FUNCTION OR DESIGN OR OTHERWISE.

Vishay Intertechnology, Inc., its affiliates, agents, and employees, and all persons acting on its or their behalf (collectively, "Vishay"), disclaim any and all liability for any errors, inaccuracies or incompleteness contained in any datasheet or in any other disclosure relating to any product.

Vishay makes no warranty, representation or guarantee regarding the suitability of the products for any particular purpose or the continuing production of any product. To the maximum extent permitted by applicable law, Vishay disclaims (i) any and all liability arising out of the application or use of any product, (ii) any and all liability, including without limitation special, consequential or incidental damages, and (iii) any and all implied warranties, including warranties of fitness for particular purpose, non-infringement and merchantability.

Statements regarding the suitability of products for certain types of applications are based on Vishay's knowledge of typical requirements that are often placed on Vishay products in generic applications. Such statements are not binding statements about the suitability of products for a particular application. It is the customer's responsibility to validate that a particular product with the properties described in the product specification is suitable for use in a particular application. Parameters provided in datasheets and/or specifications may vary in different applications and performance may vary over time. All operating parameters, including typical parameters, must be validated for each customer application by the customer's technical experts. Product specifications do not expand or otherwise modify Vishay's terms and conditions of purchase, including but not limited to the warranty expressed therein.

Except as expressly indicated in writing, Vishay products are not designed for use in medical, life-saving, or life-sustaining applications or for any other application in which the failure of the Vishay product could result in personal injury or death. Customers using or selling Vishay products not expressly indicated for use in such applications do so at their own risk. Please contact authorized Vishay personnel to obtain written terms and conditions regarding products designed for such applications.

No license, express or implied, by estoppel or otherwise, to any intellectual property rights is granted by this document or by any conduct of Vishay. Product names and markings noted herein may be trademarks of their respective owners.

Material Category Policy

Vishay Intertechnology, Inc. hereby certifies that all its products that are identified as RoHS-Compliant fulfill the definitions and restrictions defined under Directive 2011/65/EU of The European Parliament and of the Council of June 8, 2011 on the restriction of the use of certain hazardous substances in electrical and electronic equipment (EEE) - recast, unless otherwise specified as non-compliant.

Please note that some Vishay documentation may still make reference to RoHS Directive 2002/95/EC. We confirm that all the products identified as being compliant to Directive 2002/95/EC conform to Directive 2011/65/EU.

Vishay Intertechnology, Inc. hereby certifies that all its products that are identified as Halogen-Free follow Halogen-Free requirements as per JEDEC JS709A standards. Please note that some Vishay documentation may still make reference to the IEC 61249-2-21 definition. We confirm that all the products identified as being compliant to IEC 61249-2-21 conform to JEDEC JS709A standards.

Компания «Океан Электроники» предлагает заключение долгосрочных отношений при поставках импортных электронных компонентов на взаимовыгодных условиях!

Наши преимущества:

- Поставка оригинальных импортных электронных компонентов напрямую с производств Америки, Европы и Азии, а так же с крупнейших складов мира;
- Широкая линейка поставок активных и пассивных импортных электронных компонентов (более 30 млн. наименований);
- Поставка сложных, дефицитных, либо снятых с производства позиций;
- Оперативные сроки поставки под заказ (от 5 рабочих дней);
- Экспресс доставка в любую точку России;
- Помощь Конструкторского Отдела и консультации квалифицированных инженеров;
- Техническая поддержка проекта, помощь в подборе аналогов, поставка прототипов;
- Поставка электронных компонентов под контролем ВП;
- Система менеджмента качества сертифицирована по Международному стандарту ISO 9001;
- При необходимости вся продукция военного и аэрокосмического назначения проходит испытания и сертификацию в лаборатории (по согласованию с заказчиком);
- Поставка специализированных компонентов военного и аэрокосмического уровня качества (Xilinx, Altera, Analog Devices, Intersil, Interpoint, Microsemi, Actel, Aeroflex, Peregrine, VPT, Syfer, Eurofarad, Texas Instruments, MS Kennedy, Miteq, Cobham, E2V, MA-COM, Hittite, Mini-Circuits, General Dynamics и др.);

Компания «Океан Электроники» является официальным дистрибьютором и эксклюзивным представителем в России одного из крупнейших производителей разъемов военного и аэрокосмического назначения «JONHON», а так же официальным дистрибьютором и эксклюзивным представителем в России производителя высокотехнологичных и надежных решений для передачи СВЧ сигналов «FORSTAR».



JONHON

«JONHON» (основан в 1970 г.)

Разъемы специального, военного и аэрокосмического назначения:

(Применяются в военной, авиационной, аэрокосмической, морской, железнодорожной, горно- и нефтедобывающей отраслях промышленности)

«FORSTAR» (основан в 1998 г.)

ВЧ соединители, коаксиальные кабели, кабельные сборки и микроволновые компоненты:

(Применяются в телекоммуникациях гражданского и специального назначения, в средствах связи, РЛС, а так же военной, авиационной и аэрокосмической отраслях промышленности).



Телефон: 8 (812) 309-75-97 (многоканальный)

Факс: 8 (812) 320-03-32

Электронная почта: ocean@oceanchips.ru

Web: <http://oceanchips.ru/>

Адрес: 198099, г. Санкт-Петербург, ул. Калинина, д. 2, корп. 4, лит. А