

RJ45 SINGLE PORT 100/1000/2.5G/5G BASE-T MAGNETICS



ARJM11

21.30 x 15.90 x 13.60mm
21.30 x 15.90 x 13.80mm

UL Certification Number: E503350

RoHS/RoHS II Compliant

MSL = 1

SERIES DESCRIPTION

The ARJM11 series of RJ45 jacks with internal magnetics supports a wide range of configurations in 10/100Base-T, 1000Base-T, 2.5GBase-T and 5GBase-T applications. This series offers the ability to mix and match the physical orientation of the tab, pin layouts, EMI fingers, LED colors and also provides PoE and PoE+ options for 10/100Base-T rates. All configurations in the product series support paste in hole (PIH), a technology that allows through-hole components to be compatible with surface mount reflow assembly processes. All devices are rated to 0°C to 70°C or -40°C to 85°C operating temperature range.

FEATURES

- 10/100Base-T, 1000Base-T, 2.5GBase-T or 5GBase-T
- Supports PoE and PoE+ (10/100Base-T)
- Compatible with surface mount with Paste in hole (PIH) technology
- -40°C to 85°C or 0°C to 70°C operating temperature range
- Combinations of green, yellow, orange, and red LED

APPLICATIONS

- Internet of Things (Ethernet)
- IP cameras, surveillance, and phone
- Access points
- Industrial computers
- Network interface cards (NIC)
- Industrial process control
- Networking and communications
- Broadcast video
- Storage
- Set top box and video
- Power over Ethernet (PoE)
- Test and Measurement
- Multifunction Printers (MFP)

OPTIONS AND PART IDENTIFICATION

ARJM11 [] [] - [] - [] [] - [] [] [] []

Mechanical	Pin Layout	Schematics	Left LED color	Right LED color	Operating Temperature	Soldering Method	Gold Plating	Packaging
A: Tab down, w/ EMI Fingers	1: for A and B	009: 100 Base-T	N: No LED	N: No LED	C: 0 ~ 70 °C	W: Wave**	2: 6µ"	Blank: Bulk
B: Tab down, w/o EMI Fingers	3: for A and B	114: 100 Base-T POE*	A: Green	A: Green	E: -40 ~ 85 °C	R: Reflow		T: Tape&Reel**
C: Tab up, w/ EMI Fingers*	7: for C and D	104: 100 Base-T POE+*	B: Yellow	B: Yellow				
D: Tab up, w/o EMI Fingers*		502: 1000 Base-T	K: Green/Orange	K: Green/Orange				
		805: 2.5G Base-T Option 1						
		809: 2.5G Base-T Option 2						
		811: 5G Base-T						

(Please See Mechanical Dimension Section for Details)

(Please See Schematics Section for Details)

Example Configurations

ARJM11 A1-009 -AB- C W 2
(Tab down, w/ EMI, 100Base-T, w/LED G/Y, commercial grade, 6µ" Gold, Tray Packaging)
ARJM11 D7-502 -NN- E R 2 - T
(Tab up, w/o EMI, 1000Base-T, no LED, industrial grade, reflow soldering, 6µ" Gold, Tape & Reel)

*114 and 104 schematics are only available with tab up RJ45 options C and D
**Wave solderable product is only available in bulk/tray packaging

Please see the tables at the end of the document for the 216 standard part numbers. For each standard part number, MOQ is as low as 700pcs. For additional configuration, NRE or larger MOQs may apply.



5101 Hidden Creek Lane Spicewood TX 78751
Phone: 512.371.6159 | email: abinfo@abracon.com
For terms and conditions of sales visit:
www.abracon.com

REVISED: 04.22.2019

ABRACON IS
ISO9001-2015
CERTIFIED

RJ45 SINGLE PORT 100/1000/2.5G/5G BASE-T MAGNETICS



ARJM11

21.30 x 15.90 x 13.60mm
21.30 x 15.90 x 13.80mm

UL Certification Number: E503350

RoHS/RoHS II Compliant

MSL = 1

STANDARD SPECIFICATIONS

Parameters	Minimum	Typical	Maximum	Units	Notes
Turn Ratio ($\pm 3\%$)	1CT:1CT				100kHz, 0.1V
Inductance	350			μH	100kHz, 0.1V, 8mADC
	200				For 2.5G Base-T only
	160				For 5G Base-T only
Leakage Inductance			0.5	μH	100kHz, 0.1V
			0.3		For 2.5G Base-T and 5G Base-T
DC Resistance			1.5	Ω	
Hipot	2250			VDC	1mA Max Complies with IEEE 802.3
Operating Temperature	-40		+85	$^{\circ}\text{C}$	See options
Storage Temperature	-40		+85	$^{\circ}\text{C}$	
100 Base-T					
Insertion Loss	-1.1			dB	0.5-100MHz
Return Loss			-18	dB	0.5-30MHz
			$-18+20\log(f/30)^*$		30.1-60MHz
			-12		60.1-80MHz
Crosstalk			-35	dB	0.5-40MHz
			$-33+20\log(f/50)^*$		40.1-100MHz
CMRR			-30	dB	0.5-100MHz
1000 Base-T					
Insertion Loss	-1.1			dB	0.5-100MHz
Return Loss			-18	dB	0.5-40MHz
			$-12+20\log(f/80)^*$		40.1-100MHz
Crosstalk			-35	dB	0.5-40MHz
			$-33+20\log(f/50)^*$		40.1-100MHz
CMRR			-30	dB	0.5-100MHz
2.5G Base-T					
Insertion Loss	-0.5			dB	1-50MHz
	-1.0				50-125MHz
Return Loss			-20	dB	1-40MHz
			$-20+15\log(f/40)^*$		40-200MHz
Crosstalk			-30	dB	25-125MHz
5G Base-T					
Insertion Loss	-0.5			dB	1-50MHz
	-1.0				50-125MHz
	-2.0				125-250MHz
Return Loss			-20	dB	1-40MHz
			$-20+15\log(f/40)^*$		40-250MHz
Crosstalk			-30	dB	1-125MHz
			-25		125-250MHz
POE					
Balanced DC line current			350	mA	@57VDC continuous
			500		@57VDC for 200ms
POE+					
Balanced DC line current			600	mA	@57VDC continuous
			720		@57VDC for 200ms



5101 Hidden Creek Lane Spicewood TX 78751
Phone: 512.371.6159 | email: abinfo@abracon.com
For terms and conditions of sales visit:
www.abracon.com

REVISED: 04.22.2019

ABRACON IS
ISO9001-2015
CERTIFIED

RJ45 SINGLE PORT 100/1000/2.5G/5G BASE-T MAGNETICS



ARJM11

21.30 x 15.90 x 13.60mm
21.30 x 15.90 x 13.80mm

UL Certification Number: E503350
RoHS/RoHS II Compliant
MSL = 1

MATERIALS

1. Housing:

Material:
PBT, UL94V-0 (for wave soldering option)
LCP, UL94V-0 (for IR reflow soldering option)
Standard Color: Black

2. Insert:

Material:
PBT, UL94V-0 (for wave soldering option)
LCP, UL94V-0 (for IR Reflow soldering option)
Contact Material: Phosphor Bronze
Plating (1): Nickel
Plating (2): Gold, 6u"

3. Metal Shell:

Material: Brass
Plating (1): Nickel

4. Contact Pin:

Material: Phosphor Bronze
Plating (1): Nickel
Plating (2): 100%Sn

5. LED:

Material: Diffused Epoxy Lens, 0.5x0.5mm Carbon Steel wireframe leads

Note: Abracon LLC will not alter any material composition, without prior written notification.

RJ45 SINGLE PORT 100/1000/2.5G/5G BASE-T MAGNETICS



ARJM11

21.30 x 15.90 x 13.60mm
21.30 x 15.90 x 13.80mm

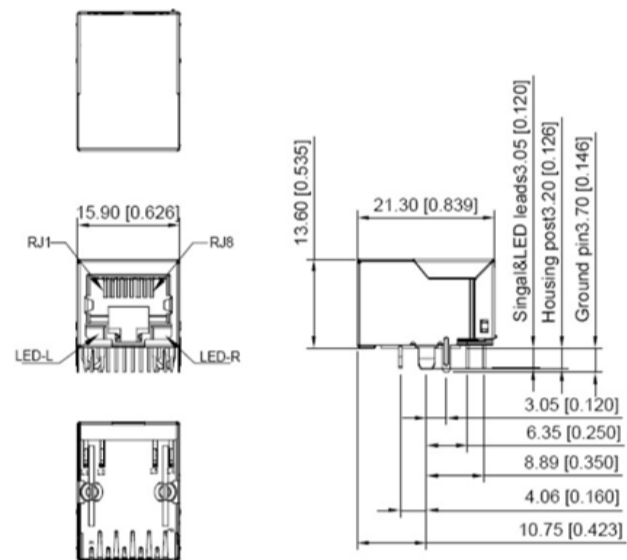
UL Certification Number: E503350
RoHS/RoHS II Compliant
MSL = 1

MECHANICAL DRAWINGS

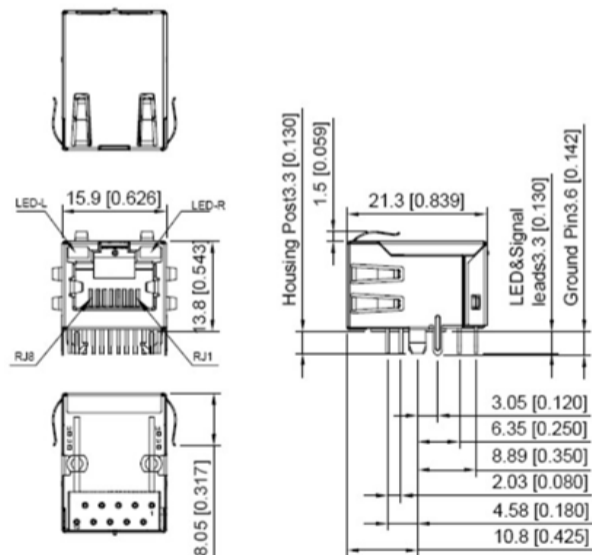
A: Tab down, w/ EMI Fingers



B: Tab down, w/o EMI Fingers



C: Tab up, w/ EMI Fingers



D: Tab up, w/o EMI Fingers



Dimensions: mm[inch] (Unless otherwise specified, all tolerances are ± 0.25 [0.010])

RJ45 SINGLE PORT 100/1000/2.5G/5G BASE-T MAGNETICS



ARJM11

21.30 x 15.90 x 13.60mm
21.30 x 15.90 x 13.80mm

UL Certification Number: E503350
RoHS/RoHS II Compliant
MSL = 1

RECOMMENDED LANDING PATTERNS

Pin Layout = 1 (Horizontal LEDs/ No LEDs **only available for mechanical options A & B)

**8 pins, no LED
For 100 Base-T**



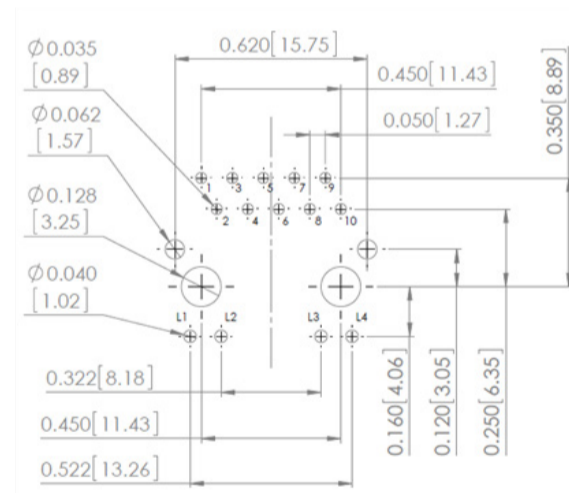
**8 pins, with LED
For 100 Base-T**



**10 pins, no LED
For 100&PoE/1000/2.5G/5G Base-T**



**10 Pins, w/ LED
For 100&PoE/1000/2.5G/5G Base-T**



Dimensions: mm[inch]



5101 Hidden Creek Lane Spicewood TX 78751
Phone: 512.371.6159 | email: abinfo@abracon.com
For terms and conditions of sales visit:
www.abracon.com

REVISED: 04.22.2019

ABRACON IS
ISO9001-2015
CERTIFIED

RJ45 SINGLE PORT 100/1000/2.5G/5G BASE-T MAGNETICS



ARJM11

21.30 x 15.90 x 13.60mm
21.30 x 15.90 x 13.80mm

UL Certification Number: E503350
RoHS/RoHS II Compliant
MSL = 1

RECOMMENDED LANDING PATTERNS

Pin Layout = 3 (Diagonal LEDs **only available for mechanical drawing A & B)

8 pins, w/ LED
For 100 Base-T



10 pins, w/ LED
For 100&PoE/1000/2.5G/5G Base-T



Dimensions: mm[inch]



5101 Hidden Creek Lane Spicewood TX 78751
Phone: 512.371.6159 | email: abinfo@abracon.com
For terms and conditions of sales visit:
www.abracon.com

REVISED: 04.22.2019

ABRACON IS
ISO9001-2015
CERTIFIED

RJ45 SINGLE PORT 100/1000/2.5G/5G BASE-T MAGNETICS



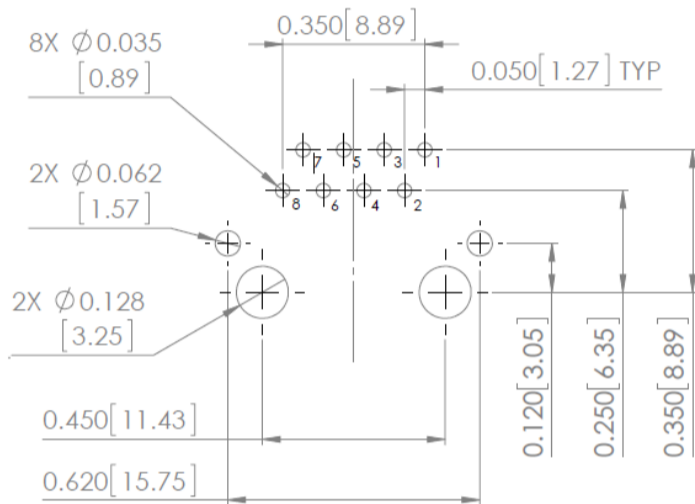
21.30 x 15.90 x 13.60mm
21.30 x 15.90 x 13.80mm

UL Certification Number: E503350
RoHS/RoHS II Compliant
MSL = 1

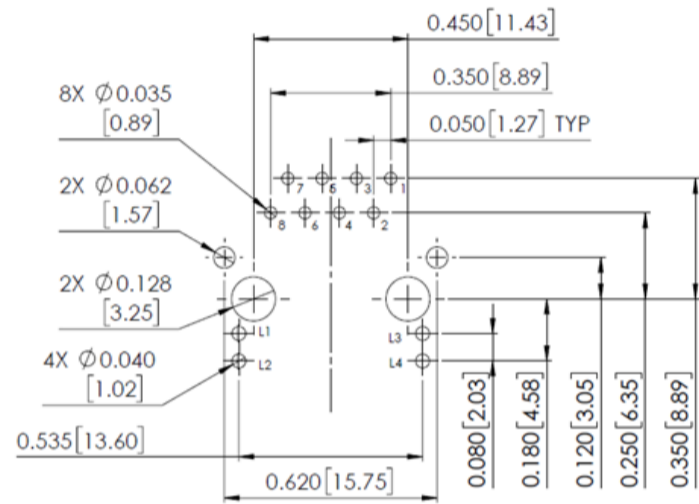
RECOMMENDED LANDING PATTERNS

Pin Layout = 7 (Vertical LEDs/ No LEDs **only available for mechanical options C & D)

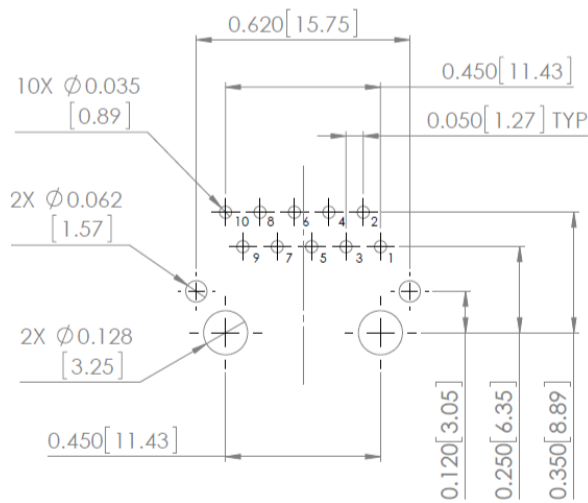
**8 pins, no LED
For 100 Base-T**



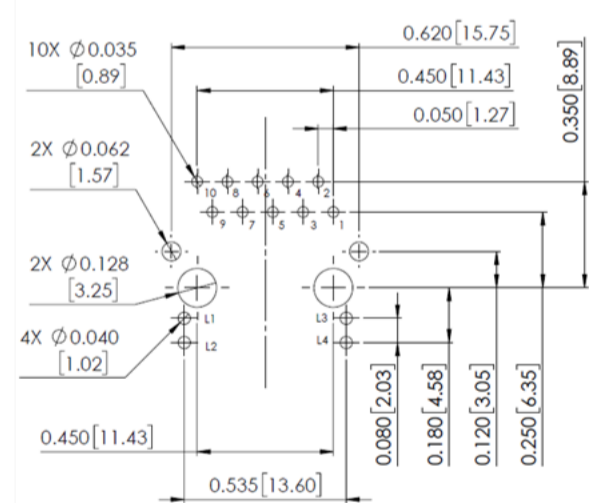
**8 pins, with LED
For 100 Base-T**



**10 pins, no LED
For 100&PoE/1000/2.5G/5G Base-T**



**10 Pins, with LED
For 100&PoE/1000/2.5G/5G Base-T**



Dimensions: mm[inch]



5101 Hidden Creek Lane Spicewood TX 78751
Phone: 512.371.6159 | email: abinfo@abracon.com
For terms and conditions of sales visit:
www.abracon.com

REVISED: 04.22.2019

ABRACON IS
ISO9001-2015
CERTIFIED

RJ45 SINGLE PORT 100/1000/2.5G/5G BASE-T MAGNETICS



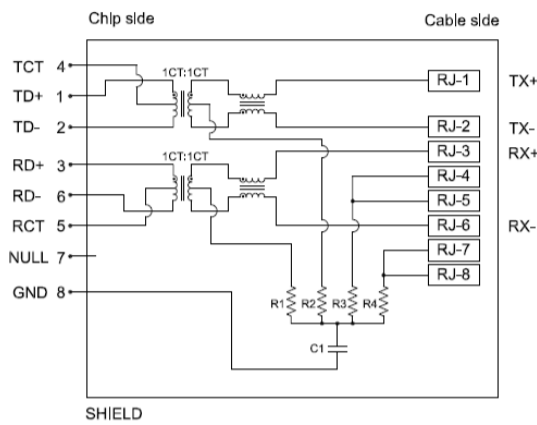
21.30 x 15.90 x 13.60mm
21.30 x 15.90 x 13.80mm

UL Certification Number: E503350
RoHS/RoHS II Compliant
MSL = 1

ARJM11

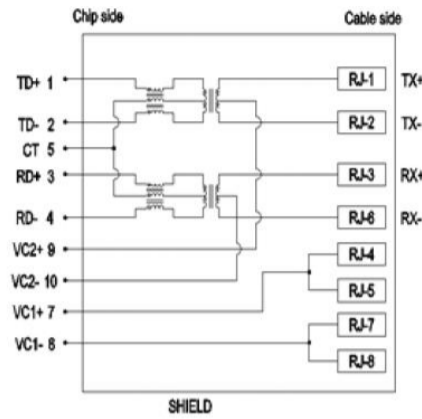
SCHEMATICS

009 (100 Base-T)



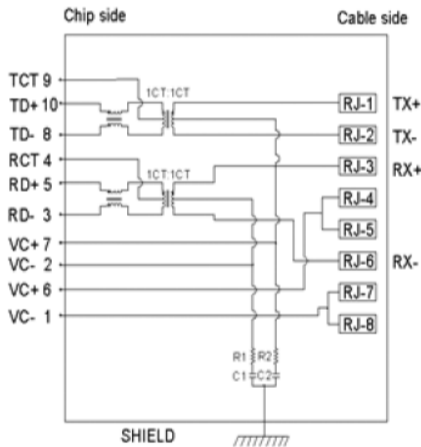
Note:
R1-R4=75 OHMS, Resistors.
C1=2KV 1000pF, Capacitor.

104 (100 Base-T & PoE+)



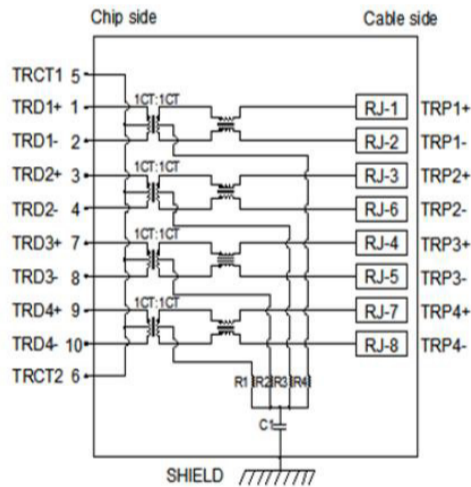
Note:
Balanced DC line current:
600 mA Max@57VDC Continuous
720 mA Max@57VDC for 200 milliseconds

114 (100 Base-T & PoE)



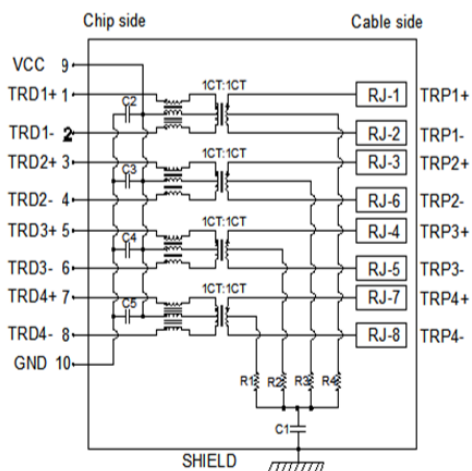
Note:
R1-R2=75 OHMS, Resistors.
C1-C2=2KV 1000pF, Capacitor.
Balanced DC line Current :
350mA Max @57 VDC Continuous ;
500mA Max @57 VDC for 200 Milliseconds

502 (1000 Base-T)



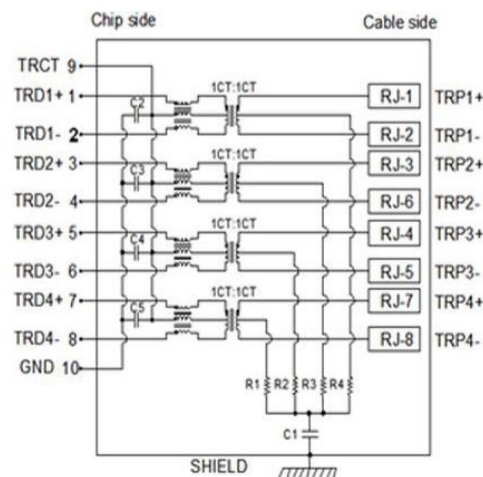
Note:
R1-R4=75 OHMS, Resistors.
C1=2KV 1000pF, Capacitor.

805 (2.5G Base-T)



Note:
R1-R4=75 OHMS, Resistors.
C1=2KV 1000pF, Capacitor.
C2-C5=100V 100nF, Capacitor.

809 (2.5G Base-T)



Note:
R1-R4=75 OHMS, Resistors.
C1=3KV 1000pF, Capacitor.
C2-C5=100V 100nF, Capacitor.

RJ45 SINGLE PORT 100/1000/2.5G/5G BASE-T MAGNETICS



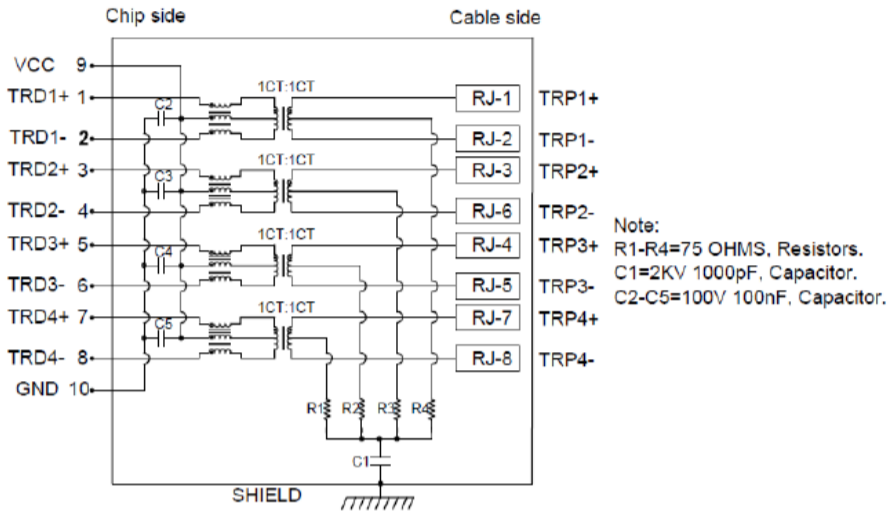
21.30 x 15.90 x 13.60mm
21.30 x 15.90 x 13.80mm

UL Certification Number: E503350
RoHS/RoHS II Compliant
MSL = 1

ARJM11

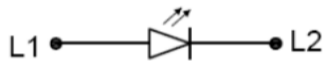
SCHEMATICS

811 (5G Base-T)

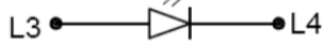


Contact Abracon for more custom configuration options.

LED-L



LED-R



*Note: If two LED colors are selected for left (right) side, for the first color, L1(L3) is anode and L2(L4) is cathode; for the second color, L1(L3) is cathode and L2(L4) is anode.
For example, if J (Green/Yellow) is selected for left LED, L1 to L2 is Green; L2 to L1 is Yellow.

LED SPECIFICATION. @20mA Forward Current

Color	Green	Yellow	Orange	Red
Wavelength	565nm Typ	585nm Typ	605nm Typ	635nm Typ
Forward Voltage	2.2V Typ	2.1V Typ	2.1V Typ	1.8V Typ

WAVE SOLDERING PROFILE



5101 Hidden Creek Lane Spicewood TX 78751
Phone: 512.371.6159 | email: abinfo@abracon.com
For terms and conditions of sales visit:
www.abracon.com

REVISED: 04.22.2019

ABRACON IS
ISO9001-2015
CERTIFIED

RJ45 SINGLE PORT 100/1000/2.5G/5G BASE-T MAGNETICS



21.30 x 15.90 x 13.60mm
21.30 x 15.90 x 13.80mm

UL Certification Number: E503350
RoHS/RoHS II Compliant
MSL = 1

ARJM11

REFLOW SOLDERING PROFILE



Zone	Description	Temperature	Times
1	Preheat	T_{SMIN} to T_{SMAX} 150°C to 180°C	120 to 180 sec.
2	Reflow	T_L 217°C	60 to 150 sec.
3	Peak heat	T_P 245°C	5 sec. MAX

PACKING: TRAY & TAPE AND REEL

Bulk/Tray: 70pcs/tray, 700pcs/carton)

Tray Size: L315.0 x W200.0 mm, Transparent PET

Tape & Reel (70pcs/reel, 350pcs/carton)



DIMENSIONS: mm



DIMENSIONS: mm



5101 Hidden Creek Lane Spicewood TX 78751
Phone: 512.371.6159 | email: abinfo@abracon.com
For terms and conditions of sales visit:
www.abracon.com

REVISED: 04.22.2019

ABRACON IS
ISO9001-2015
CERTIFIED

RJ45 SINGLE PORT 100/1000/2.5G/5G BASE-T MAGNETICS



ARJM11

21.30 x 15.90 x 13.60mm
21.30 x 15.90 x 13.80mm

UL Certification Number: E503350
RoHS/RoHS II Compliant
MSL = 1

100 BASE-T STANDARD PART NUMBERS

Part Number	Speed	Tab Direction	LED	Operating Temperature	Soldering Method
ARJM11C7-009-NN-CW2	100 Base-T	Tab Up	No LED	0°C ~ 70°C	Wave
ARJM11C7-009-NN-EW2	100 Base-T	Tab Up	No LED	-40°C ~ 85°C	Wave
ARJM11C7-009-NN-ER2-T	100 Base-T	Tab Up	No LED	-40°C ~ 85°C	Reflow
ARJM11C7-009-AB-CW2	100 Base-T	Tab Up	Left: G, Right: Y	0°C ~ 70°C	Wave
ARJM11C7-009-AB-EW2	100 Base-T	Tab Up	Left: G, Right: Y	-40°C ~ 85°C	Wave
ARJM11C7-009-AB-ER2-T	100 Base-T	Tab Up	Left: G, Right: Y	-40°C ~ 85°C	Reflow
ARJM11C7-009-KB-CW2	100 Base-T	Tab Up	Left: G/O, Right: Y	0°C ~ 70°C	Wave
ARJM11C7-009-KB-EW2	100 Base-T	Tab Up	Left: G/O, Right: Y	-40°C ~ 85°C	Wave
ARJM11C7-009-KB-ER2-T	100 Base-T	Tab Up	Left: G/O, Right: Y	-40°C ~ 85°C	Reflow
ARJM11D7-009-NN-CW2	100 Base-T	Tab Up	No LED	0°C ~ 70°C	Wave
ARJM11D7-009-NN-EW2	100 Base-T	Tab Up	No LED	-40°C ~ 85°C	Wave
ARJM11D7-009-NN-ER2-T	100 Base-T	Tab Up	No LED	-40°C ~ 85°C	Reflow
ARJM11D7-009-AB-CW2	100 Base-T	Tab Up	Left: G, Right: Y	0°C ~ 70°C	Wave
ARJM11D7-009-AB-EW2	100 Base-T	Tab Up	Left: G, Right: Y	-40°C ~ 85°C	Wave
ARJM11D7-009-AB-ER2-T	100 Base-T	Tab Up	Left: G, Right: Y	-40°C ~ 85°C	Reflow
ARJM11D7-009-KB-CW2	100 Base-T	Tab Up	Left: G/O, Right: Y	0°C ~ 70°C	Wave
ARJM11D7-009-KB-EW2	100 Base-T	Tab Up	Left: G/O, Right: Y	-40°C ~ 85°C	Wave
ARJM11D7-009-KB-ER2-T	100 Base-T	Tab Up	Left: G/O, Right: Y	-40°C ~ 85°C	Reflow
ARJM11A1-009-NN-CW2	100 Base-T	Tab Down	No LED	0°C ~ 70°C	Wave
ARJM11A1-009-NN-EW2	100 Base-T	Tab Down	No LED	-40°C ~ 85°C	Wave
ARJM11A1-009-NN-ER2-T	100 Base-T	Tab Down	No LED	-40°C ~ 85°C	Reflow
ARJM11A1-009-AB-CW2	100 Base-T	Tab Down	Left: G, Right: Y	0°C ~ 70°C	Wave
ARJM11A1-009-AB-EW2	100 Base-T	Tab Down	Left: G, Right: Y	-40°C ~ 85°C	Wave
ARJM11A1-009-AB-ER2-T	100 Base-T	Tab Down	Left: G, Right: Y	-40°C ~ 85°C	Reflow
ARJM11A1-009-KB-CW2	100 Base-T	Tab Down	Left: G/O, Right: Y	0°C ~ 70°C	Wave
ARJM11A1-009-KB-EW2	100 Base-T	Tab Down	Left: G/O, Right: Y	-40°C ~ 85°C	Wave
ARJM11A1-009-KB-ER2-T	100 Base-T	Tab Down	Left: G/O, Right: Y	-40°C ~ 85°C	Reflow
ARJM11B1-009-NN-CW2	100 Base-T	Tab Down	No LED	0°C ~ 70°C	Wave
ARJM11B1-009-NN-EW2	100 Base-T	Tab Down	No LED	-40°C ~ 85°C	Wave
ARJM11B1-009-NN-ER2-T	100 Base-T	Tab Down	No LED	-40°C ~ 85°C	Reflow
ARJM11B1-009-AB-CW2	100 Base-T	Tab Down	Left: G, Right: Y	0°C ~ 70°C	Wave
ARJM11B1-009-AB-EW2	100 Base-T	Tab Down	Left: G, Right: Y	-40°C ~ 85°C	Wave
ARJM11B1-009-AB-ER2-T	100 Base-T	Tab Down	Left: G, Right: Y	-40°C ~ 85°C	Reflow
ARJM11B1-009-KB-CW2	100 Base-T	Tab Down	Left: G/O, Right: Y	0°C ~ 70°C	Wave
ARJM11B1-009-KB-EW2	100 Base-T	Tab Down	Left: G/O, Right: Y	-40°C ~ 85°C	Wave
ARJM11B1-009-KB-ER2-T	100 Base-T	Tab Down	Left: G/O, Right: Y	-40°C ~ 85°C	Reflow



5101 Hidden Creek Lane Spicewood TX 78751
Phone: 512.371.6159 | email: abinfo@abracon.com
For terms and conditions of sales visit:
www.abracon.com

REVISED: 04.22.2019

ABRACON IS
ISO9001-2015
CERTIFIED

RJ45 SINGLE PORT 100/1000/2.5G/5G BASE-T MAGNETICS



ARJM11

21.30 x 15.90 x 13.60mm

21.30 x 15.90 x 13.80mm

UL Certification Number: E503350

RoHS/RoHS II Compliant

MSL = 1

100 BASE-T POE AND POE+ STANDARD PART NUMBERS

Part Number	Speed	Tab Direction	LED	Operating Temperature	Soldering Method
ARJM11C7-114-NN-CW2	100 Base-T POE	Tab Up	No LED	0°C ~ 70°C	Wave
ARJM11C7-114-NN-EW2	100 Base-T POE	Tab Up	No LED	-40°C ~ 85°C	Wave
ARJM11C7-114-NN-ER2-T	100 Base-T POE	Tab Up	No LED	-40°C ~ 85°C	Reflow
ARJM11C7-114-AB-CW2	100 Base-T POE	Tab Up	Left: G, Right: Y	0°C ~ 70°C	Wave
ARJM11C7-114-AB-EW2	100 Base-T POE	Tab Up	Left: G, Right: Y	-40°C ~ 85°C	Wave
ARJM11C7-114-AB-ER2-T	100 Base-T POE	Tab Up	Left: G, Right: Y	-40°C ~ 85°C	Reflow
ARJM11C7-114-KB-CW2	100 Base-T POE	Tab Up	Left: G/O, Right: Y	0°C ~ 70°C	Wave
ARJM11C7-114-KB-EW2	100 Base-T POE	Tab Up	Left: G/O, Right: Y	-40°C ~ 85°C	Wave
ARJM11C7-114-KB-ER2-T	100 Base-T POE	Tab Up	Left: G/O, Right: Y	-40°C ~ 85°C	Reflow
ARJM11D7-114-NN-CW2	100 Base-T POE	Tab Up	No LED	0°C ~ 70°C	Wave
ARJM11D7-114-NN-EW2	100 Base-T POE	Tab Up	No LED	-40°C ~ 85°C	Wave
ARJM11D7-114-NN-ER2-T	100 Base-T POE	Tab Up	No LED	-40°C ~ 85°C	Reflow
ARJM11D7-114-AB-CW2	100 Base-T POE	Tab Up	Left: G, Right: Y	0°C ~ 70°C	Wave
ARJM11D7-114-AB-EW2	100 Base-T POE	Tab Up	Left: G, Right: Y	-40°C ~ 85°C	Wave
ARJM11D7-114-AB-ER2-T	100 Base-T POE	Tab Up	Left: G, Right: Y	-40°C ~ 85°C	Reflow
ARJM11D7-114-KB-CW2	100 Base-T POE	Tab Up	Left: G/O, Right: Y	0°C ~ 70°C	Wave
ARJM11D7-114-KB-EW2	100 Base-T POE	Tab Up	Left: G/O, Right: Y	-40°C ~ 85°C	Wave
ARJM11D7-114-KB-ER2-T	100 Base-T POE	Tab Up	Left: G/O, Right: Y	-40°C ~ 85°C	Reflow
ARJM11C7-104-NN-CW2	100 Base-T POE+	Tab Up	No LED	0°C ~ 70°C	Wave
ARJM11C7-104-NN-EW2	100 Base-T POE+	Tab Up	No LED	-40°C ~ 85°C	Wave
ARJM11C7-104-NN-ER2-T	100 Base-T POE+	Tab Up	No LED	-40°C ~ 85°C	Reflow
ARJM11C7-104-AB-CW2	100 Base-T POE+	Tab Up	Left: G, Right: Y	0°C ~ 70°C	Wave
ARJM11C7-104-AB-EW2	100 Base-T POE+	Tab Up	Left: G, Right: Y	-40°C ~ 85°C	Wave
ARJM11C7-104-AB-ER2-T	100 Base-T POE+	Tab Up	Left: G, Right: Y	-40°C ~ 85°C	Reflow
ARJM11C7-104-KB-CW2	100 Base-T POE+	Tab Up	Left: G/O, Right: Y	0°C ~ 70°C	Wave
ARJM11C7-104-KB-EW2	100 Base-T POE+	Tab Up	Left: G/O, Right: Y	-40°C ~ 85°C	Wave
ARJM11C7-104-KB-ER2-T	100 Base-T POE+	Tab Up	Left: G/O, Right: Y	-40°C ~ 85°C	Reflow
ARJM11D7-104-NN-CW2	100 Base-T POE+	Tab Up	No LED	0°C ~ 70°C	Wave
ARJM11D7-104-NN-EW2	100 Base-T POE+	Tab Up	No LED	-40°C ~ 85°C	Wave
ARJM11D7-104-NN-ER2-T	100 Base-T POE+	Tab Up	No LED	-40°C ~ 85°C	Reflow
ARJM11D7-104-AB-CW2	100 Base-T POE+	Tab Up	Left: G, Right: Y	0°C ~ 70°C	Wave
ARJM11D7-104-AB-EW2	100 Base-T POE+	Tab Up	Left: G, Right: Y	-40°C ~ 85°C	Wave
ARJM11D7-104-AB-ER2-T	100 Base-T POE+	Tab Up	Left: G, Right: Y	-40°C ~ 85°C	Reflow
ARJM11D7-104-KB-CW2	100 Base-T POE+	Tab Up	Left: G/O, Right: Y	0°C ~ 70°C	Wave
ARJM11D7-104-KB-EW2	100 Base-T POE+	Tab Up	Left: G/O, Right: Y	-40°C ~ 85°C	Wave
ARJM11D7-104-KB-ER2-T	100 Base-T POE+	Tab Up	Left: G/O, Right: Y	-40°C ~ 85°C	Reflow



5101 Hidden Creek Lane Spicewood TX 78751
 Phone: 512.371.6159 | email: abinfo@abracon.com
 For terms and conditions of sales visit:
www.abracon.com

REVISED: 04.22.2019

ABRACON IS
 ISO9001-2015
 CERTIFIED

RJ45 SINGLE PORT 100/1000/2.5G/5G BASE-T MAGNETICS



ARJM11

21.30 x 15.90 x 13.60mm

21.30 x 15.90 x 13.80mm

UL Certification Number: E503350

RoHS/RoHS II Compliant

MSL = 1

1000 BASE-T STANDARD PART NUMBERS

Part Number	Speed	Tab Direction	LED	Operating Temperature	Soldering Method
ARJM11C7-502-NN-CW2	1000 Base-T	Tab Up	No LED	0°C ~ 70°C	Wave
ARJM11C7-502-NN-EW2	1000 Base-T	Tab Up	No LED	-40°C ~ 85°C	Wave
ARJM11C7-502-NN-ER2-T	1000 Base-T	Tab Up	No LED	-40°C ~ 85°C	Reflow
ARJM11C7-502-AB-CW2	1000 Base-T	Tab Up	Left: G, Right: Y	0°C ~ 70°C	Wave
ARJM11C7-502-AB-EW2	1000 Base-T	Tab Up	Left: G, Right: Y	-40°C ~ 85°C	Wave
ARJM11C7-502-AB-ER2-T	1000 Base-T	Tab Up	Left: G, Right: Y	-40°C ~ 85°C	Reflow
ARJM11C7-502-KB-CW2	1000 Base-T	Tab Up	Left: G/O, Right: Y	0°C ~ 70°C	Wave
ARJM11C7-502-KB-EW2	1000 Base-T	Tab Up	Left: G/O, Right: Y	-40°C ~ 85°C	Wave
ARJM11C7-502-KB-ER2-T	1000 Base-T	Tab Up	Left: G/O, Right: Y	-40°C ~ 85°C	Reflow
ARJM11D7-502-NN-CW2	1000 Base-T	Tab Up	No LED	0°C ~ 70°C	Wave
ARJM11D7-502-NN-EW2	1000 Base-T	Tab Up	No LED	-40°C ~ 85°C	Wave
ARJM11D7-502-NN-ER2-T	1000 Base-T	Tab Up	No LED	-40°C ~ 85°C	Reflow
ARJM11D7-502-AB-CW2	1000 Base-T	Tab Up	Left: G, Right: Y	0°C ~ 70°C	Wave
ARJM11D7-502-AB-EW2	1000 Base-T	Tab Up	Left: G, Right: Y	-40°C ~ 85°C	Wave
ARJM11D7-502-AB-ER2-T	1000 Base-T	Tab Up	Left: G, Right: Y	-40°C ~ 85°C	Reflow
ARJM11D7-502-KB-CW2	1000 Base-T	Tab Up	Left: G/O, Right: Y	0°C ~ 70°C	Wave
ARJM11D7-502-KB-EW2	1000 Base-T	Tab Up	Left: G/O, Right: Y	-40°C ~ 85°C	Wave
ARJM11D7-502-KB-ER2-T	1000 Base-T	Tab Up	Left: G/O, Right: Y	-40°C ~ 85°C	Reflow
ARJM11A1-502-NN-CW2	1000 Base-T	Tab Down	No LED	0°C ~ 70°C	Wave
ARJM11A1-502-NN-EW2	1000 Base-T	Tab Down	No LED	-40°C ~ 85°C	Wave
ARJM11A1-502-NN-ER2-T	1000 Base-T	Tab Down	No LED	-40°C ~ 85°C	Reflow
ARJM11A1-502-AB-CW2	1000 Base-T	Tab Down	Left: G, Right: Y	0°C ~ 70°C	Wave
ARJM11A1-502-AB-EW2	1000 Base-T	Tab Down	Left: G, Right: Y	-40°C ~ 85°C	Wave
ARJM11A1-502-AB-ER2-T	1000 Base-T	Tab Down	Left: G, Right: Y	-40°C ~ 85°C	Reflow
ARJM11A1-502-KB-CW2	1000 Base-T	Tab Down	Left: G/O, Right: Y	0°C ~ 70°C	Wave
ARJM11A1-502-KB-EW2	1000 Base-T	Tab Down	Left: G/O, Right: Y	-40°C ~ 85°C	Wave
ARJM11A1-502-KB-ER2-T	1000 Base-T	Tab Down	Left: G/O, Right: Y	-40°C ~ 85°C	Reflow
ARJM11B1-502-NN-CW2	1000 Base-T	Tab Down	No LED	0°C ~ 70°C	Wave
ARJM11B1-502-NN-EW2	1000 Base-T	Tab Down	No LED	-40°C ~ 85°C	Wave
ARJM11B1-502-NN-ER2-T	1000 Base-T	Tab Down	No LED	-40°C ~ 85°C	Reflow
ARJM11B1-502-AB-CW2	1000 Base-T	Tab Down	Left: G, Right: Y	0°C ~ 70°C	Wave
ARJM11B1-502-AB-EW2	1000 Base-T	Tab Down	Left: G, Right: Y	-40°C ~ 85°C	Wave
ARJM11B1-502-AB-ER2-T	1000 Base-T	Tab Down	Left: G, Right: Y	-40°C ~ 85°C	Reflow
ARJM11B1-502-KB-CW2	1000 Base-T	Tab Down	Left: G/O, Right: Y	0°C ~ 70°C	Wave
ARJM11B1-502-KB-EW2	1000 Base-T	Tab Down	Left: G/O, Right: Y	-40°C ~ 85°C	Wave
ARJM11B1-502-KB-ER2-T	1000 Base-T	Tab Down	Left: G/O, Right: Y	-40°C ~ 85°C	Reflow



5101 Hidden Creek Lane Spicewood TX 78751
 Phone: 512.371.6159 | email: abinfo@abracon.com
 For terms and conditions of sales visit:
www.abracon.com

REVISED: 04.22.2019

ABRACON IS
 ISO9001-2015
 CERTIFIED

RJ45 SINGLE PORT 100/1000/2.5G/5G BASE-T MAGNETICS



ARJM11

21.30 x 15.90 x 13.60mm

21.30 x 15.90 x 13.80mm

UL Certification Number: E503350

RoHS/RoHS II Compliant

MSL = 1

2.5 BASE-T STANDARD PART NUMBERS

Part Number	Speed	Tab Direction	LED	Operating Temperature	Soldering Method
ARJM11C7-805-NN-CW2	2.5G Base-T	Tab Up	No LED	0°C ~ 70°C	Wave
ARJM11C7-805-NN-EW2	2.5G Base-T	Tab Up	No LED	-40°C ~ 85°C	Wave
ARJM11C7-805-NN-ER2-T	2.5G Base-T	Tab Up	No LED	-40°C ~ 85°C	Reflow
ARJM11C7-805-AB-CW2	2.5G Base-T	Tab Up	Left: G, Right: Y	0°C ~ 70°C	Wave
ARJM11C7-805-AB-EW2	2.5G Base-T	Tab Up	Left: G, Right: Y	-40°C ~ 85°C	Wave
ARJM11C7-805-AB-ER2-T	2.5G Base-T	Tab Up	Left: G, Right: Y	-40°C ~ 85°C	Reflow
ARJM11C7-805-KB-CW2	2.5G Base-T	Tab Up	Left: G/O, Right: Y	0°C ~ 70°C	Wave
ARJM11C7-805-KB-EW2	2.5G Base-T	Tab Up	Left: G/O, Right: Y	-40°C ~ 85°C	Wave
ARJM11C7-805-KB-ER2-T	2.5G Base-T	Tab Up	Left: G/O, Right: Y	-40°C ~ 85°C	Reflow
ARJM11D7-805-NN-CW2	2.5G Base-T	Tab Up	No LED	0°C ~ 70°C	Wave
ARJM11D7-805-NN-EW2	2.5G Base-T	Tab Up	No LED	-40°C ~ 85°C	Wave
ARJM11D7-805-NN-ER2-T	2.5G Base-T	Tab Up	No LED	-40°C ~ 85°C	Reflow
ARJM11D7-805-AB-CW2	2.5G Base-T	Tab Up	Left: G, Right: Y	0°C ~ 70°C	Wave
ARJM11D7-805-AB-EW2	2.5G Base-T	Tab Up	Left: G, Right: Y	-40°C ~ 85°C	Wave
ARJM11D7-805-AB-ER2-T	2.5G Base-T	Tab Up	Left: G, Right: Y	-40°C ~ 85°C	Reflow
ARJM11D7-805-KB-CW2	2.5G Base-T	Tab Up	Left: G/O, Right: Y	0°C ~ 70°C	Wave
ARJM11D7-805-KB-EW2	2.5G Base-T	Tab Up	Left: G/O, Right: Y	-40°C ~ 85°C	Wave
ARJM11D7-805-KB-ER2-T	2.5G Base-T	Tab Up	Left: G/O, Right: Y	-40°C ~ 85°C	Reflow
ARJM11A1-805-NN-CW2	2.5G Base-T	Tab Down	No LED	0°C ~ 70°C	Wave
ARJM11A1-805-NN-EW2	2.5G Base-T	Tab Down	No LED	-40°C ~ 85°C	Wave
ARJM11A1-805-NN-ER2-T	2.5G Base-T	Tab Down	No LED	-40°C ~ 85°C	Reflow
ARJM11A1-805-AB-CW2	2.5G Base-T	Tab Down	Left: G, Right: Y	0°C ~ 70°C	Wave
ARJM11A1-805-AB-EW2	2.5G Base-T	Tab Down	Left: G, Right: Y	-40°C ~ 85°C	Wave
ARJM11A1-805-AB-ER2-T	2.5G Base-T	Tab Down	Left: G, Right: Y	-40°C ~ 85°C	Reflow
ARJM11A1-805-KB-CW2	2.5G Base-T	Tab Down	Left: G/O, Right: Y	0°C ~ 70°C	Wave
ARJM11A1-805-KB-EW2	2.5G Base-T	Tab Down	Left: G/O, Right: Y	-40°C ~ 85°C	Wave
ARJM11A1-805-KB-ER2-T	2.5G Base-T	Tab Down	Left: G/O, Right: Y	-40°C ~ 85°C	Reflow
ARJM11B1-805-NN-CW2	2.5G Base-T	Tab Down	No LED	0°C ~ 70°C	Wave
ARJM11B1-805-NN-EW2	2.5G Base-T	Tab Down	No LED	-40°C ~ 85°C	Wave
ARJM11B1-805-NN-ER2-T	2.5G Base-T	Tab Down	No LED	-40°C ~ 85°C	Reflow
ARJM11B1-805-AB-CW2	2.5G Base-T	Tab Down	Left: G, Right: Y	0°C ~ 70°C	Wave
ARJM11B1-805-AB-EW2	2.5G Base-T	Tab Down	Left: G, Right: Y	-40°C ~ 85°C	Wave
ARJM11B1-805-AB-ER2-T	2.5G Base-T	Tab Down	Left: G, Right: Y	-40°C ~ 85°C	Reflow
ARJM11B1-805-KB-CW2	2.5G Base-T	Tab Down	Left: G/O, Right: Y	0°C ~ 70°C	Wave
ARJM11B1-805-KB-EW2	2.5G Base-T	Tab Down	Left: G/O, Right: Y	-40°C ~ 85°C	Wave
ARJM11B1-805-KB-ER2-T	2.5G Base-T	Tab Down	Left: G/O, Right: Y	-40°C ~ 85°C	Reflow



5101 Hidden Creek Lane Spicewood TX 78751
 Phone: 512.371.6159 | email: abinfo@abracon.com
 For terms and conditions of sales visit:
www.abracon.com

REVISED: 04.22.2019

ABRACON IS
 ISO9001-2015
 CERTIFIED

RJ45 SINGLE PORT 100/1000/2.5G/5G BASE-T MAGNETICS



ARJM11

21.30 x 15.90 x 13.60mm
21.30 x 15.90 x 13.80mm

UL Certification Number: E503350
RoHS/RoHS II Compliant
MSL = 1

5G BASE-T STANDARD PART NUMBERS

Part Number	Speed	Tab Direction	LED	Operating Temperature	Soldering Method
ARJM11C7-811-NN-CW2	5G Base-T	Tab Up	No LED	0°C ~ 70°C	Wave
ARJM11C7-811-NN-EW2	5G Base-T	Tab Up	No LED	-40°C ~ 85°C	Wave
ARJM11C7-811-NN-ER2-T	5G Base-T	Tab Up	No LED	-40°C ~ 85°C	Reflow
ARJM11C7-811-AB-CW2	5G Base-T	Tab Up	Left: G, Right: Y	0°C ~ 70°C	Wave
ARJM11C7-811-AB-EW2	5G Base-T	Tab Up	Left: G, Right: Y	-40°C ~ 85°C	Wave
ARJM11C7-811-AB-ER2-T	5G Base-T	Tab Up	Left: G, Right: Y	-40°C ~ 85°C	Reflow
ARJM11C7-811-KB-CW2	5G Base-T	Tab Up	Left: G/O, Right: Y	0°C ~ 70°C	Wave
ARJM11C7-811-KB-EW2	5G Base-T	Tab Up	Left: G/O, Right: Y	-40°C ~ 85°C	Wave
ARJM11C7-811-KB-ER2-T	5G Base-T	Tab Up	Left: G/O, Right: Y	-40°C ~ 85°C	Reflow
ARJM11D7-811-NN-CW2	5G Base-T	Tab Up	No LED	0°C ~ 70°C	Wave
ARJM11D7-811-NN-EW2	5G Base-T	Tab Up	No LED	-40°C ~ 85°C	Wave
ARJM11D7-811-NN-ER2-T	5G Base-T	Tab Up	No LED	-40°C ~ 85°C	Reflow
ARJM11D7-811-AB-CW2	5G Base-T	Tab Up	Left: G, Right: Y	0°C ~ 70°C	Wave
ARJM11D7-811-AB-EW2	5G Base-T	Tab Up	Left: G, Right: Y	-40°C ~ 85°C	Wave
ARJM11D7-811-AB-ER2-T	5G Base-T	Tab Up	Left: G, Right: Y	-40°C ~ 85°C	Reflow
ARJM11D7-811-KB-CW2	5G Base-T	Tab Up	Left: G/O, Right: Y	0°C ~ 70°C	Wave
ARJM11D7-811-KB-EW2	5G Base-T	Tab Up	Left: G/O, Right: Y	-40°C ~ 85°C	Wave
ARJM11D7-811-KB-ER2-T	5G Base-T	Tab Up	Left: G/O, Right: Y	-40°C ~ 85°C	Reflow
ARJM11A1-811-NN-CW2	5G Base-T	Tab Down	No LED	0°C ~ 70°C	Wave
ARJM11A1-811-NN-EW2	5G Base-T	Tab Down	No LED	-40°C ~ 85°C	Wave
ARJM11A1-811-NN-ER2-T	5G Base-T	Tab Down	No LED	-40°C ~ 85°C	Reflow
ARJM11A1-811-AB-CW2	5G Base-T	Tab Down	Left: G, Right: Y	0°C ~ 70°C	Wave
ARJM11A1-811-AB-EW2	5G Base-T	Tab Down	Left: G, Right: Y	-40°C ~ 85°C	Wave
ARJM11A1-811-AB-ER2-T	5G Base-T	Tab Down	Left: G, Right: Y	-40°C ~ 85°C	Reflow
ARJM11A1-811-KB-CW2	5G Base-T	Tab Down	Left: G/O, Right: Y	0°C ~ 70°C	Wave
ARJM11A1-811-KB-EW2	5G Base-T	Tab Down	Left: G/O, Right: Y	-40°C ~ 85°C	Wave
ARJM11A1-811-KB-ER2-T	5G Base-T	Tab Down	Left: G/O, Right: Y	-40°C ~ 85°C	Reflow
ARJM11B1-811-NN-CW2	5G Base-T	Tab Down	No LED	0°C ~ 70°C	Wave
ARJM11B1-811-NN-EW2	5G Base-T	Tab Down	No LED	-40°C ~ 85°C	Wave
ARJM11B1-811-NN-ER2-T	5G Base-T	Tab Down	No LED	-40°C ~ 85°C	Reflow
ARJM11B1-811-AB-CW2	5G Base-T	Tab Down	Left: G, Right: Y	0°C ~ 70°C	Wave
ARJM11B1-811-AB-EW2	5G Base-T	Tab Down	Left: G, Right: Y	-40°C ~ 85°C	Wave
ARJM11B1-811-AB-ER2-T	5G Base-T	Tab Down	Left: G, Right: Y	-40°C ~ 85°C	Reflow
ARJM11B1-811-KB-CW2	5G Base-T	Tab Down	Left: G/O, Right: Y	0°C ~ 70°C	Wave
ARJM11B1-811-KB-EW2	5G Base-T	Tab Down	Left: G/O, Right: Y	-40°C ~ 85°C	Wave
ARJM11B1-811-KB-ER2-T	5G Base-T	Tab Down	Left: G/O, Right: Y	-40°C ~ 85°C	Reflow



5101 Hidden Creek Lane Spicewood TX 78751
Phone: 512.371.6159 | email: abinfo@abracon.com
For terms and conditions of sales visit:
www.abracon.com

REVISED: 04.22.2019

ABRACON IS
ISO9001-2015
CERTIFIED

RJ45 SINGLE PORT 100/1000/2.5G/5G BASE-T MAGNETICS



ARJM11

21.30 x 15.90 x 13.60mm
21.30 x 15.90 x 13.80mm

UL Certification Number: E503350
RoHS/RoHS II Compliant
MSL = 1

2.5 BASE-T STANDARD PART NUMBERS CONT.

Part Number	Speed	Tab Direction	LED	Operating Temperature	Soldering Method
ARJM11C7-809-NN-CW2	2.5G Base-T	Tab Up	No LED	0°C ~ 70°C	Wave
ARJM11C7-809-NN-EW2	2.5G Base-T	Tab Up	No LED	-40°C ~ 85°C	Wave
ARJM11C7-809-NN-ER2-T	2.5G Base-T	Tab Up	No LED	-40°C ~ 85°C	Reflow
ARJM11C7-809-AB-CW2	2.5G Base-T	Tab Up	Left: G, Right: Y	0°C ~ 70°C	Wave
ARJM11C7-809-AB-EW2	2.5G Base-T	Tab Up	Left: G, Right: Y	-40°C ~ 85°C	Wave
ARJM11C7-809-AB-ER2-T	2.5G Base-T	Tab Up	Left: G, Right: Y	-40°C ~ 85°C	Reflow
ARJM11C7-809-KB-CW2	2.5G Base-T	Tab Up	Left: G/O, Right: Y	0°C ~ 70°C	Wave
ARJM11C7-809-KB-EW2	2.5G Base-T	Tab Up	Left: G/O, Right: Y	-40°C ~ 85°C	Wave
ARJM11C7-809-KB-ER2-T	2.5G Base-T	Tab Up	Left: G/O, Right: Y	-40°C ~ 85°C	Reflow
ARJM11D7-809-NN-CW2	2.5G Base-T	Tab Up	No LED	0°C ~ 70°C	Wave
ARJM11D7-809-NN-EW2	2.5G Base-T	Tab Up	No LED	-40°C ~ 85°C	Wave
ARJM11D7-809-NN-ER2-T	2.5G Base-T	Tab Up	No LED	-40°C ~ 85°C	Reflow
ARJM11D7-809-AB-CW2	2.5G Base-T	Tab Up	Left: G, Right: Y	0°C ~ 70°C	Wave
ARJM11D7-809-AB-EW2	2.5G Base-T	Tab Up	Left: G, Right: Y	-40°C ~ 85°C	Wave
ARJM11D7-809-AB-ER2-T	2.5G Base-T	Tab Up	Left: G, Right: Y	-40°C ~ 85°C	Reflow
ARJM11D7-809-KB-CW2	2.5G Base-T	Tab Up	Left: G/O, Right: Y	0°C ~ 70°C	Wave
ARJM11D7-809-KB-EW2	2.5G Base-T	Tab Up	Left: G/O, Right: Y	-40°C ~ 85°C	Wave
ARJM11D7-809-KB-ER2-T	2.5G Base-T	Tab Up	Left: G/O, Right: Y	-40°C ~ 85°C	Reflow
ARJM11A1-809-NN-CW2	2.5G Base-T	Tab Down	No LED	0°C ~ 70°C	Wave
ARJM11A1-809-NN-EW2	2.5G Base-T	Tab Down	No LED	-40°C ~ 85°C	Wave
ARJM11A1-809-NN-ER2-T	2.5G Base-T	Tab Down	No LED	-40°C ~ 85°C	Reflow
ARJM11A1-809-AB-CW2	2.5G Base-T	Tab Down	Left: G, Right: Y	0°C ~ 70°C	Wave
ARJM11A1-809-AB-EW2	2.5G Base-T	Tab Down	Left: G, Right: Y	-40°C ~ 85°C	Wave
ARJM11A1-809-AB-ER2-T	2.5G Base-T	Tab Down	Left: G, Right: Y	-40°C ~ 85°C	Reflow
ARJM11A1-809-KB-CW2	2.5G Base-T	Tab Down	Left: G/O, Right: Y	0°C ~ 70°C	Wave
ARJM11A1-809-KB-EW2	2.5G Base-T	Tab Down	Left: G/O, Right: Y	-40°C ~ 85°C	Wave
ARJM11A1-809-KB-ER2-T	2.5G Base-T	Tab Down	Left: G/O, Right: Y	-40°C ~ 85°C	Reflow
ARJM11B1-809-NN-CW2	2.5G Base-T	Tab Down	No LED	0°C ~ 70°C	Wave
ARJM11B1-809-NN-EW2	2.5G Base-T	Tab Down	No LED	-40°C ~ 85°C	Wave
ARJM11B1-809-NN-ER2-T	2.5G Base-T	Tab Down	No LED	-40°C ~ 85°C	Reflow
ARJM11B1-809-AB-CW2	2.5G Base-T	Tab Down	Left: G, Right: Y	0°C ~ 70°C	Wave
ARJM11B1-809-AB-EW2	2.5G Base-T	Tab Down	Left: G, Right: Y	-40°C ~ 85°C	Wave
ARJM11B1-809-AB-ER2-T	2.5G Base-T	Tab Down	Left: G, Right: Y	-40°C ~ 85°C	Reflow
ARJM11B1-809-KB-CW2	2.5G Base-T	Tab Down	Left: G/O, Right: Y	0°C ~ 70°C	Wave
ARJM11B1-809-KB-EW2	2.5G Base-T	Tab Down	Left: G/O, Right: Y	-40°C ~ 85°C	Wave
ARJM11B1-809-KB-ER2-T	2.5G Base-T	Tab Down	Left: G/O, Right: Y	-40°C ~ 85°C	Reflow



5101 Hidden Creek Lane Spicewood TX 78751
Phone: 512.371.6159 | email: abinfo@abracon.com
For terms and conditions of sales visit:
www.abracon.com

REVISED: 04.22.2019

ABRACON IS
ISO9001-2015
CERTIFIED

Компания «Океан Электроники» предлагает заключение долгосрочных отношений при поставках импортных электронных компонентов на взаимовыгодных условиях!

Наши преимущества:

- Поставка оригинальных импортных электронных компонентов напрямую с производств Америки, Европы и Азии, а так же с крупнейших складов мира;
- Широкая линейка поставок активных и пассивных импортных электронных компонентов (более 30 млн. наименований);
- Поставка сложных, дефицитных, либо снятых с производства позиций;
- Оперативные сроки поставки под заказ (от 5 рабочих дней);
- Экспресс доставка в любую точку России;
- Помощь Конструкторского Отдела и консультации квалифицированных инженеров;
- Техническая поддержка проекта, помощь в подборе аналогов, поставка прототипов;
- Поставка электронных компонентов под контролем ВП;
- Система менеджмента качества сертифицирована по Международному стандарту ISO 9001;
- При необходимости вся продукция военного и аэрокосмического назначения проходит испытания и сертификацию в лаборатории (по согласованию с заказчиком);
- Поставка специализированных компонентов военного и аэрокосмического уровня качества (Xilinx, Altera, Analog Devices, Intersil, Interpoint, Microsemi, Actel, Aeroflex, Peregrine, VPT, Syfer, Eurofarad, Texas Instruments, MS Kennedy, Miteq, Cobham, E2V, MA-COM, Hittite, Mini-Circuits, General Dynamics и др.);

Компания «Океан Электроники» является официальным дистрибьютором и эксклюзивным представителем в России одного из крупнейших производителей разъемов военного и аэрокосмического назначения «JONHON», а так же официальным дистрибьютором и эксклюзивным представителем в России производителя высокотехнологичных и надежных решений для передачи СВЧ сигналов «FORSTAR».



JONHON

«JONHON» (основан в 1970 г.)

Разъемы специального, военного и аэрокосмического назначения:

(Применяются в военной, авиационной, аэрокосмической, морской, железнодорожной, горно- и нефтедобывающей отраслях промышленности)

«FORSTAR» (основан в 1998 г.)

ВЧ соединители, коаксиальные кабели, кабельные сборки и микроволновые компоненты:

(Применяются в телекоммуникациях гражданского и специального назначения, в средствах связи, РЛС, а так же военной, авиационной и аэрокосмической отраслях промышленности).



Телефон: 8 (812) 309-75-97 (многоканальный)

Факс: 8 (812) 320-03-32

Электронная почта: ocean@oceanchips.ru

Web: <http://oceanchips.ru/>

Адрес: 198099, г. Санкт-Петербург, ул. Калинина, д. 2, корп. 4, лит. А