

Description

General Notes

The series contains indicators and illuminated pushbuttons with maintained and momentary action and one contact which may be normally closed or normally open (snap-action element for closing). The illuminated pushbuttons are fitted with snap-action or low-level switching systems.
For technical data see pages 2 and 3.
The front dimensions are 9 x 9 mm or 9 mm dia.

Mounting

Mounting from the front through the mounting hole is assured even when the wiring has already been attached (mounting dimensions and spacing see page 4.).
The units are equipped with soldering or plug-in terminals.

Lenses

The flat lenses, made of polycarbonate, are obtainable in various colours. The transparent lens is available with translucent or transparent support.

Marking

A limited amount of marking can be provided.

Illumination

Perfect illumination of the different coloured lenses is assured by filament lamps bipin T1 longlife (6-36 V) or LED bipin T1 (2,2 V) in the colours red, yellow and green.

Position Indication

When a switch with maintained action is actuated, the lens remains in the depressed position mechanically. The state of the switch is apparent at all times from the position of the lens.

How to order

19-XXX.0X5

└── Contact material
└── Switch variant

19-9XX.X

Lens

19-9XX.X

Other accessories

Example:

- Illuminated pushbutton; round, momentary action, gold-plated silver contact, soldering terminals
19-139.035
- Lens, round, red
19-931.2

*All dimensions in mm.
We reserve the right to modify technical data.*

Switching system

Single-break, snap-action switching system; 1 normally open contact

Contact material

- gold-plated silver
- silver, suitable for over 20 V

Travel

2,8 mm

Actuating force (measured at the lens)

1,6 N (160 g)

Switch rating

50 VAC/72 VDC, 1 A (silver-plated)
50 VAC/72 VDC, 100 mA (gold-plated)

Mechanical life

2 million operations

Electric strength

2500 VAC, 50 Hz, 1 min between all terminals and earth, as per IEC 512-2-11.

Terminals

Max. wire diameter: 2 wires of 0,8 mm each
Max. wire cross-section of stranded cable: 1 x 0,75 mm²

Ambient temperature

- 25 °C to +65 °C without lamp
- 25 °C to +45 °C with lamp
- 25 °C to +65 °C with LED

For indicators and illuminated pushbuttons mounted as a block, make sure the heat can escape freely.

Storage temperature

-40 °C to +85 °C

Actuator case

Made of polyphenylene oxide, self-extinguishing
Colour, black

Degree of protection of front as per IEC 529

IP 40

Approvals

SEV

Switching system

This low-level switching system was designed for switching low powers in electronic circuits.

The switching system assures reliable switching of loads. Single-break momentary contact, as normally open or normally closed with 4 independent points of contact. Special features are the long life, extremely short rebound time and stable contact resistance.

Contact material

gold-plated

Travel

2,8 mm

Actuating force (measured at the lens)

1,8 N \pm 0,3 (180 g)

Switch rating

10 μ A/100 μ V to 100 mA at 42 VAC/VDC

Contact resistance

Value as new \leq 50 m Ω as per IEC 512-2, test 2b

Rebound time

typical < 100 μ s

Mechanical life

5 million operations

Electric strength

2500 VAC, 50 Hz, 1 min between all terminals and earth, as per IEC 512-2-11.

Terminals

The universal terminals permit these units to be mounted on printed circuit boards (PCB). These terminals can also be used as soldering or plug-in terminals. For these terminals we can also supply a plug-in base which, when soldered on to the board, enables the switch to be plugged in.

Max. wire diameter: 2 wires of 0,8 mm each

Max. wire cross-section of stranded cable: 1 x 0,75 mm²

Plug-in terminal: 2,0 x 0,5 mm

Ambient temperature

-25 °C to +65 °C without lamp

-25 °C to +45 °C with lamp

-25 °C to +65 °C with LED

For indicators and illuminated pushbuttons mounted as a block, make sure the heat can escape freely.

Storage temperature

-40 °C to +85 °C

Shockproof (single impact, semi-sinusoidal)

15 g for 11 ms as per IEC 68-2-27

Actuator case

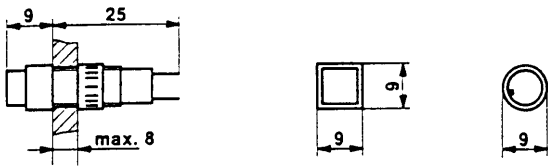
Made of polyphenylene oxide, self-extinguishing

Colour, black; grey can only be supplied on request.

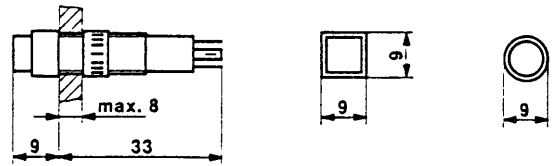
Degree of protection of front as per IEC 529

IP 40

Dimensions refer to page 5

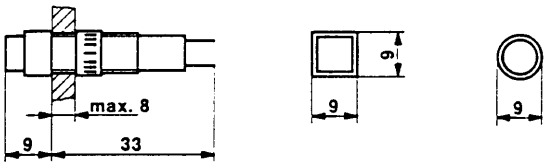


Indicators reduced

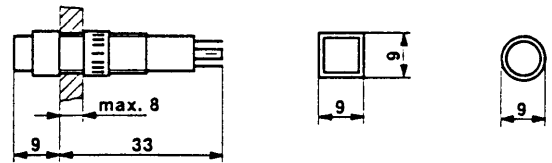


Illuminated pushbuttons with snap-action switching system

Dimensions refer to page 6

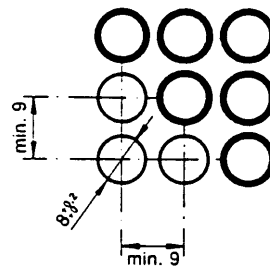
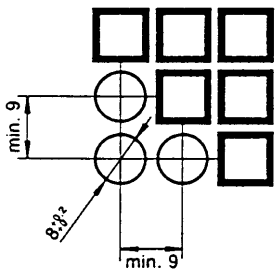


Indicators



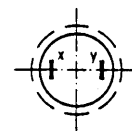
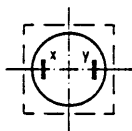
Illuminated pushbuttons with low-level switching system

Mounting dimensions Indicators, illuminated pushbuttons

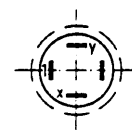
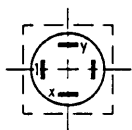


Terminals

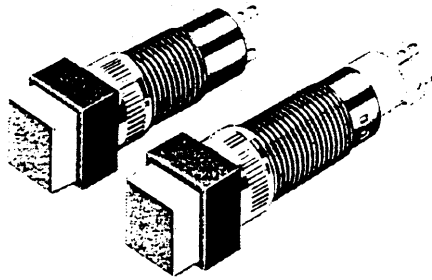
Indicator



Illuminated pushbutton with snap-action switching system and low-level switching system




Indicator, Illuminated Pushbuttons with Snap-action Switching System



50 VAC/72 VDC, 1A

Dimensions see page 4



50 VAC/72 VDC, 1A

Order lenses separately
see page 7

□ 9 mm
○ 9 mm


Description	Momentary action	Maintained action		Type No.	Depth mm
Indicator reduced	-	-		□ 19-050.005 ○ 19-030.005	25
Illuminated pushbutton 1 normally open contact silver contact 50 VAC/72 VDC, 1 A	x	-		□ 19-159.015 ○ 19-139.015	33
Illuminated pushbutton 1 normally open contact silver contact 50 VAC/72 VDC, 1 A	-	x		□ 19-289.015 ○ 19-279.015	33
Illuminated pushbutton 1 normally open contact silver, gold-plated 50 VAC/72 VDC, 100 mA	x	-		□ 19-159.035 ○ 19-139.035	33
Illuminated pushbutton 1 normally open contact silver, gold-plated 50 VAC/72 VDC, 100 mA	-	x		□ 19-289.035 ○ 19-279.035	33

Please note our new series 18 with very small depth and compact indicators for direct connection to 2.2, 12 or 24 VDC.

For lamps see page 8

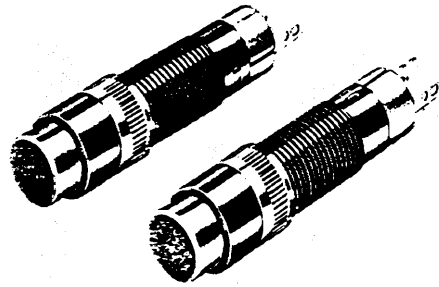
Indicator, Illuminated Pushbuttons with Low-level Switching System

19 LL



42 VAC/VDC, 100 mA

Dimensions see page 4



42 VAC/VDC, 100 mA

Order lenses separately
see page 7







□ 9 mm





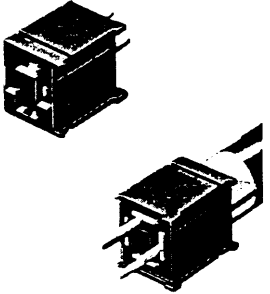
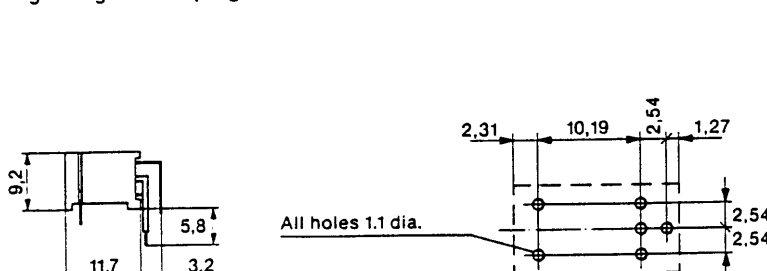


○ 9 mm

Description				Type No.	Depth mm
	Momentary action	Maintained action			
Indicator (The total length is the same as that of the illuminated pushbutton)	-	-		□ 19-051.005 ○ 19-031.005	33
Illuminated pushbutton 1 normally open contact	x	-		□ 19-451.035 ○ 19-431.035	33
Illuminated pushbutton 1 normally closed contact	x	-		□ 19-452.035 ○ 19-432.035	33
Illuminated pushbutton 1 normally open contact	-	x		□ 19-481.035 ○ 19-471.035	33
Illuminated pushbutton 1 normally closed contact	-	x		□ 19-482.035 ○ 19-472.035	33







Please note our new series 18 with very small depth and compact indicators for direct connection to 2.2, 12 or 24 VDC.

For lamps see page 8

Description	Colour	 7 x 7 mm	 7 mm			
	● opaque	Type No.	Type No.			
Flat, transparent lens with translucent support (for filament lamp and Multi-LED)	● black	19-951.0	19-931.0	 		
	red	19-951.2	19-931.2			
	yellow	19-951.4	19-931.4			
	green	19-951.5	19-931.5			
	blue	19-951.6	19-931.6			
	● grey	19-951.8	19-931.8			
	white	19-951.9	19-931.9			
	Flat, transparent lens with transparent support (for film insert and LED)	red	19-952.2		19-932.2	 
		yellow	19-952.4		19-932.4	
		green	19-952.5		19-932.5	
blue		19-952.6	19-932.6			
clear		19-952.7	19-932.7			

Description	Lamp voltage	Power consumption	Type No.	
Lamp bipin T1 To prevent the casing from being overheated we recommend underrunning the lamp by 20%	6 V 12 V 18 V 24 V 28 V 36 V	117 mA 58 mA 28 mA 25 mA 25 mA 19 mA	19-903.0 19-903.1 19-903.2 19-903.3 19-903.4 19-903.5	
LED bipin T1, 2,2 V Pins 9 mm long		red yellow green	19-943.02 19-943.04 19-943.05	
Multi-LED bipin T1 with built-in series resistor	red orange yellow green	28 V 20 mA 28 V 20 mA 28 V 15 mA 28 V 15 mA	11-968.32 11-968.33 11-968.34 11-968.35	
Axial PCB plug-in base 	19-940			
Right-angled PCB plug-in base 	19-941			
Flat connector for plug-in terminals 2,0 mm Insulating sleeve for flat connector 31-945	31-945 31-928			

Mounting Tools, Various

Description	Type No.	Image		
Assembly wrench for tightening (or loosening) fixing nuts	19-905			
Lamp remover	11-906			
Dressing tool used as aid to aligning buttons	19-906			
Lens remover	19-910			
Blind plug	square 9 x 9 mm	black	19-948.0	
	circular 9 mm dia.	black	19-949.0	
Fixing nut 9 mm dia. x 13 mm Only for sheet < 3 mm thick	19-991			

Компания «Океан Электроники» предлагает заключение долгосрочных отношений при поставках импортных электронных компонентов на взаимовыгодных условиях!

Наши преимущества:

- Поставка оригинальных импортных электронных компонентов напрямую с производств Америки, Европы и Азии, а так же с крупнейших складов мира;
- Широкая линейка поставок активных и пассивных импортных электронных компонентов (более 30 млн. наименований);
- Поставка сложных, дефицитных, либо снятых с производства позиций;
- Оперативные сроки поставки под заказ (от 5 рабочих дней);
- Экспресс доставка в любую точку России;
- Помощь Конструкторского Отдела и консультации квалифицированных инженеров;
- Техническая поддержка проекта, помощь в подборе аналогов, поставка прототипов;
- Поставка электронных компонентов под контролем ВП;
- Система менеджмента качества сертифицирована по Международному стандарту ISO 9001;
- При необходимости вся продукция военного и аэрокосмического назначения проходит испытания и сертификацию в лаборатории (по согласованию с заказчиком);
- Поставка специализированных компонентов военного и аэрокосмического уровня качества (Xilinx, Altera, Analog Devices, Intersil, Interpoint, Microsemi, Actel, Aeroflex, Peregrine, VPT, Syfer, Eurofarad, Texas Instruments, MS Kennedy, Miteq, Cobham, E2V, MA-COM, Hittite, Mini-Circuits, General Dynamics и др.);

Компания «Океан Электроники» является официальным дистрибьютором и эксклюзивным представителем в России одного из крупнейших производителей разъемов военного и аэрокосмического назначения «JONHON», а так же официальным дистрибьютором и эксклюзивным представителем в России производителя высокотехнологичных и надежных решений для передачи СВЧ сигналов «FORSTAR».



JONHON

«JONHON» (основан в 1970 г.)

Разъемы специального, военного и аэрокосмического назначения:

(Применяются в военной, авиационной, аэрокосмической, морской, железнодорожной, горно- и нефтедобывающей отраслях промышленности)

«FORSTAR» (основан в 1998 г.)

ВЧ соединители, коаксиальные кабели, кабельные сборки и микроволновые компоненты:

(Применяются в телекоммуникациях гражданского и специального назначения, в средствах связи, РЛС, а так же военной, авиационной и аэрокосмической отраслях промышленности).



Телефон: 8 (812) 309-75-97 (многоканальный)

Факс: 8 (812) 320-03-32

Электронная почта: ocean@oceanchips.ru

Web: <http://oceanchips.ru/>

Адрес: 198099, г. Санкт-Петербург, ул. Калинина, д. 2, корп. 4, лит. А