

TCE4 Series TCXO / TCVCXO

May 2012

Lead Free 

- Pletronics' TCE4 Series is a temperature compensated crystal oscillator with an optional voltage control function and a clipped sinewave output.
- The package is designed for high density surface mount designs.
- Tape and Reel packaging is available.
- 10 to 52 MHz
- 1.7V to 3.7V
- 2.5 x 3.2 mm LCC Ceramic Package
- Optional Voltage Control Function (TCVCXO)

Pletronics Inc. certifies this device is in accordance with the RoHS 6/6 (2002/95/EC) and WEEE (2002/96/EC) directives.

Pletronics Inc. guarantees the device does not contain the following:

Cadmium, Hexavalent Chromium, Lead, Mercury, PBB's, PBDE's

Weight of the Device: 0.10 grams

Moisture Sensitivity Level: 1 As defined in J-STD-020D.1

Second Level Interconnect code: e4

Absolute Maximum Ratings:

Parameter	Unit
V _{CC} Supply Voltage	-0.5V to +6.5V
V _i Input Voltage	-0.5V to V _{CC} + 0.5V
V _o Output Voltage	-0.5V to V _{CC} + 0.5V

Thermal Characteristics

The maximum die or junction temperature is 155°C

The thermal resistance junction to board is 25 to 40°C/Watt depending on the solder pads, ground plane and construction of the PCB.

Part Number:

TCE4	031	035	G	H	015	008	-12.75M	-XX	
Internal code or blank									
Nominal Frequency in MHz									
Pullability in ppm (Vcontrol) (xxx in ppm) 000 = TCXO only 008 = ± 8 ppm minimum Example									
Stability in ppm (ppm = xxx / 10) Examples are: 010 = ± 1 ppm 015 = ± 1.5 ppm 025 = ± 2.5 ppm									
Highest Specified Operating Temperature A = +40°C E = +60°C J = +80°C B = +45°C F = +65°C K = +85°C C = +50°C G = +70°C D = +55°C H = +75°C									
Lowest Specified Operating Temperature A = +10°C E = -10°C J = -30°C B = +5°C F = -15°C **L = -40°C C = +0°C G = -20°C D = -5°C H = -25°C									
Highest Supply Voltage * (xxx / 10) 035 = 3.5 volts for 3.3 volts nominal 031 = 3.1 volts for 3.0 volts nominal 026 = 2.6 volts for 2.5 volts nominal									
Lowest Supply Voltage * (xxx / 10) 031 = 3.1 volts for 3.3 volts nominal 029 = 2.9 volts for 3.0 volts nominal 024 = 2.4 volts for 2.5 volts nominal									
Series (Part Type, Logic & Package)									

* Supply Voltage: Select range between 2.7V and 3.3V with Highest / Lowest ≤ 1.10
 For Example: the part number for 3.3V nominal would be TCE4032034.....

** Contact factory for extended temperature operation and stabilities. Not all stabilities are available @-40°C

Part Marking:

ffff.xxx
•PLExx.ywww

or

ffff.xxx
•PLE x.ywww

ffff.xxx = frequency in MHz .
 PLE = Pletronics
 x = Internal code
 yww = Year week

Electrical Specification for specified Vsupply with a variation of $\pm 5\%$ over the specified temperature range

Item	Min	Typ	Max	Unit	Condition
Frequency Range	10	-	52	MHz	
Frequency Accuracy Range ¹	-2.5 -0.5	-	+2.5 +0.5	ppm	Vcontrol 1.50 volts if used
Frequency setting	-2	0	+2	ppm	Vcontrol 1.50 volts at 25°C
Frequency Stability vs. Supply	-0.2	0	+0.2	ppm	Load: 10K ohm // 10 pF & Vcc $\pm 5\%$
Frequency Stability vs. Load	-0.2	0	+0.2	ppm	Load: 10K ohm // 10 pF $\pm 5\%$
Output Waveform	Clipped Sinewave				
Output Level	0.8	-	1.1	V p-p	Load: 10K ohm $\pm 10\%$ // 10 pF $\pm 10\%$
Phase Noise					
100 Hz	-	-115	-	dBc/Hz	
1 KHz	-	-136	-		
10 KHz	-	-145	-		
100 KHz	-	-145	-		
V Supply Range V _{cc}	1.7	-	3.7	Volts	
Supply Current I _{cc}	-	2.0	3.0	mA	
Aging	-1.0	-	+1.0	ppm	Per year at 25°C
Vcontrol Range	0.5	-	2.50	Volts	1.50 volts nominal
Frequency Pullability ¹	-5	± 3	+5	ppm	
Operating Temperature Range	-30		+85	°C	
Storage Temperature Range	-55		+95	°C	

¹ Specified by part number

Reliability: Environmental Compliance

Parameter	Condition
Mechanical Shock	MIL-STD-883 Method 2002, Condition B
Vibration	MIL-STD-883 Method 2007, Condition A
Solderability	MIL-STD-883 Method 2003
Thermal Shock	MIL-STD-883 Method 1011, Condition A

ESD Rating

Model	Minimum Voltage	Conditions
Human Body Model	1500	MIL-STD-883 Method 3115
Charged Device Model	1000	JESD 22-C101

Package Labeling

Label is 1" x 2.6" (25.4mm x 66.7mm)


Font is Courier New

Bar code is 39-Full ASCII

(the label will show the TCE4 actual part number)

Label is 1" x 2.6" (25.4mm x 66.7mm)

Font is Arial



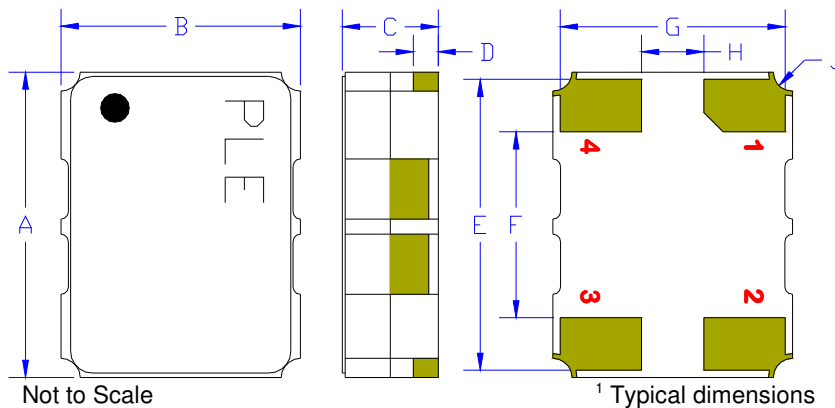
RoHS Compliant

2nd Lvl Interconnect

Category=e4

Max Safe Temp=260C for 10s 2X Max

Mechanical:



	Inches	mm
A	0.126 ±0.008	3.20 ±0.20
B	0.098 ±0.008	2.50 ±0.20
C	0.040 max	1.0 max
D ¹	0.102	0.26
E ¹	0.120	3.05
F ¹	0.077	1.95
G ¹	0.093	2.35
H ¹	0.026	0.65
J ¹	0.008	0.20R

Contacts: Gold 11.8 μinches 0.3 μm minimum
over Nickel 50 to 350 μinches 1.27 to 8.89 μm

Pad	Function	Note
1	Vcontrol Input	If this function is not specified, recommend connecting this pad to ground.
2	Ground (GND)	
3	Output	
4	Supply Voltage (V _{CC})	Recommend connecting appropriate power supply bypass capacitors as close as possible.

Reflow Cycle (typical for lead free processing)



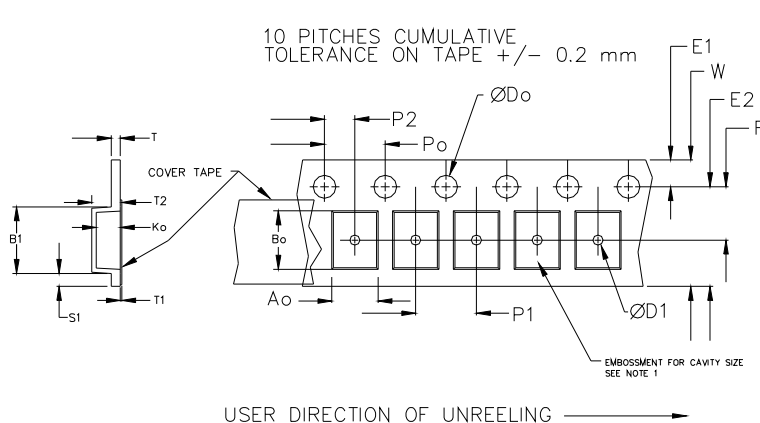
The part may be reflowed 2 times without degradation.

Tape and Reel: available for quantities of 250 to 1000 per reel, cut tape for < 250

Constant Dimensions Table 1									
Tape Size	D0	D1 Min	E1	P0	P2	S1 Min	T Max	T1 Max	
8mm	1.5	1.0	1.75	4.0	2.0 ± 0.05	0.6	0.6	0.1	
12mm		1.5			2.0 ± 0.1				
16mm		+0.1 -0.0			1.5				2.0 ± 0.1
24mm		1.5			2.0 ± 0.1				

Variable Dimensions Table 2							
Tape Size	B1 Max	E2 Min	F	P1	T2 Max	W Max	Ao, Bo & Ko
16 mm	12.1	14.25	7.5 ± 0.1	8.0 ± 0.1	8.0	16.3	Note 1

Note 1: Embossed cavity to conform to EIA-481-B Dimensions in mm Not to scale



REEL DIMENSIONS					
A	inches	7.0	10.0	13.0	Tape Width
	mm	177.8	254.0	330.2	
B	inches	2.50	4.00	3.75	
	mm	63.5	101.6	95.3	
C	mm	13.0 +0.5 / -0.2			
D	mm	16.4	16.4	16.4	
		+2.0 -0.0	+2.0 -0.0	+2.0 -0.0	

Reel dimensions may vary from the above

IMPORTANT NOTICE

Pletronics Incorporated (PLE) reserves the right to make corrections, improvements, modifications and other changes to this product at anytime. PLE reserves the right to discontinue any product or service without notice. Customers are responsible for obtaining the latest relevant information before placing orders and should verify that such information is current and complete. All products are sold subject to PLE's terms and conditions of sale supplied at the time of order acknowledgment.

PLE warrants performance of this product to the specifications applicable at the time of sale in accordance with PLE's limited warranty. Testing and other quality control techniques are used to the extent PLE deems necessary to support this warranty. Except where mandated by specific contractual documents, testing of all parameters of each product is not necessarily performed.

PLE assumes no liability for application assistance or customer product design. Customers are responsible for their products and applications using PLE components. To minimize the risks associated with the customer products and applications, customers should provide adequate design and operating safeguards.

PLE products are not designed, intended, authorized or warranted to be suitable for use in life support applications, devices or systems or other critical applications that may involve potential risks of death, personal injury or severe property or environmental damage. Inclusion of PLE products in such applications is understood to be fully at the risk of the customer. Use of PLE products in such applications requires the written approval of an appropriate PLE officer. Questions concerning potential risk applications should be directed to PLE.

PLE does not warrant or represent that any license, either express or implied, is granted under any PLE patent right, copyright, artwork or other intellectual property right relating to any combination, machine or process which PLE product or services are used. Information published by PLE regarding third-party products or services does not constitute a license from PLE to use such products or services or a warranty or endorsement thereof. Use of such information may require a license from a third party under the patents or other intellectual property of the third party, or a license from PLE under the patents or other intellectual property of PLE.

Reproduction of information in PLE data sheets or web site is permissible only if the reproduction is without alteration and is accompanied by associated warranties, conditions, limitations and notices. Reproduction of this information with alteration is an unfair and deceptive business practice. PLE is not responsible or liable for such altered documents.

Resale of PLE products or services with statements different from or beyond the parameters stated by PLE for that product or service voids all express and implied warranties for the associated PLE product or service and is an unfair or deceptive business practice. PLE is not responsible for any such statements.

Contacting Pletronics Inc.

Pletronics Inc.
19013 36th Ave. West
Lynnwood, WA 98036-5761 USA

Tel: 425-776-1880
Fax: 425-776-2760
E-mail: ple-sales@pletronics.com
URL: www.pletronics.com

Copyright © 2008, 2009, 2010, 2011 Pletronics Inc.

Компания «Океан Электроники» предлагает заключение долгосрочных отношений при поставках импортных электронных компонентов на взаимовыгодных условиях!

Наши преимущества:

- Поставка оригинальных импортных электронных компонентов напрямую с производств Америки, Европы и Азии, а так же с крупнейших складов мира;
- Широкая линейка поставок активных и пассивных импортных электронных компонентов (более 30 млн. наименований);
- Поставка сложных, дефицитных, либо снятых с производства позиций;
- Оперативные сроки поставки под заказ (от 5 рабочих дней);
- Экспресс доставка в любую точку России;
- Помощь Конструкторского Отдела и консультации квалифицированных инженеров;
- Техническая поддержка проекта, помощь в подборе аналогов, поставка прототипов;
- Поставка электронных компонентов под контролем ВП;
- Система менеджмента качества сертифицирована по Международному стандарту ISO 9001;
- При необходимости вся продукция военного и аэрокосмического назначения проходит испытания и сертификацию в лаборатории (по согласованию с заказчиком);
- Поставка специализированных компонентов военного и аэрокосмического уровня качества (Xilinx, Altera, Analog Devices, Intersil, Interpoint, Microsemi, Actel, Aeroflex, Peregrine, VPT, Syfer, Eurofarad, Texas Instruments, MS Kennedy, Miteq, Cobham, E2V, MA-COM, Hittite, Mini-Circuits, General Dynamics и др.);

Компания «Океан Электроники» является официальным дистрибьютором и эксклюзивным представителем в России одного из крупнейших производителей разъемов военного и аэрокосмического назначения «JONHON», а так же официальным дистрибьютором и эксклюзивным представителем в России производителя высокотехнологичных и надежных решений для передачи СВЧ сигналов «FORSTAR».



JONHON

«JONHON» (основан в 1970 г.)

Разъемы специального, военного и аэрокосмического назначения:

(Применяются в военной, авиационной, аэрокосмической, морской, железнодорожной, горно- и нефтедобывающей отраслях промышленности)

«FORSTAR» (основан в 1998 г.)

ВЧ соединители, коаксиальные кабели, кабельные сборки и микроволновые компоненты:

(Применяются в телекоммуникациях гражданского и специального назначения, в средствах связи, РЛС, а так же военной, авиационной и аэрокосмической отраслях промышленности).



Телефон: 8 (812) 309-75-97 (многоканальный)

Факс: 8 (812) 320-03-32

Электронная почта: ocean@oceanchips.ru

Web: <http://oceanchips.ru/>

Адрес: 198099, г. Санкт-Петербург, ул. Калинина, д. 2, корп. 4, лит. А