

PROTECTION PRODUCTS - Z-Pak™

Description

μ Clamp[®] TVS diodes are designed to protect sensitive electronics from damage or latch-up due to ESD. They are designed to replace 0201 size multilayer varistors (MLVs) in portable applications such as cell phones, notebook computers, and other portable electronics. They feature large cross-sectional area junctions for conducting high transient currents. These devices offer desirable characteristics for board level protection including fast response time, low operating and clamping voltage, and no device degradation.

μ Clamp[®]3311Z is constructed using Semtech's proprietary EPD process technology. The EPD process provides low standoff voltages with significant reductions in leakage currents and capacitance over silicon-avalanche diode processes. They feature a true operating voltage of 3.3 volts for superior protection when compared to traditional pn junction devices.

μ Clamp3311Z is in a 2-pin SLP0603P2X3A package. It measures 0.6 x 0.3 mm with a nominal height of only 0.25mm. Leads are finished with lead-free NiAu. Each device will protect one line operating at 3.3 volts. It gives the designer the flexibility to protect single lines in applications where arrays are not practical. The combination of small size and high ESD surge capability makes them ideal for use in portable applications such as cellular phones, digital cameras, and MP3 players.

Features

- ◆ High ESD withstand Voltage: **+/-14kV** (Contact) and **+/- 16kV** (Air) per **IEC 61000-4-2**
- ◆ Able to withstand over 1000 ESD strikes per IEC 61000-4-2 Level 4
- ◆ Ultra-small **0201 package**
- ◆ Protects one data line
- ◆ Low reverse current: <10nA typical (VR=5V)
- ◆ Working voltage: +/- 3.3V
- ◆ Low capacitance: 6pF typical
- ◆ Extremely low dynamic resistance: 0.21 Ohms (Typ)
- ◆ Solid-state silicon-avalanche technology

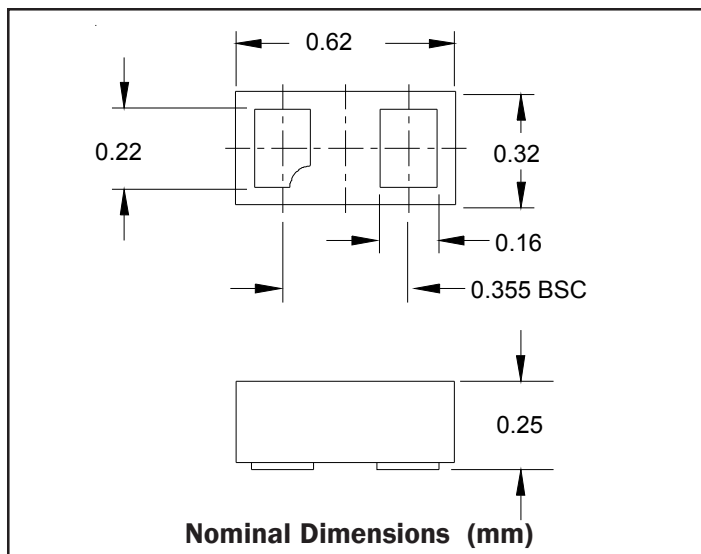
Mechanical Characteristics

- ◆ SLP0603P2X3A package
- ◆ Pb-Free, Halogen Free, RoHS/WEEE Compliant
- ◆ Nominal Dimensions: 0.6 x 0.3 x 0.25 mm
- ◆ Lead Finish: NiAu
- ◆ Marking : Marking code
- ◆ Packaging : Tape and Reel

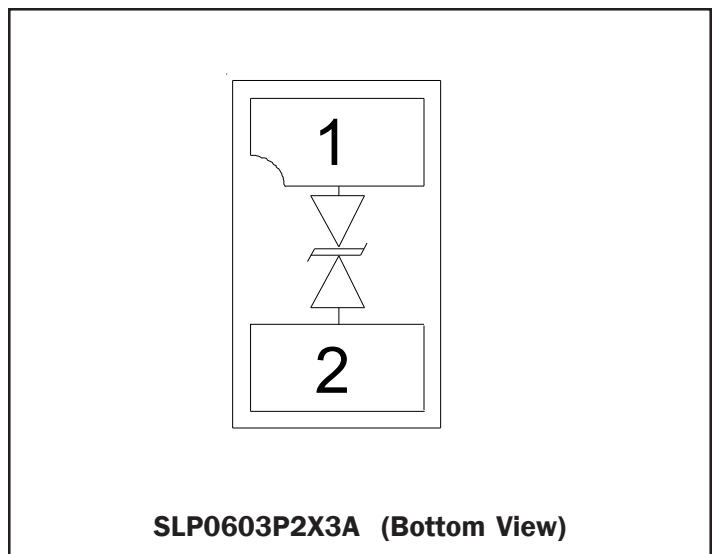
Applications

- ◆ Cellular Handsets & Accessories
- ◆ Keypads, Side Keys, Audio Ports
- ◆ Portable Instrumentation
- ◆ Digital Lines
- ◆ Tablet PC

Nominal Dimensions



Schematic



PROTECTION PRODUCTS

Absolute Maximum Rating

| Rating | Symbol | Value | Units |
|--|-----------|------------------|-------|
| Peak Pulse Power (tp = 8/20μs) | P_{pk} | 30 | Watts |
| Maximum Peak Pulse Current (tp = 8/20μs) | I_{pp} | 4 | Amps |
| ESD per IEC 61000-4-2 (Air) ¹ ESD per IEC 61000-4-2 (Contact) ¹ | V_{ESD} | +/- 16 +/- 14 | kV |
| Operating Temperature | T_J | -40 to +85 | °C |
| Storage Temperature | T_{STG} | -55 to +150 | °C |

Electrical Characteristics (T=25°C)

| Parameter | Symbol | Conditions | Minimum | Typical | Maximum | Units |
|------------------------------------|-----------|--|---------|---------|---------|-------|
| Reverse Stand-Off Voltage | V_{RWM} | | | | 3.3 | V |
| Punch-Through Voltage | V_{PT} | $I_{PT} = 50\mu A$ | 3.65 | 4 | 4.4 | V |
| Snap-Back Voltage | V_{SB} | $I_{SB} = 50mA$ | 2.8 | | | V |
| Reverse Leakage Current | I_R | $V_{RWM} = 3.3V$ | | 0.001 | 0.05 | μA |
| Clamping Voltage | V_C | $I_{pp} = 1A, tp = 8/20\mu s$ | | | 5.5 | V |
| Clamping Voltage | VC | $I_{pp} = 3A, tp = 8/20\mu s$ | | | 6.5 | V |
| Clamping Voltage | V_C | $I_{pp} = 4A, tp = 8/20\mu s$ | | | 7.5 | V |
| Dynamic Resistance ^{2, 3} | R_D | tp = 100ns | | 0.21 | | Ohms |
| Junction Capacitance | C_j | I/O pin to Gnd $V_R = 0V, f = 1MHz$ | | 6 | 9 | pF |

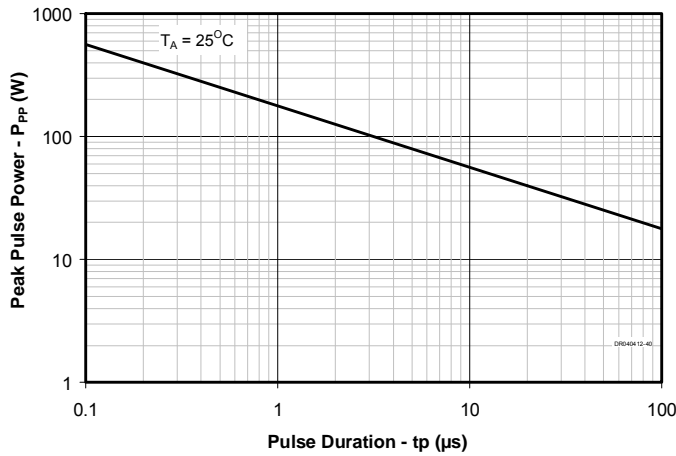
Notes

- 1)ESD gun return path connected to ESD ground reference plane.
- 2)Transmission Line Pulse Test (TLP) Settings: $t_p = 100ns, t_r = 0.2ns, I_{TLP}$ and V_{TLP} averaging window: $t_1 = 70ns$ to $t_2 = 90ns$.
- 3) Dynamic resistance calculated from $I_{TLP} = 4A$ to $I_{TLP} = 16A$

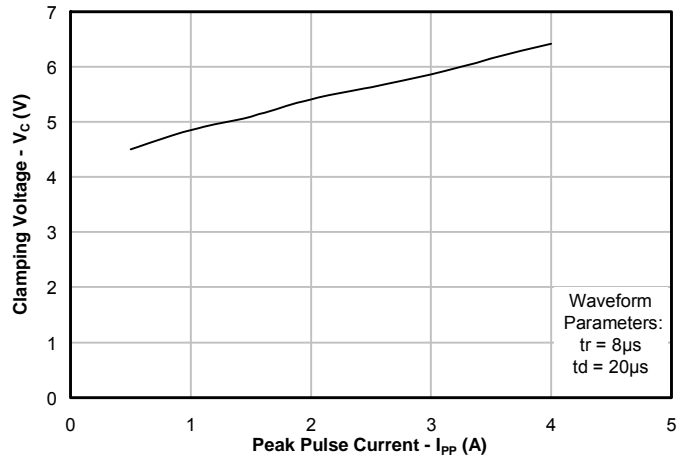
PROTECTION PRODUCTS

Typical Characteristics

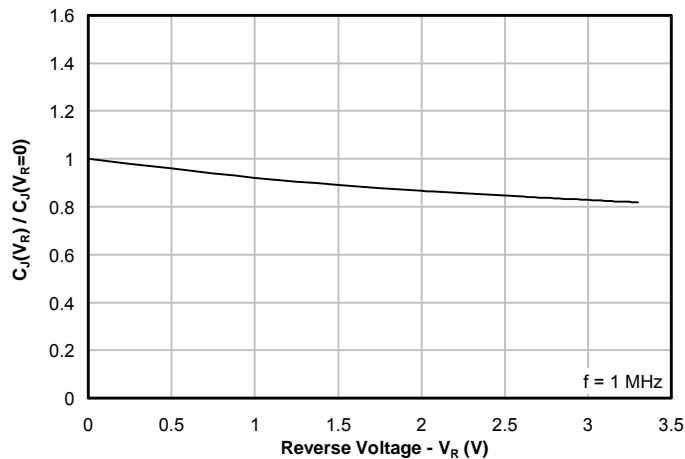
Non-Repetitive Peak Pulse Power vs. Pulse Time



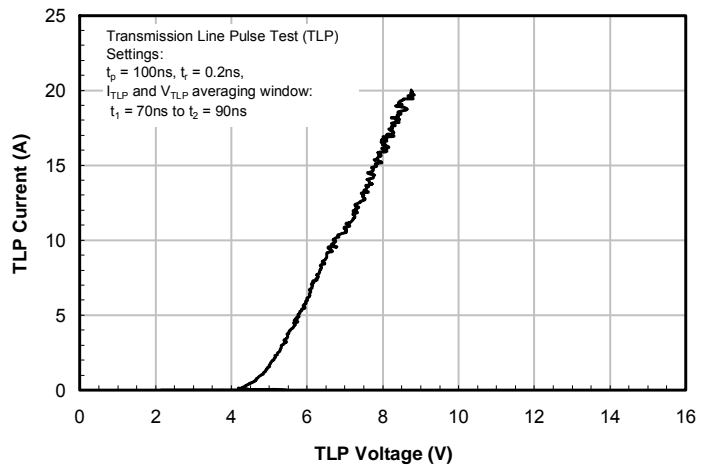
Clamping Voltage vs. Peak Pulse Current ($t_p=8/20\mu$ s)



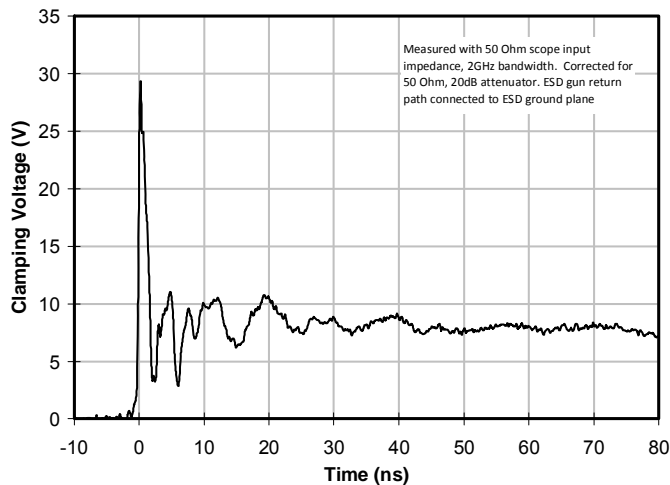
Normalized Junction Capacitance vs. Reverse Voltage



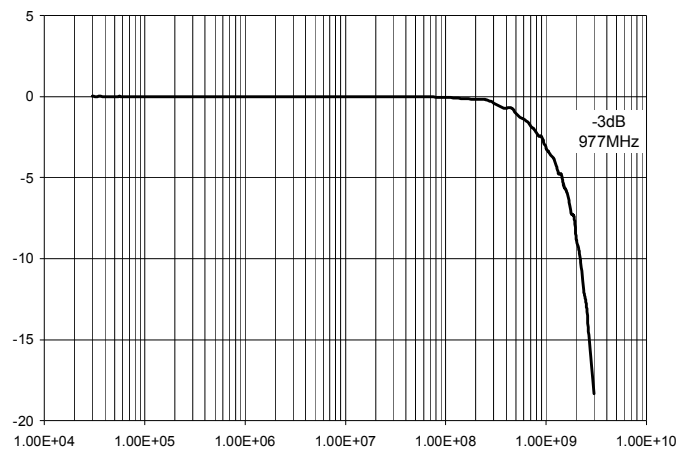
TLP Characteristic



ESD Clamping (+8kV Contact per IEC 61000-4-2)



**Typical Insertion Loss (S21)
30KHz to 3GHz**



PROTECTION PRODUCTS

Applications Information

Device Connection Options

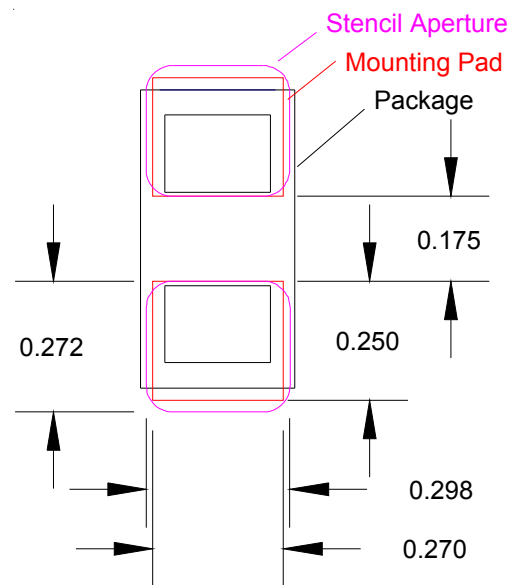
The μ Clamp3311Z is designed to protect one data line operating up to 3.3 volts. It will present a high impedance to the protected line up to 3.3 volts. It will “turn on” when the line voltage exceeds 3.5 volts. The device is bidirectional and may be used on lines where the signal polarity is above and below ground. These devices are not recommended for use on DC power supply lines due to their snap-back voltage characteristic.

Assembly Guidelines

The small size of this device means that some care must be taken during the mounting process to insure reliable solder joint. The table below provides Semtech's recommended assembly guidelines for mounting this device. The figure at the right details Semtech's recommended aperture based on the below recommendations. Note that these are only recommendations and should serve only as a starting point for design since there are many factors that affect the assembly process. The exact manufacturing parameters will require some experimentation to get the desired solder application.

| Assembly Parameter | Recommendation |
|--------------------------|----------------------------------|
| Solder Stencil Design | Laser cut, Electro-polished |
| Aperture shape | Rectangular with rounded corners |
| Solder Stencil Thickness | 0.100 mm (0.004") |
| Solder Paste Type | Type 4 size sphere or smaller |
| Solder Reflow Profile | Per JEDEC J-STD-020 |
| PCB Solder Pad Design | Non-Solder mask defined |
| PCB Pad Finish | OSP OR NiAu |

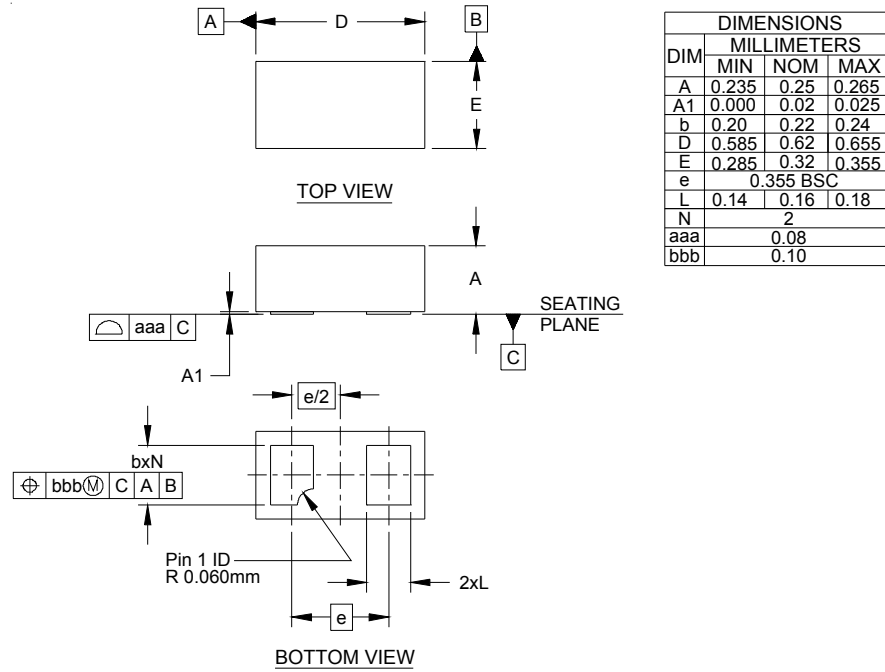
Circuit Diagram



Recommended Mounting Pattern

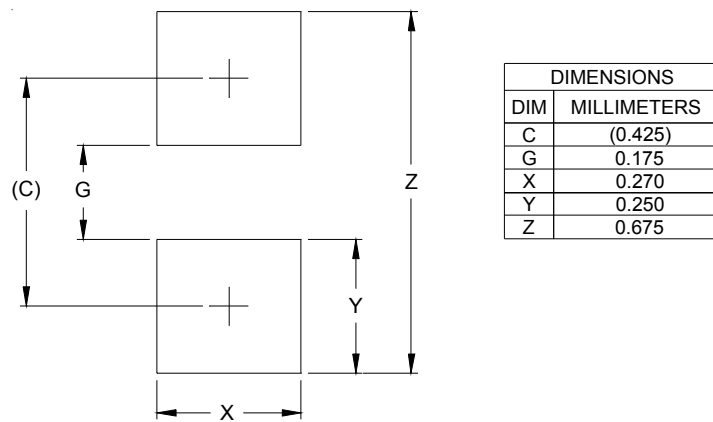
PROTECTION PRODUCTS

Outline Drawing - SLP0603P2X3A



NOTES:
1. CONTROLLING DIMENSIONS ARE IN MILLIMETERS (ANGLES IN DEGREES).

Land Pattern - SLP0603P2X3A



NOTES:
1. CONTROLLING DIMENSIONS ARE IN MILLIMETERS (ANGLES IN DEGREES).
2. THIS LAND PATTERN IS FOR REFERENCE PURPOSES ONLY. CONSULT YOUR MANUFACTURING GROUP TO ENSURE YOUR COMPANY'S MANUFACTURING GUIDELINES ARE MET.

PROTECTION PRODUCTS

Marking Code



Notes:

1) Dots represent date code matrix and Pin 1 location

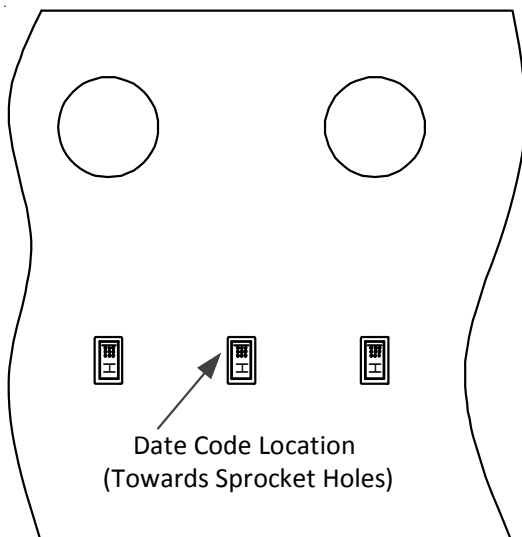
Ordering Information

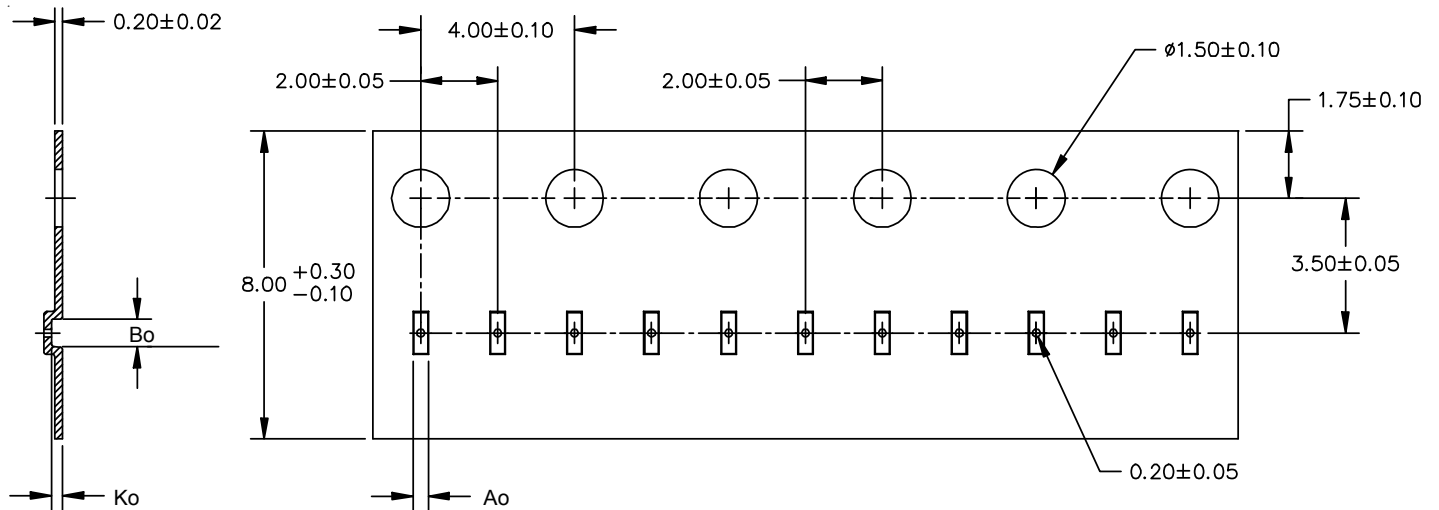
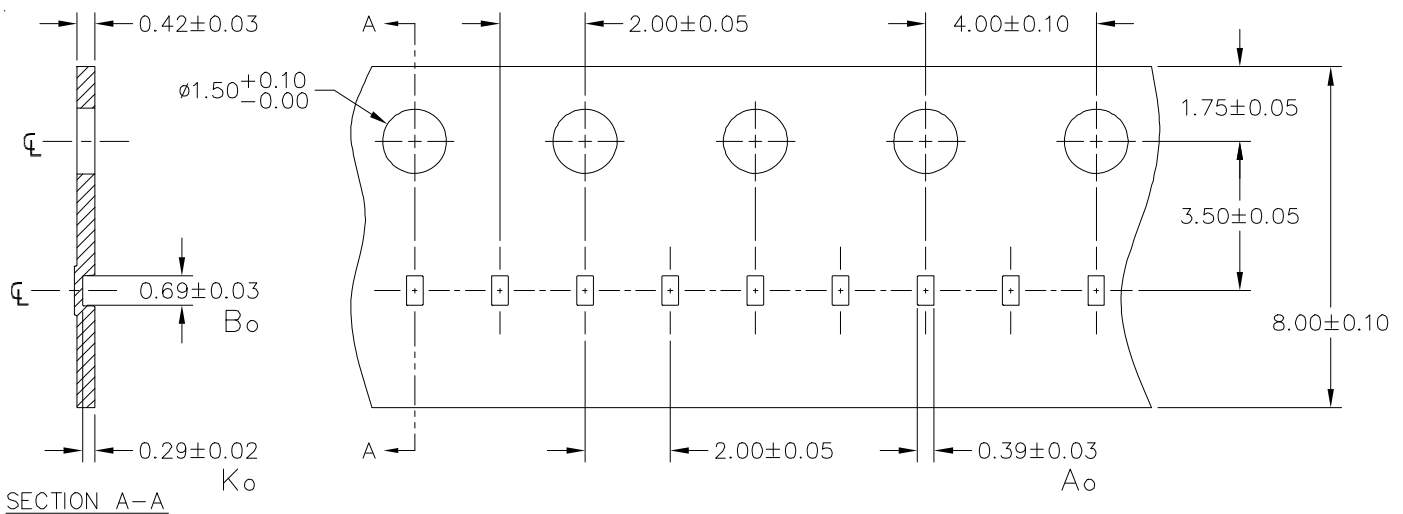
| Ordering Number | Qty per Reel | Carrier Tape | Reel Size | Comments |
|-----------------|--------------|--------------|-----------|---------------------------------|
| uClamp3311Z.TNT | 10,000 | Plastic | 7 Inch | Not Recommended for New Designs |
| uClamp3311Z.TFT | 15,000 | Paper | 7 Inch | |
| uClamp3311Z.TVT | 50,000 | Paper | 13 Inch | |

Notes:

1) MicroClamp, uClamp and μ Clamp are trademarks of Semtech Corporation

Device Orientation in Tape



PROTECTION PRODUCTS
Carrier Tape Specification
Plastic Tape

Paper Tape


Note: All dimensions in mm unless otherwise specified

Contact Information

Semtech Corporation
Protection Products Division
200 Flynn Rd., Camarillo, CA 93012
Phone: (805)498-2111 FAX (805)498-3804

Компания «Океан Электроники» предлагает заключение долгосрочных отношений при поставках импортных электронных компонентов на взаимовыгодных условиях!

Наши преимущества:

- Поставка оригинальных импортных электронных компонентов напрямую с производств Америки, Европы и Азии, а так же с крупнейших складов мира;
- Широкая линейка поставок активных и пассивных импортных электронных компонентов (более 30 млн. наименований);
- Поставка сложных, дефицитных, либо снятых с производства позиций;
- Оперативные сроки поставки под заказ (от 5 рабочих дней);
- Экспресс доставка в любую точку России;
- Помощь Конструкторского Отдела и консультации квалифицированных инженеров;
- Техническая поддержка проекта, помощь в подборе аналогов, поставка прототипов;
- Поставка электронных компонентов под контролем ВП;
- Система менеджмента качества сертифицирована по Международному стандарту ISO 9001;
- При необходимости вся продукция военного и аэрокосмического назначения проходит испытания и сертификацию в лаборатории (по согласованию с заказчиком);
- Поставка специализированных компонентов военного и аэрокосмического уровня качества (Xilinx, Altera, Analog Devices, Intersil, Interpoint, Microsemi, Actel, Aeroflex, Peregrine, VPT, Syfer, Eurofarad, Texas Instruments, MS Kennedy, Miteq, Cobham, E2V, MA-COM, Hittite, Mini-Circuits, General Dynamics и др.);

Компания «Океан Электроники» является официальным дистрибьютором и эксклюзивным представителем в России одного из крупнейших производителей разъемов военного и аэрокосмического назначения «JONHON», а так же официальным дистрибьютором и эксклюзивным представителем в России производителя высокотехнологичных и надежных решений для передачи СВЧ сигналов «FORSTAR».



JONHON

«JONHON» (основан в 1970 г.)

Разъемы специального, военного и аэрокосмического назначения:

(Применяются в военной, авиационной, аэрокосмической, морской, железнодорожной, горно- и нефтедобывающей отраслях промышленности)

«FORSTAR» (основан в 1998 г.)

ВЧ соединители, коаксиальные кабели, кабельные сборки и микроволновые компоненты:

(Применяются в телекоммуникациях гражданского и специального назначения, в средствах связи, РЛС, а так же военной, авиационной и аэрокосмической отраслях промышленности).



Телефон: 8 (812) 309-75-97 (многоканальный)

Факс: 8 (812) 320-03-32

Электронная почта: ocean@oceanchips.ru

Web: <http://oceanchips.ru/>

Адрес: 198099, г. Санкт-Петербург, ул. Калинина, д. 2, корп. 4, лит. А