

**GPP TRANSIENT VOLTAGE SUPPRESSOR
1500 WATT PEAK POWER 6.5 WATTS STEADY STATE**

FEATURES

- * Plastic package has underwriters laboratory
- * Glass passivated chip construction
- * 1500 watt surge capability at 1ms
- * Excellent clamping capability
- * Low zener impedance
- * Fast response time



MAXIMUM RATINGS AND ELECTRICAL CHARACTERISTICS

Ratings at 25 °C ambient temperature unless otherwise specified.

Single phase, half wave, 60 Hz, resistive or inductive load,
For capacitive load, derate current by 20%.

MAXIMUM RATINGS (@ TA=25 °C unless otherwise noted)

| RATINGS | SYMBOL | VALUE | UNITS |
|--|------------------|--------------|------------------|
| Peak Power Dissipation at TA = 25°C, TP = 1mS (Note 1) | PPPM | Minimum 1500 | W |
| Steady State Power Dissipation at TL = 75°C lead length, .375" (9.5 mm) (Note 2) | PM(AV) | 6.5 | W |
| Peak Forward Surge Current, 8.3mS Single half sine-wave superimposed on rated load (JEDEC METHODE) | IFSM | 200 | A |
| Typical Current Squared Time | I ² T | 166 | A ² S |
| Maximum instantaneous forwards voltage at 50A for unidirectional only (Note 4) | VF | 3.5/5.0 | V |
| Operating and Storage Temperature Range | TJ, TSTG | -55 to + 150 | °C |

- NOTES : 1. Non-repetitive current pulse, per Fig.3 and derated above TA = 25°C per Fig.2.
2. Mounted on 0.2 X 0.2" (5.0 X 5.0mm) copper pad to each terminal.
3. "Fully ROHS compliant", "100% Sn plating (Pb-free)".
4. VF =3.5V max. for devices of V(BR) ≤220V and VF =5.0Volts for device of V(BR) ≥220V.

2017-11
REV: B

RATING AND CHARACTERISTICS CURVES (1.5KE6.8 THRU 1.5KE440CA)



FIG.1 PEAK PULSE POWER RATING CURVE

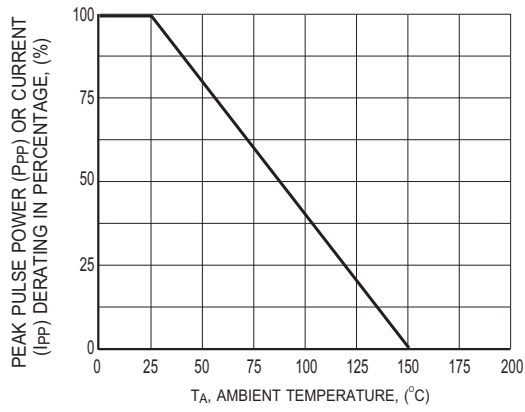


FIG.2 PULSE DERATING CURVE

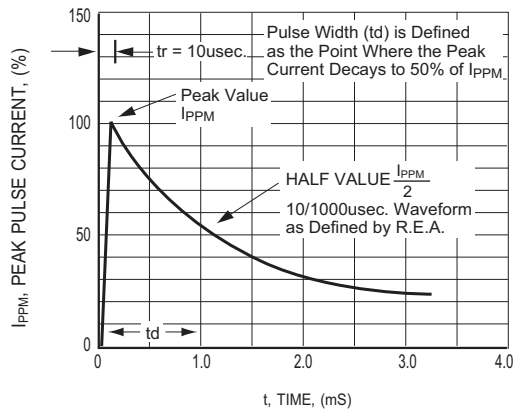


FIG.3 PULSE WAVEFORM

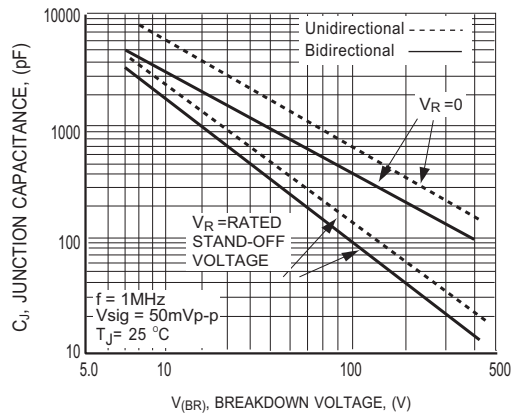


FIG.4 TYPICAL JUNCTION CAPACITANCE BIDIRECTIONAL



FIG.5 STEADY STATE POWER DERATING CURVE



FIG.6 MAXIMUM NON-REPETITIVE FORWARD SURGE CURRENT UNIDIRECTIONAL

RATING AND CHARACTERISTICS CURVES (1.5KE6.8 THRU 1.5KE440CA)



FIG.7 INCREMENTAL CLAMPING VOLTAGE CURVE UNIDIRECTIONAL



FIG.8 INCREMENTAL CLAMPING VOLTAGE CURVE UNIDIRECTIONAL



FIG.9 INCREMENTAL CLAMPING VOLTAGE CURVE UNIDIRECTIONAL



FIG.10 INCREMENTAL CLAMPING VOLTAGE CURVE UNIDIRECTIONAL



FIG.11 INSTANTANEOUS FORWARD VOLTAGE CHARACTERISTICS CURVE



FIG.12 BREAKDOWN VOLTAGE TEMPERATURE COEFFICIENT CURVE

TRANSIENT VOLTAGE SUPPRESSORS

1500W SERIES TVS DIODES/ 1.5KE (CASE 10) 1500W

| TYPE | Breakdown Voltage | | | Reverse Stand off Voltage V_{WM} (Volts) | Maximum Reverse Leakage at V_{WM} I_D (μ A) | Maximum Peak Pulse Current I_{PPM} (Amps) | Maximum Clamping Voltage at I_{PPM} V_C (Volts) |
|-----------|-------------------|------|----------|--|--|---|---|
| | VBR (Volts) | | @IT (mA) | | | | |
| | MIN. | MAX. | | | | | |
| 1.5KE6.8 | 6.12 | 7.48 | 10 | 5.50 | 1000 | 139 | 10.8 |
| 1.5KE6.8A | 6.45 | 7.14 | 10 | 5.80 | 1000 | 143 | 10.5 |
| 1.5KE7.5 | 6.75 | 8.25 | 10 | 6.05 | 500 | 128 | 11.7 |
| 1.5KE7.5A | 7.13 | 7.88 | 10 | 6.40 | 500 | 133 | 11.3 |
| 1.5KE8.2 | 7.38 | 9.02 | 10 | 6.63 | 200 | 120 | 12.5 |
| 1.5KE8.2A | 7.79 | 8.61 | 10 | 7.02 | 200 | 124 | 12.1 |
| 1.5KE9.1 | 8.19 | 10.0 | 1.0 | 7.37 | 50 | 109 | 13.8 |
| 1.5KE9.1A | 8.65 | 9.55 | 1.0 | 7.78 | 50 | 112 | 13.4 |
| 1.5KE10 | 9.00 | 11.0 | 1.0 | 8.10 | 10 | 100 | 15.0 |
| 1.5KE10A | 9.50 | 10.5 | 1.0 | 8.55 | 10 | 103 | 14.5 |
| 1.5KE11 | 9.90 | 12.1 | 1.0 | 8.92 | 5.0 | 92.6 | 16.2 |
| 1.5KE11A | 10.5 | 11.6 | 1.0 | 9.40 | 5.0 | 96.2 | 15.6 |
| 1.5KE12 | 10.8 | 13.2 | 1.0 | 9.72 | 5.0 | 86.7 | 17.3 |
| 1.5KE12A | 11.4 | 12.6 | 1.0 | 10.2 | 5.0 | 89.8 | 16.7 |
| 1.5KE13 | 11.7 | 14.3 | 1.0 | 10.5 | 5.0 | 78.9 | 19.0 |
| 1.5KE13A | 12.4 | 13.7 | 1.0 | 11.1 | 5.0 | 82.4 | 18.2 |
| 1.5KE15 | 13.5 | 16.5 | 1.0 | 12.1 | 5.0 | 68.2 | 22.0 |
| 1.5KE15A | 14.3 | 15.8 | 1.0 | 12.8 | 5.0 | 70.8 | 21.2 |
| 1.5KE16 | 14.4 | 17.6 | 1.0 | 12.9 | 5.0 | 63.8 | 23.5 |
| 1.5KE16A | 15.2 | 16.8 | 1.0 | 13.6 | 5.0 | 66.7 | 22.5 |
| 1.5KE18 | 16.2 | 19.8 | 1.0 | 14.5 | 5.0 | 56.6 | 26.5 |
| 1.5KE18A | 17.1 | 18.9 | 1.0 | 15.3 | 5.0 | 59.5 | 25.2 |
| 1.5KE20 | 18.0 | 22.0 | 1.0 | 16.2 | 5.0 | 51.5 | 29.1 |
| 1.5KE20A | 19.0 | 21.0 | 1.0 | 17.1 | 5.0 | 54.2 | 27.7 |
| 1.5KE22 | 19.8 | 24.2 | 1.0 | 17.8 | 5.0 | 47 | 31.9 |
| 1.5KE22A | 20.9 | 23.1 | 1.0 | 18.8 | 5.0 | 49 | 30.6 |
| 1.5KE24 | 21.6 | 26.4 | 1.0 | 19.4 | 5.0 | 43.2 | 34.7 |
| 1.5KE24A | 22.8 | 25.2 | 1.0 | 20.5 | 5.0 | 45.2 | 33.2 |
| 1.5KE27 | 24.3 | 29.7 | 1.0 | 21.8 | 5.0 | 38.4 | 39.1 |
| 1.5KE27A | 25.7 | 28.4 | 1.0 | 23.1 | 5.0 | 40 | 37.5 |
| 1.5KE30 | 27.0 | 33.0 | 1.0 | 24.3 | 5.0 | 34.5 | 43.5 |
| 1.5KE30A | 28.5 | 31.5 | 1.0 | 25.6 | 5.0 | 36.2 | 41.4 |
| 1.5KE33 | 29.7 | 36.3 | 1.0 | 26.8 | 5.0 | 31.4 | 47.7 |
| 1.5KE33A | 31.4 | 34.7 | 1.0 | 28.2 | 5.0 | 32.8 | 45.7 |
| 1.5KE36 | 32.4 | 39.6 | 1.0 | 29.1 | 5.0 | 28.8 | 52.0 |
| 1.5KE36A | 34.2 | 37.8 | 1.0 | 30.8 | 5.0 | 30.1 | 49.9 |
| 1.5KE39 | 35.1 | 42.9 | 1.0 | 31.6 | 5.0 | 26.6 | 56.4 |
| 1.5KE39A | 37.1 | 41.0 | 1.0 | 33.3 | 5.0 | 27.8 | 53.9 |
| 1.5KE43 | 38.7 | 47.3 | 1.0 | 34.8 | 5.0 | 24.2 | 61.9 |
| 1.5KE43A | 40.9 | 45.2 | 1.0 | 36.8 | 5.0 | 25.3 | 59.3 |
| 1.5KE47 | 42.3 | 51.7 | 1.0 | 38.1 | 5.0 | 22.1 | 67.8 |
| 1.5KE47A | 44.7 | 49.4 | 1.0 | 40.2 | 5.0 | 23.1 | 64.8 |
| 1.5KE51 | 45.9 | 56.1 | 1.0 | 41.3 | 5.0 | 20.4 | 73.5 |
| 1.5KE51A | 48.5 | 53.6 | 1.0 | 43.6 | 5.0 | 21.4 | 70.1 |
| 1.5KE56 | 50.4 | 61.6 | 1.0 | 45.4 | 5.0 | 18.6 | 80.5 |
| 1.5KE56A | 53.2 | 58.8 | 1.0 | 47.8 | 5.0 | 19.5 | 77.0 |

TRANSIENT VOLTAGE SUPPRESSORS

1500W SERIES TVS DIODES/ 1.5KE (CASE 10) 1500W

| TYPE | Breakdown Voltage | | @I _T (mA) | Reverse Stand off Voltage V _{WM} (Volts) | Maximum Reverse Leakage at V _{WM} I _D (uA) | Maximum Peak Pulse Current I _{PPM} (Amps) | Maximum Clamping Voltage at I _{PPM} V _C (Volts) |
|-----------|----------------------------|------|-------------------------|---|--|--|---|
| | V _{BR} (Volts) | | | | | | |
| | MIN. | MAX. | | | | | |
| 1.5KE62 | 55.8 | 68.2 | 1.0 | 50.2 | 5.0 | 16.9 | 89.0 |
| 1.5KE62A | 58.9 | 65.1 | 1.0 | 53.0 | 5.0 | 17.6 | 85.0 |
| 1.5KE68 | 61.2 | 74.8 | 1.0 | 55.1 | 5.0 | 15.3 | 98.0 |
| 1.5KE68A | 64.6 | 71.4 | 1.0 | 58.1 | 5.0 | 16.3 | 92.0 |
| 1.5KE75 | 67.5 | 82.5 | 1.0 | 60.7 | 5.0 | 13.9 | 109 |
| 1.5KE75A | 71.3 | 78.8 | 1.0 | 64.1 | 5.0 | 14.6 | 104 |
| 1.5KE82 | 73.8 | 90.2 | 1.0 | 66.4 | 5.0 | 12.7 | 118 |
| 1.5KE82A | 77.9 | 86.1 | 1.0 | 70.1 | 5.0 | 13.3 | 113 |
| 1.5KE91 | 81.9 | 100 | 1.0 | 73.7 | 5.0 | 11.5 | 131 |
| 1.5KE91A | 86.5 | 95.5 | 1.0 | 77.8 | 5.0 | 12.0 | 125 |
| 1.5KE100 | 90.0 | 110 | 1.0 | 81.0 | 5.0 | 10.4 | 144 |
| 1.5KE100A | 95.0 | 105 | 1.0 | 85.5 | 5.0 | 10.9 | 137 |
| 1.5KE110 | 99.0 | 121 | 1.0 | 89.2 | 5.0 | 9.5 | 158 |
| 1.5KE110A | 105 | 116 | 1.0 | 94.0 | 5.0 | 9.9 | 152 |
| 1.5KE120 | 108 | 132 | 1.0 | 97.2 | 5.0 | 8.7 | 173 |
| 1.5KE120A | 114 | 126 | 1.0 | 102 | 5.0 | 9.1 | 165 |
| 1.5KE130 | 117 | 143 | 1.0 | 105 | 5.0 | 8.0 | 187 |
| 1.5KE130A | 124 | 137 | 1.0 | 111 | 5.0 | 8.4 | 179 |
| 1.5KE150 | 135 | 165 | 1.0 | 121 | 5.0 | 7.0 | 215 |
| 1.5KE150A | 143 | 158 | 1.0 | 128 | 5.0 | 7.2 | 207 |
| 1.5KE160 | 144 | 176 | 1.0 | 130 | 5.0 | 6.5 | 230 |
| 1.5KE160A | 152 | 168 | 1.0 | 136 | 5.0 | 6.8 | 219 |
| 1.5KE170 | 153 | 187 | 1.0 | 138 | 5.0 | 6.1 | 244 |
| 1.5KE170A | 162 | 179 | 1.0 | 145 | 5.0 | 6.4 | 234 |
| 1.5KE180 | 162 | 198 | 1.0 | 146 | 5.0 | 5.8 | 258 |
| 1.5KE180A | 171 | 189 | 1.0 | 154 | 5.0 | 6.1 | 246 |
| 1.5KE200 | 180 | 220 | 1.0 | 162 | 5.0 | 5.2 | 287 |
| 1.5KE200A | 190 | 210 | 1.0 | 171 | 5.0 | 5.5 | 274 |
| 1.5KE220 | 198 | 242 | 1.0 | 175 | 5.0 | 4.4 | 344 |
| 1.5KE220A | 209 | 231 | 1.0 | 185 | 5.0 | 4.6 | 328 |
| 1.5KE250 | 225 | 275 | 1.0 | 202 | 5.0 | 4.2 | 360 |
| 1.5KE250A | 237 | 263 | 1.0 | 214 | 5.0 | 4.4 | 344 |
| 1.5KE300 | 270 | 330 | 1.0 | 243 | 5.0 | 3.5 | 430 |
| 1.5KE300A | 285 | 315 | 1.0 | 256 | 5.0 | 3.6 | 414 |
| 1.5KE350 | 315 | 385 | 1.0 | 284 | 5.0 | 3.0 | 504 |
| 1.5KE350A | 333 | 368 | 1.0 | 300 | 5.0 | 3.1 | 482 |
| 1.5KE400 | 360 | 440 | 1.0 | 324 | 5.0 | 2.6 | 574 |
| 1.5KE400A | 380 | 420 | 1.0 | 342 | 5.0 | 2.7 | 548 |
| 1.5KE440 | 396 | 484 | 1.0 | 356 | 5.0 | 2.4 | 631 |
| 1.5KE440A | 418 | 462 | 1.0 | 376 | 5.0 | 2.5 | 602 |

- Notes :
1. V_{BR} measured after I_T applied for 300ms. I_T = square pulse or equivalent.
 2. For bidirectional use C or CA suffixs for all types (ex. 1.5KE6.8C, 1.5KE440CA) electrical characteristics apply in both directions.
 3. For bidirectional types having V_{WM} of 10 volts and less, the I_D limit is doubled.
 4. All devices UL listed file# E211196.



Attachment information about 1.5KEXX (C) A

1. Internal Circuit



2. Marking on the body



PACKAGING OF DIODE AND BRIDGE RECTIFIERS

REEL PACK

| PACKAGE | PACKING CODE | EA PER REEL | EA PER INNER BOX | COMPONENT SPACE (mm) | TAPE SPACE (mm) | REEL DIA (mm) | CARTON SIZE (mm) | EA PER CARTON | GROSS WEIGHT(Kg) |
|---------|--------------|-------------|------------------|----------------------|-----------------|---------------|------------------|---------------|------------------|
| 1.5KE | -T | 1,200 | 1,200 | 10.0 | 52 | 330 | 355*350*335 | 4,800 | 8.05 |

DISCLAIMER NOTICE

Rectron Inc reserves the right to make changes without notice to any product specification herein, to make corrections, modifications, enhancements or other changes. Rectron Inc or anyone on its behalf assumes no responsibility or liability for any errors or inaccuracies. Data sheet specifications and its information contained are intended to provide a product description only. "Typical" parameters which may be included on RECTRON data sheets and/ or specifications can and do vary in different applications and actual performance may vary over time. Rectron Inc does not assume any liability arising out of the application or use of any product or circuit.

Rectron products are not designed, intended or authorized for use in medical, life-saving implant or other applications intended for life-sustaining or other related applications where a failure or malfunction of component or circuitry may directly or indirectly cause injury or threaten a life without expressed written approval of Rectron Inc. Customers using or selling Rectron components for use in such applications do so at their own risk and shall agree to fully indemnify Rectron Inc and its subsidiaries harmless against all claims, damages and expenditures.

Компания «Океан Электроники» предлагает заключение долгосрочных отношений при поставках импортных электронных компонентов на взаимовыгодных условиях!

Наши преимущества:

- Поставка оригинальных импортных электронных компонентов напрямую с производств Америки, Европы и Азии, а так же с крупнейших складов мира;
- Широкая линейка поставок активных и пассивных импортных электронных компонентов (более 30 млн. наименований);
- Поставка сложных, дефицитных, либо снятых с производства позиций;
- Оперативные сроки поставки под заказ (от 5 рабочих дней);
- Экспресс доставка в любую точку России;
- Помощь Конструкторского Отдела и консультации квалифицированных инженеров;
- Техническая поддержка проекта, помощь в подборе аналогов, поставка прототипов;
- Поставка электронных компонентов под контролем ВП;
- Система менеджмента качества сертифицирована по Международному стандарту ISO 9001;
- При необходимости вся продукция военного и аэрокосмического назначения проходит испытания и сертификацию в лаборатории (по согласованию с заказчиком);
- Поставка специализированных компонентов военного и аэрокосмического уровня качества (Xilinx, Altera, Analog Devices, Intersil, Interpoint, Microsemi, Actel, Aeroflex, Peregrine, VPT, Syfer, Eurofarad, Texas Instruments, MS Kennedy, Miteq, Cobham, E2V, MA-COM, Hittite, Mini-Circuits, General Dynamics и др.);

Компания «Океан Электроники» является официальным дистрибьютором и эксклюзивным представителем в России одного из крупнейших производителей разъемов военного и аэрокосмического назначения «JONHON», а так же официальным дистрибьютором и эксклюзивным представителем в России производителя высокотехнологичных и надежных решений для передачи СВЧ сигналов «FORSTAR».



JONHON

«JONHON» (основан в 1970 г.)

Разъемы специального, военного и аэрокосмического назначения:

(Применяются в военной, авиационной, аэрокосмической, морской, железнодорожной, горно- и нефтедобывающей отраслях промышленности)

«FORSTAR» (основан в 1998 г.)

ВЧ соединители, коаксиальные кабели, кабельные сборки и микроволновые компоненты:

(Применяются в телекоммуникациях гражданского и специального назначения, в средствах связи, РЛС, а так же военной, авиационной и аэрокосмической отраслях промышленности).



Телефон: 8 (812) 309-75-97 (многоканальный)

Факс: 8 (812) 320-03-32

Электронная почта: ocean@oceanchips.ru

Web: <http://oceanchips.ru/>

Адрес: 198099, г. Санкт-Петербург, ул. Калинина, д. 2, корп. 4, лит. А