



Bridge Characteristics

Parameter	Rating	Units
Reverse Voltage	100	V
Forward Current	240	mA _{rms}

Description

The CPC7557N is an integrated diode bridge built on IXYS Integrated Circuits Division's High Voltage SOI technology.

Features

- Monolithic Construction
- Surface Mount Package

Applications

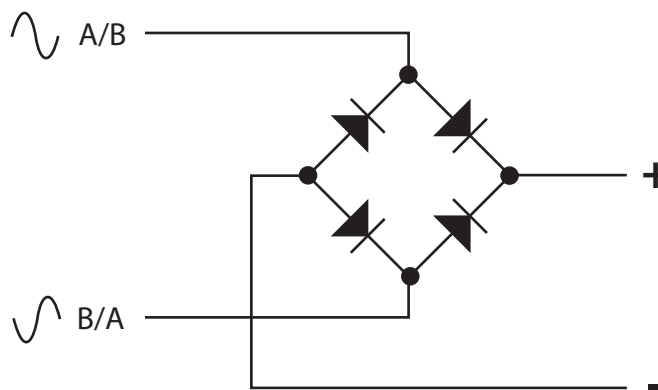
- Telecommunications Protection Clamp
- High Voltage Multiplexer/Switch

Ordering Information

Part	Description
CPC7557N	8-Pin SOIC in Tubes (100/Tube)
CPC7557NTR	8-Pin SOIC Tape & Reel (2000/Reel)

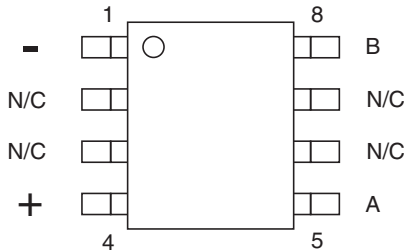


CPC7557N Diagram



1 Specifications

1.1 Package Pinout



1.2 Pin Description

Pin#	Name	Description
1	-	Negative Bridge Output
2	N/C	No Connection
3	N/C	No Connection
4	+	Positive Bridge Output
5	A	Input A
6	N/C	No Connection
7	N/C	No Connection
8	B	Input B

1.3 Absolute Maximum Ratings

Unless Otherwise Specified all electrical ratings are at 25°C

Parameter	Symbol	Minimum	Maximum	Units
Reverse Voltage	V_{RRM}	-	120	V
Diode Forward Current (Average)	I_F	-	250	mA_{rms}
Diode Forward Surge Current	I_{FSM}	-	2	A
Fusing Current	I^2t	-	0.02	A^2s
ESD, Human Body Model	-	-	3	kV
Junction Temperature ¹	T_J	-	+150	°C
Storage Temperature	T_{STG}	-65	+150	°C

¹ Derate package for P_{DISS} 120°C/W.

Absolute maximum ratings are stress ratings. Stresses in excess of these ratings can cause permanent damage to the device. Functional operation of the device at conditions beyond those indicated in the operational sections of this data sheet is not implied.

1.4 Recommended Operating Conditions

Parameter	Symbol	Minimum	Maximum	Units
Diode Forward Current (Average)	I_F	-	240	mA_{rms}
Reverse Voltage	V_R	-	100	V
Operating Temperature Range	T_A	-40	+125	$^{\circ}\text{C}$
Thermal Impedance	θ_{JA}	120	-	$^{\circ}\text{C}/\text{W}$

1.5 General Conditions

Typical values are characteristic of the device at 25°C and are the result of engineering evaluations. They are provided for information purposes only and are not part of the manufacturing testing requirements.

Unless otherwise noted, all electrical specifications are listed for $T_A=25^{\circ}\text{C}$.

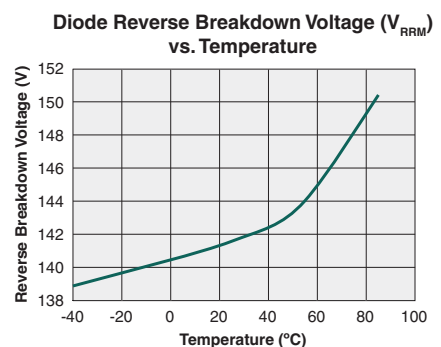
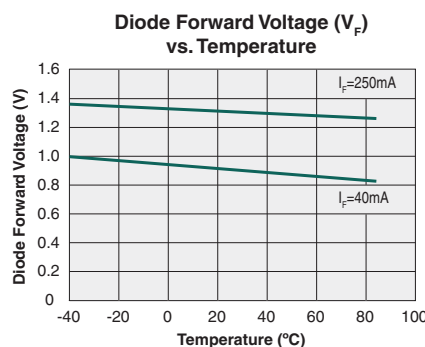
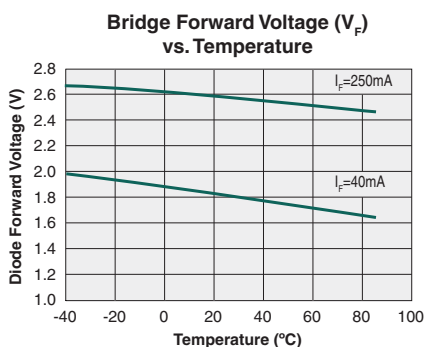
1.6 DC Electrical Characteristics

Parameter	Conditions	Symbol	Minimum	Typical	Maximum	Units
Forward Current	-	I_F	-	-	240	mA_{rms}
Diode Forward Voltage Drop	$I_F = 40\text{mA}$	V_F	0.83	0.91	0.97	V
	$I_F = 250\text{mA}$		1	1.3	1.49	
Reverse Voltage Leakage Current	$V_R=100\text{V}$	I_R	-	-	1	μA

1.7 AC Electrical Characteristics

Parameter	Conditions	Symbol	Minimum	Typical	Maximum	Units
Input Zero Bias Capacitance	$V_+ - V_- = 0\text{V}$ Measured from V_A to V_B	C_{AB}	-	4.4	12	pF
Output Zero Bias Capacitance	$V_A = V_B$ Measured from V_+ to V_-	$C_{+/-}$	-	8.3	20	pF
Bridge Zero Bias Capacitance	$V_+ - V_- = 0\text{V}$ Measured from V_A to $V_{+/-}$ and V_B to $V_{+/-}$	$C_{A/+}, C_{A/-}, C_{B/+}, C_{B/-}$	-	8.5	12	pF

2 Typical Performance Data



3 Manufacturing Information

3.1 Moisture Sensitivity



All plastic encapsulated semiconductor packages are susceptible to moisture ingress. IXYS Integrated Circuits Division classified all of its plastic encapsulated devices for moisture sensitivity according to the latest version of the joint industry standard, **IPC/JEDEC J-STD-020**, in force at the time of product evaluation. We test all of our products to the maximum conditions set forth in the standard, and guarantee proper operation of our devices when handled according to the limitations and information in that standard as well as to any limitations set forth in the information or standards referenced below.

Failure to adhere to the warnings or limitations as established by the listed specifications could result in reduced product performance, reduction of operable life, and/or reduction of overall reliability.

This product carries a **Moisture Sensitivity Level (MSL) rating** as shown below, and should be handled according to the requirements of the latest version of the joint industry standard **IPC/JEDEC J-STD-033**.

Device	Moisture Sensitivity Level (MSL) Rating
CPC7557N	MSL 1

3.2 ESD Sensitivity



This product is **ESD Sensitive**, and should be handled according to the industry standard **JESD-625**.

3.3 Reflow Profile

This product has a maximum body temperature and time rating as shown below. All other guidelines of **J-STD-020** must be observed.

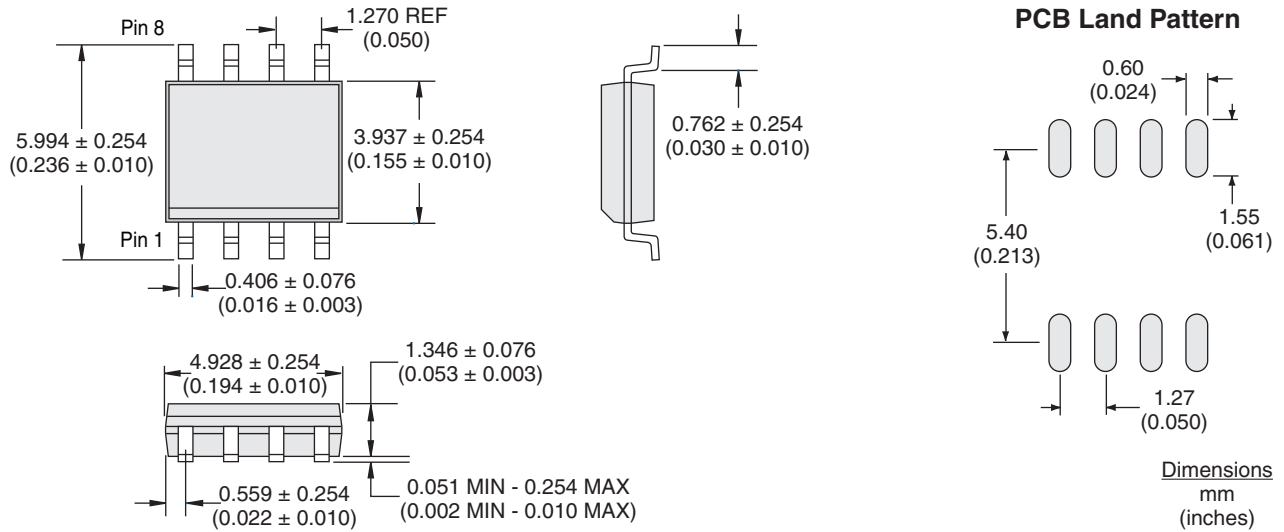
Device	Maximum Temperature x Time
CPC7557N	260°C for 30 seconds

3.4 Board Wash

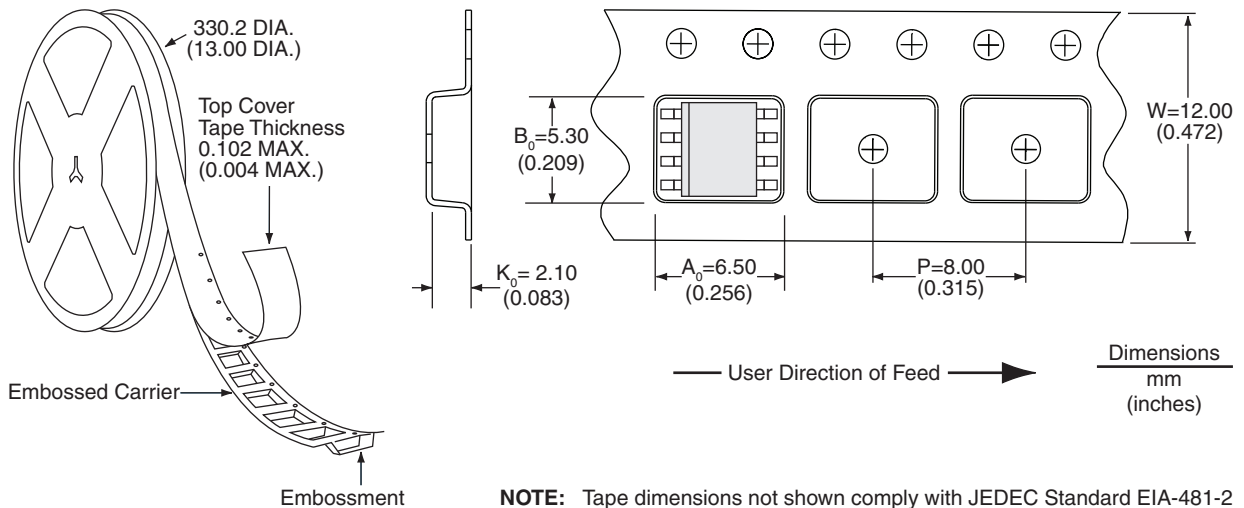
IXYS Integrated Circuits Division recommends the use of no-clean flux formulations. However, board washing to remove flux residue is acceptable, and the use of a short drying bake may be necessary. Chlorine-based or Fluorine-based solvents or fluxes should not be used. Cleaning methods that employ ultrasonic energy should not be used.



3.5 8-Pin SOIC Package Dimensions



3.6 Tape & Reel Dimensions



For additional information please visit www.ixysic.com

IXYS Integrated Circuits Division makes no representations or warranties with respect to the accuracy or completeness of the contents of this publication and reserves the right to make changes to specifications and product descriptions at any time without notice. Neither circuit patent licenses nor indemnity are expressed or implied. Except as set forth in IXYS Integrated Circuits Division's Standard Terms and Conditions of Sale, IXYS Integrated Circuits Division assumes no liability whatsoever, and disclaims any express or implied warranty, relating to its products including, but not limited to, the implied warranty of merchantability, fitness for a particular purpose, or infringement of any intellectual property right.

The products described in this document are not designed, intended, authorized or warranted for use as components in systems intended for surgical implant into the body, or in other applications intended to support or sustain life, or where malfunction of IXYS Integrated Circuits Division's product may result in direct physical harm, injury, or death to a person or severe property or environmental damage. IXYS Integrated Circuits Division reserves the right to discontinue or make changes to its products at any time without notice.

Specification: DS-CPC7557-R04
 ©Copyright 2012, IXYS Integrated Circuits Division
 All rights reserved. Printed in USA.
 12/18/2012

Компания «Океан Электроники» предлагает заключение долгосрочных отношений при поставках импортных электронных компонентов на взаимовыгодных условиях!

Наши преимущества:

- Поставка оригинальных импортных электронных компонентов напрямую с производств Америки, Европы и Азии, а так же с крупнейших складов мира;
- Широкая линейка поставок активных и пассивных импортных электронных компонентов (более 30 млн. наименований);
- Поставка сложных, дефицитных, либо снятых с производства позиций;
- Оперативные сроки поставки под заказ (от 5 рабочих дней);
- Экспресс доставка в любую точку России;
- Помощь Конструкторского Отдела и консультации квалифицированных инженеров;
- Техническая поддержка проекта, помощь в подборе аналогов, поставка прототипов;
- Поставка электронных компонентов под контролем ВП;
- Система менеджмента качества сертифицирована по Международному стандарту ISO 9001;
- При необходимости вся продукция военного и аэрокосмического назначения проходит испытания и сертификацию в лаборатории (по согласованию с заказчиком);
- Поставка специализированных компонентов военного и аэрокосмического уровня качества (Xilinx, Altera, Analog Devices, Intersil, Interpoint, Microsemi, Actel, Aeroflex, Peregrine, VPT, Syfer, Eurofarad, Texas Instruments, MS Kennedy, Miteq, Cobham, E2V, MA-COM, Hittite, Mini-Circuits, General Dynamics и др.);

Компания «Океан Электроники» является официальным дистрибьютором и эксклюзивным представителем в России одного из крупнейших производителей разъемов военного и аэрокосмического назначения «**JONHON**», а так же официальным дистрибьютором и эксклюзивным представителем в России производителя высокотехнологичных и надежных решений для передачи СВЧ сигналов «**FORSTAR**».



JONHON

«**JONHON**» (основан в 1970 г.)

Разъемы специального, военного и аэрокосмического назначения:

(Применяются в военной, авиационной, аэрокосмической, морской, железнодорожной, горно- и нефтедобывающей отраслях промышленности)

«**FORSTAR**» (основан в 1998 г.)

ВЧ соединители, коаксиальные кабели, кабельные сборки и микроволновые компоненты:

(Применяются в телекоммуникациях гражданского и специального назначения, в средствах связи, РЛС, а так же военной, авиационной и аэрокосмической отраслях промышленности).



Телефон: 8 (812) 309-75-97 (многоканальный)

Факс: 8 (812) 320-03-32

Электронная почта: ocean@oceanchips.ru

Web: <http://oceanchips.ru/>

Адрес: 198099, г. Санкт-Петербург, ул. Калинина, д. 2, корп. 4, лит. А