



PL-1200RG-N FEATURES

Specifically designed for electro-surgical catheter applications, the compact and cost effective PL-1200 Series offers more features, contacts and termination options than the competition

Packaging (intuitive, compact, configurable)

- **Pulse-Lok®** auto-latch / quick release mechanism confirms continuity in critical surgical applications
- 14 standard color combinations
- Proprietary keying protects your single-use from being copied, or mated with the wrong connector
- Custom configurations including passive and active devices for coding or limiting catheter usage

Performance (for harsh environments)

- Water proof (IP-67 rated)
- Sterilizable
- Chemical resistant housing
- Up to 5,000 mating cycles (with std. Contacts)
- Factory terminated, overmolded cable assemblies for enhanced flex and stain relief

SPECIFICATIONS

Electrical (see below)

Mating Life: 5,000 cycles min.
Contact Resistance: < 10 milliohms*

Material

Connector Housing: Thermoplastic
Flex Reliefs: Thermoplastic Rubber
Contacts/Sockets: Brass / BeCu,
Gold Plate per MIL-G-45204
Reusable Socket = 30-45µ" Gold over 50-200µ" Nickel strike
Disposable Pin = 10-30µ" Gold over 50-200µ" Nickel strike

Mechanical

Mating Cycles: 5K cycles max
Retention Force:
• Mated Connectors: 50 lbs. Minimum
• Cable to Connector: 50 lbs. Typical
• Backshell to Connector: 50 lbs. Minimum

Environmental

- Operating Temp: -20C to +105C**
- Moisture Resistance: to IP-67 (encapsulated)
- Sterilizable: gamma, EtO & Autoclave
- Chem. Resistance: common OR cleaning solvents

* post conditioning

**Dependent on overmold material

TABLE A:

STANDARD CONTACT CONFIGURATIONS & SPECIFICATIONS

Up to 78 Contact Positions



Number of Poles	Contact Size Pin ϕ (mm)	Max Wire Gauge	Operating Voltage Max	Operating Current Max (A)	Contact Resistance (ohms)
78	0.5	26	300 V RMS	1.5	<10m
59	0.5	26	300 V RMS	1.5	<10m
52	0.5	26	300 V RMS	1.5	<10m
45	0.5	26	300 V RMS	1.5	<10m
26	0.5	26	300 V RMS	1.5	<10m
19	0.5	26	300 V RMS	1.5	<10m

Custom contact inserts are available. Consult factory.

Disposable Receptacle Assembly



Shown with optional backshell (See Table C)

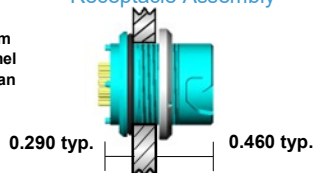
Disposable Receptacle



Select this component from Table B

Rear Panel-Mount Receptacle Assembly

Mounts from back of panel to achieve an IP-67 Seal



Panel Thickness Range = 0.063 to 0.250

Rear Panel-Mount Receptacle



Select this component from Table B

STANDARD HOUSING OPTIONS

In-Line Plug Assembly



Shown with Overmolded Strain Relief In-Line Plug (For overmolding)



Select this component from Table B

PL-1200RG-N SERIES

Plastic Shell Auto-Coupling Connectors **78 pole capacity interconnect system**

TABLE B:

STANDARD PART NUMBERS

Number of Poles	Disposable Receptacle	Rear Panel-Mount Receptacle		In-Line Plug
	Solder Cup	Solder Cup	PCB	Solder Cup
78	380588	380700	380707	380000
59	380532	380728	380735	380056
52	380504	380756	380763	380112
45	380476	380784	380791	380168
26	380448	380812	380819	380224
19	380420	380840	380847	380280

Note: Part numbers cover black housings in Key 1 configuration. For other color and housing options utilize the Amphenol Alden connector configurator located at www.amphenolalden.com/configurator

Options Include:


Indicator Color Options Black (std.), Gray, White, Blue, Red, Green, Yellow
 Mating Key Options 2 Standard Keys, Proprietary Keys Available
 Panel-Mount Thickness Options .125 (std.), .063, .187, .250

CONTACT TERMINATION OPTIONS

Termination Styles

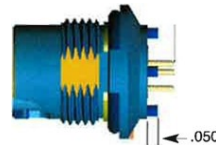
Panel 1

Pin Length & Application



Intended for termination to flex circuit

Pin Length & Applications



Intended for mounting on rigid PC Board


Flex Circuits Benefits

Facilitates the automated internal application of passive and active electronic components

Facilitates the introduction of automated mass termination techniques. These termination methods are extremely cost effective when terminating 52 pole connectors

Panel 2

PCB (Panel-Mount Receptacles only)



Request Sales Drawing for PCB mounting template

Features & Benefits

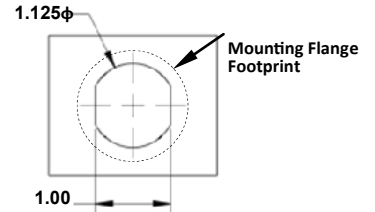
- Available in most pole counts from 9 to 52 Poles
- PCB stand-offs ensure proper positioning
- Convenient packaging high temperature contact cures may be soldered to PCB and snapped into panel-mounted receptacle housing later



Features & Benefits

Tiered solder cups provide easy access to center positions. Canted cups facilitate quick and easy wire positioning. Standard on 9-52 pole configurations

Panel-Mount, Cut-Out Template



Applies to Rear Panel-Mount Receptacles

TABLE C:

ACCESSORIES

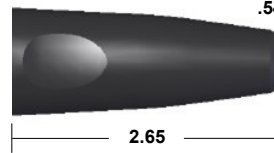
Backshell



Standard color is black. Gray is optional.

(Wire exit i.d.)

Dimension A	Part Number
0.260	107802-01
0.260	107802-02



P/N 108552-01
Standard material is black PVC

Disposable Receptacle Backshell:

In applications where the disposable receptacle is attached directly to a cable or catheter this one piece backshell is available to protect light gauge wire terminations and provide an anchor point for the catheter jacket. These backshells snap into place and may be encapsulated

Panel-Mount Receptacle Dust Cover

Panel-Mount Receptacle Dust Cover:

The PL1200 Series receptacle dust cover protects the receptacles contact system from dust, moisture, and mechanical stress when the connector pair is disengaged. When secured the dust cover will provide an IP-67 environmental seal. The cover is equipped with a tether for security.



P/N 109767-01
Black (std.) Gray (opt.)

Plug Soaking Cap



P/N 109766-01
Black (std.) Gray Optional

Plug Soaking Cap:

The PL1200 Series Plug Soaking Cap is designed to protect the plug's contact system when a cable assembly is being cleaned or not in use. The soaking cap locks onto the plug providing an IP-67 seal that is ideal for soaking in liquid disinfectants. The soaking cap can be permanently attached to a cable assembly by means of a light weight tether.

Receptacles:
AI-PL1200RGN-ILR01
AI-PL1200RGN-RPM01

Plugs:
AI-PL1200RGN-P01

ASSEMBLY INSTRUCTIONS

For additional information about this, or any other Amphenol Alden product, please contact an Amphenol Alden specialist today.

Phone: 508-427-7000
Fax: 508-583-0164
www.amphenolalden.com

Компания «Океан Электроники» предлагает заключение долгосрочных отношений при поставках импортных электронных компонентов на взаимовыгодных условиях!

Наши преимущества:

- Поставка оригинальных импортных электронных компонентов напрямую с производств Америки, Европы и Азии, а так же с крупнейших складов мира;
- Широкая линейка поставок активных и пассивных импортных электронных компонентов (более 30 млн. наименований);
- Поставка сложных, дефицитных, либо снятых с производства позиций;
- Оперативные сроки поставки под заказ (от 5 рабочих дней);
- Экспресс доставка в любую точку России;
- Помощь Конструкторского Отдела и консультации квалифицированных инженеров;
- Техническая поддержка проекта, помощь в подборе аналогов, поставка прототипов;
- Поставка электронных компонентов под контролем ВП;
- Система менеджмента качества сертифицирована по Международному стандарту ISO 9001;
- При необходимости вся продукция военного и аэрокосмического назначения проходит испытания и сертификацию в лаборатории (по согласованию с заказчиком);
- Поставка специализированных компонентов военного и аэрокосмического уровня качества (Xilinx, Altera, Analog Devices, Intersil, Interpoint, Microsemi, Actel, Aeroflex, Peregrine, VPT, Syfer, Eurofarad, Texas Instruments, MS Kennedy, Miteq, Cobham, E2V, MA-COM, Hittite, Mini-Circuits, General Dynamics и др.);

Компания «Океан Электроники» является официальным дистрибьютором и эксклюзивным представителем в России одного из крупнейших производителей разъемов военного и аэрокосмического назначения «JONHON», а так же официальным дистрибьютором и эксклюзивным представителем в России производителя высокотехнологичных и надежных решений для передачи СВЧ сигналов «FORSTAR».



JONHON

«JONHON» (основан в 1970 г.)

Разъемы специального, военного и аэрокосмического назначения:

(Применяются в военной, авиационной, аэрокосмической, морской, железнодорожной, горно- и нефтедобывающей отраслях промышленности)

«FORSTAR» (основан в 1998 г.)

ВЧ соединители, коаксиальные кабели, кабельные сборки и микроволновые компоненты:

(Применяются в телекоммуникациях гражданского и специального назначения, в средствах связи, РЛС, а так же военной, авиационной и аэрокосмической отраслях промышленности).



Телефон: 8 (812) 309-75-97 (многоканальный)

Факс: 8 (812) 320-03-32

Электронная почта: ocean@oceanchips.ru

Web: <http://oceanchips.ru/>

Адрес: 198099, г. Санкт-Петербург, ул. Калинина, д. 2, корп. 4, лит. А