

Test disconnect terminal block - URTK/S - 0311087

Please be informed that the data shown in this PDF Document is generated from our Online Catalog. Please find the complete data in the user's documentation. Our General Terms of Use for Downloads are valid (<http://download.phoenixcontact.com>)



Test disconnect terminal block, Connection method: Screw connection, Cross section: 0.5 mm²- 10 mm², AWG:20 - 10, Width: 8.2 mm, Mounting type: NS 35/7.5, NS 35/15, NS 32, Color: gray

Product description


Test disconnect terminal block, Connection method: Screw connection, Cross section: 0.5 mm²- 10 mm², AWG:20 - 10, Width: 8.2 mm, Mounting type: NS 35/7.5, NS 35/15, NS 32, Color: gray

Why buy this product

- Easy and clear testing in current transformer secondary circuits can be performed using the test disconnect terminal blocks of the URTK/S range
- On both sides of the disconnect point, the terminal block has a test socket which can also be used to switch across to neighboring terminal blocks



Key commercial data

Packing unit	1
Minimum order quantity	50
Catalog page	Page 463 (CL1-2011)
GTIN	 4 017918 001292
Weight per piece (including packing)	0.0 GRM
Weight per Piece (excluding packing)	35.81 GRM
Country of origin	CHINA

Technical data

General

Number of levels	1
Number of connections	2
Color	gray
Insulating material	PA
Inflammability class according to UL 94	V0

Dimensions

Length	72 mm
Width	8.2 mm

Test disconnect terminal block - URTK/S - 0311087

Technical data

Dimensions

Height NS 35/7.5	51.5 mm
Height NS 35/15	59 mm
Height NS 32	56 mm

Technical data

Rated surge voltage	6 kV
Pollution degree	3
Surge voltage category	III
Insulating material group	I
Connection in acc. with standard	IEC 60947-7-1
Nominal current IN	41 A
Nominal voltage UN	400 V

Connection data

Conductor cross section solid min.	0.5 mm ²
Conductor cross section solid max.	10 mm ²
Conductor cross section stranded min.	0.5 mm ²
Conductor cross section stranded max.	6 mm ²
Conductor cross section AWG/kcmil min.	20
Conductor cross section AWG/kcmil max	8
Conductor cross section stranded, with ferrule without plastic sleeve min.	0.5 mm ²
Conductor cross section stranded, with ferrule without plastic sleeve max.	6 mm ²
Conductor cross section stranded, with ferrule with plastic sleeve min.	0.5 mm ²
Conductor cross section stranded, with ferrule with plastic sleeve max.	4 mm ²
2 conductors with same cross section, solid min.	0.5 mm ²
2 conductors with same cross section, solid max.	2.5 mm ²
2 conductors with same cross section, stranded min.	0.5 mm ²
2 conductors with same cross section, stranded max.	6 mm ²
2 conductors with same cross section, stranded, ferrules without plastic sleeve, min.	0.5 mm ²
2 conductors with same cross section, stranded, ferrules without plastic sleeve, max.	4 mm ²
2 conductors with same cross section, stranded, TWIN ferrules with plastic sleeve, min.	0.5 mm ²
2 conductors with same cross section, stranded, TWIN ferrules with plastic sleeve, max.	4 mm ²
Connection method	Screw connection
Stripping length	13 mm
Internal cylindrical gage	A5
Screw thread	M4
Tightening torque, min	1.2 Nm
Tightening torque max	1.5 Nm

Test disconnect terminal block - URTK/S - 0311087

Classifications

eclass

eClass 4.0	27141126
eClass 4.1	27141126
eClass 5.0	27141127
eClass 5.1	27141127
eClass 6.0	27141127

etim

ETIM 2.0	EC000902
ETIM 3.0	EC000902
ETIM 4.0	EC000902

unspsc

UNSPSC 6.01	30211811
UNSPSC 7.0901	39121410
UNSPSC 11	39121410
UNSPSC 12.01	39121410
UNSPSC 13.2	39121410

Approvals

Certificates

Certification

CSA / UL Recognized / KEMA-KEUR / cUL Recognized / GOST / LR / DNV / RS / PRS / CCA / GOST / cULus Recognized

Certification EX

Certification submitted

Approval details

CSA	
mm ² /AWG/kcmil	26-10
Nominal current IN	40 A
Nominal voltage UN	300 V

UL Recognized	
mm ² /AWG/kcmil	26-8

Test disconnect terminal block - URTK/S - 0311087

Approvals

Nominal current IN	50 A
Nominal voltage UN	300 V

KEMA-KEUR	
mm ² /AWG/kcmil	6
Nominal voltage UN	400 V

cUL Recognized	
mm ² /AWG/kcmil	26-8
Nominal current IN	50 A
Nominal voltage UN	300 V

GOST

LR

DNV

RS

PRS

CCA	
mm ² /AWG/kcmil	6
Nominal voltage UN	400 V

GOST

cULus Recognized

Accessories

Accessories

Assembly

Test disconnect terminal block - URTK/S - 0311087

Accessories

DIN rail - NS 35/ 7,5 UNPERF 2000MM - 0801681



DIN rail, material: Steel, unperforated, height 7.5 mm, width 35 mm, length: 2 m

DIN rail - NS 35/ 7,5 CU UNPERF 2000MM - 0801762



DIN rail, material: Copper, unperforated, height 7.5 mm, width 35 mm, length: 2 m

DIN rail - NS 32 CU/120QMM UNPERF 2000MM - 1201280



G-profile DIN rail, deep-drawn, material: Copper, unperforated, height 15 mm, width 32 mm, length 2 m

DIN rail - NS 35/15 UNPERF 2000MM - 1201714



DIN rail, material: Steel, unperforated, height 15 mm, width 35 mm, length: 2 m

DIN rail - NS 32 CU/35QMM UNPERF 2000MM - 1201358



G-profile DIN rail, material: Copper, unperforated, height 15 mm, width 32 mm, length 2 m

DIN rail - NS 32 AL UNPERF 2000MM - 1201028



G rail 32 mm (NS 32)

Test disconnect terminal block - URTK/S - 0311087

Accessories

DIN rail - NS 32 UNPERF 2000MM - 1201015

G-profile DIN rail, material: Steel, unperforated, height 15 mm, width 32 mm, length 2 m



DIN rail - NS 32 PERF 2000MM - 1201002

G-profile DIN rail, material: Steel, perforated, height 15 mm, width 32 mm, length 2 m



DIN rail - NS 35/15 CU UNPERF 2000MM - 1201895

DIN rail, material: Copper, unperforated, 1.5 mm thick, height 15 mm, width 35 mm, length: 2 m



DIN rail - NS 35/15-2,3 UNPERF 2000MM - 1201798

DIN rail, material: Steel, unperforated, 2.3 mm thick, height 15 mm, width 35 mm, length: 2 m



DIN rail, unperforated - NS 35/15 AL UNPERF 2000MM - 1201756

DIN rail, deep drawn, high profile, unperforated, 1.5 mm thick, material: aluminum, height 15 mm, width 35 mm, length 2000



Test disconnect terminal block - URTK/S - 0311087

Accessories

DIN rail perforated - NS 35/15 PERF 2000MM - 1201730



DIN rail, material: steel galvanized and passivated with a thick layer, perforated, height 15 mm, width 35 mm, length: 2000 m

DIN rail perforated - NS 35/ 7,5 PERF 2000MM - 0801733



DIN rail, material: steel galvanized and passivated with a thick layer, perforated, height 7.5 mm, width 35 mm, length: 2000 m

End clamp - CLIPFIX 35 - 3022218



Snap-on end bracket, for 35 mm NS 35/7.5 or NS 35/15 DIN rail, can be fitted with Zack strip ZB 8 and ZB 8/27, terminal strip

End clamp - E/UK - 1201442



End clamp, for assembly on NS 32 or NS 35/7.5 DIN rail

End cover - D-URTK - 0310020



End cover, Length: 72 mm, Width: 2.2 mm, Height: 41.5 mm, Color: gray

Separating plate - TS-RTK - 0310211



Separating plate, Length: 72 mm, Width: 0.8 mm, Color: gray

Test disconnect terminal block - URTK/S - 0311087

Accessories

Partition plate - ATS-RTK - 0310224

Partition plate, Length: 72 mm, Width: 0.8 mm, Height: 51.5 mm, Color: gray



Cover profile - AP-ME METER - 3034361

Cover profile, for covering terminal strips, snapped onto APT-ME cover profile carrier or APH-ME end bracket. A cover profile



Cover profile - APH-ME - 3034374

Cover profile carrier for mounting on NS 35/7.5 DIN rail for attaching the cover profile AP-ME



Cover profile - APT-ME - 3034358

Cover profile carrier for mounting on NS 35/7.5 DIN rail for attaching the cover profile AP-ME



Bridges

Fixed bridge - FB 10- RTK/S - 0311171

Fixed bridge, Number of positions: 10, Color: silver



Test disconnect terminal block - URTK/S - 0311087

Accessories

Insertion bridge - EB 2- 8 - 0202154

Insertion bridge, Number of positions: 2, Color: gray



Insertion bridge - EB 3- 8 - 0202141

Insertion bridge, Number of positions: 3, Color: gray



Insertion bridge - EB 10- 8 - 0202138

Insertion bridge, Number of positions: 10, Color: gray



Switching lock - S-URTK/SP - 0311155

Switching lock, Length: 12 mm, Width: 8.2 mm, Color: white



Switching lock - S - 0308359

Switching lock, Length: 12 mm, Width: 8.2 mm, Color: white



Switching jumper - ASB 2-RTK/S - 0311281

Switching jumper, Number of positions: 2, Color: silver



Test disconnect terminal block - URTK/S - 0311087

Accessories

Switching jumper - USB 2-RTK/S - 0311278

Switching jumper, Number of positions: 2, Color: silver



Switching jumper - SB 4-RTK/S - 0311265

Switching jumper, Number of positions: 4, Color: silver



Switching jumper - SB 2-RTK/S - 0311236

Switching jumper, Number of positions: 2, Color: silver



Marking

Zack marker strip - ZB 8:SO/CMS - 1050512

Zack marker strip, white, For terminal block width: 8 mm



Marker cards - SBS 8:UNBEDRUCKT - 1007235

Marker cards, Card, white, Unlabeled, Can be labeled with: Plotter, Mounting type: Snap into tall marker groove, Snap into fl



Plug/Adapter

Test disconnect terminal block - URTK/S - 0311087

Accessories

Female test connector - PSBJ-URTK/S RD - 0311744

Female test connector, Color: red



Female test connector - PSBJ-URTK/S BU - 0311757

Female test connector, Color: blue



Female test connector - PSBJ-URTK/S YE - 0311731

Female test connector, Color: yellow



Female test connector - PSBJ-URTK/S GN - 0311760

Female test connector, Color: green



Female test connector - PSBJ-URTK/S VT - 0311773

Female test connector, Color: violet



Female test connector - PSBJ-URTK/S BK - 0311728

Female test connector, Color: black



Test disconnect terminal block - URTK/S - 0311087

Accessories

Tools

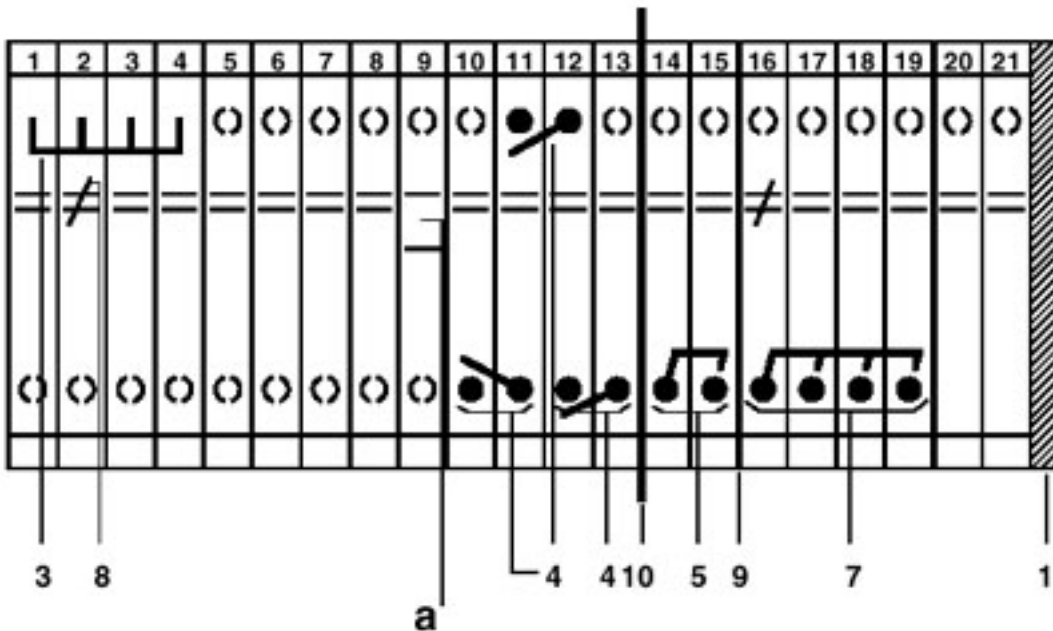
Screwdriver - SZS 1,0X4,0 VDE - 1205066

Screwdriver, bladed, VDE insulated, size: 1.0 x 4.0 x 100 mm, 2-component grip, with non-slip grip



Drawings

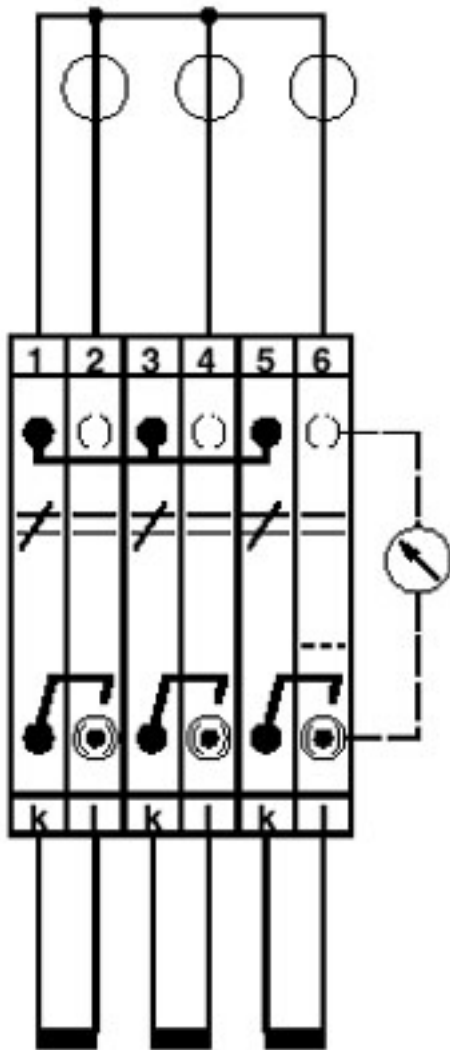
Circuit diagram



- a = open
- 1 = cover
- 3 = fixed bridge
- 4 = switch bar, for 2 terminal blocks, useable on both sides of the disconnect point, inward switching motion
- 5 = switch bar, for 2 terminal blocks, useable on both sides of the disconnect point, outward switching motion
- 7 = switch bar, for 3-phase short-circuiting of linked current transformer sets, only on the right
- 8 = switching lock, prevents disconnect slide from being actuated
- 9 = separating plate, for electrical separation of neighboring bridges in terminal center
- 10 = partition plate

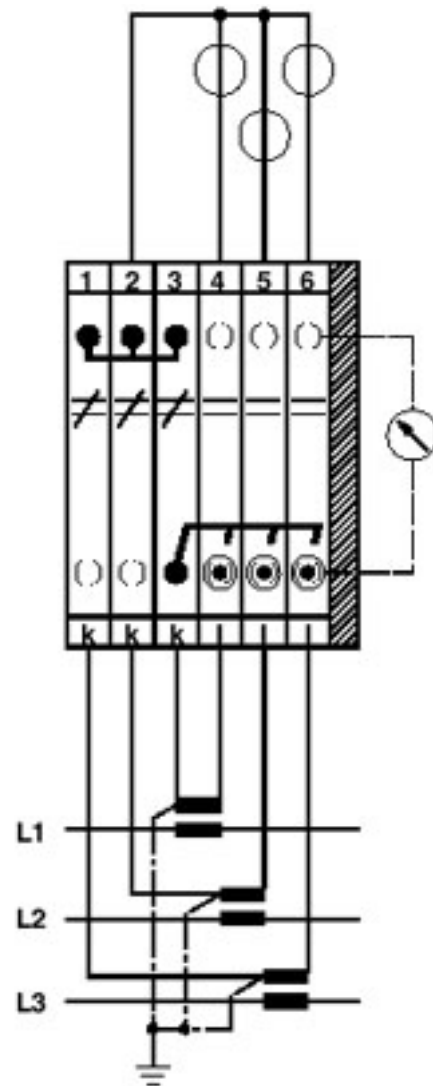
Test disconnect terminal block - URTK/S - 0311087

Schematic diagram



Three-phase transducer test set

Schematic diagram

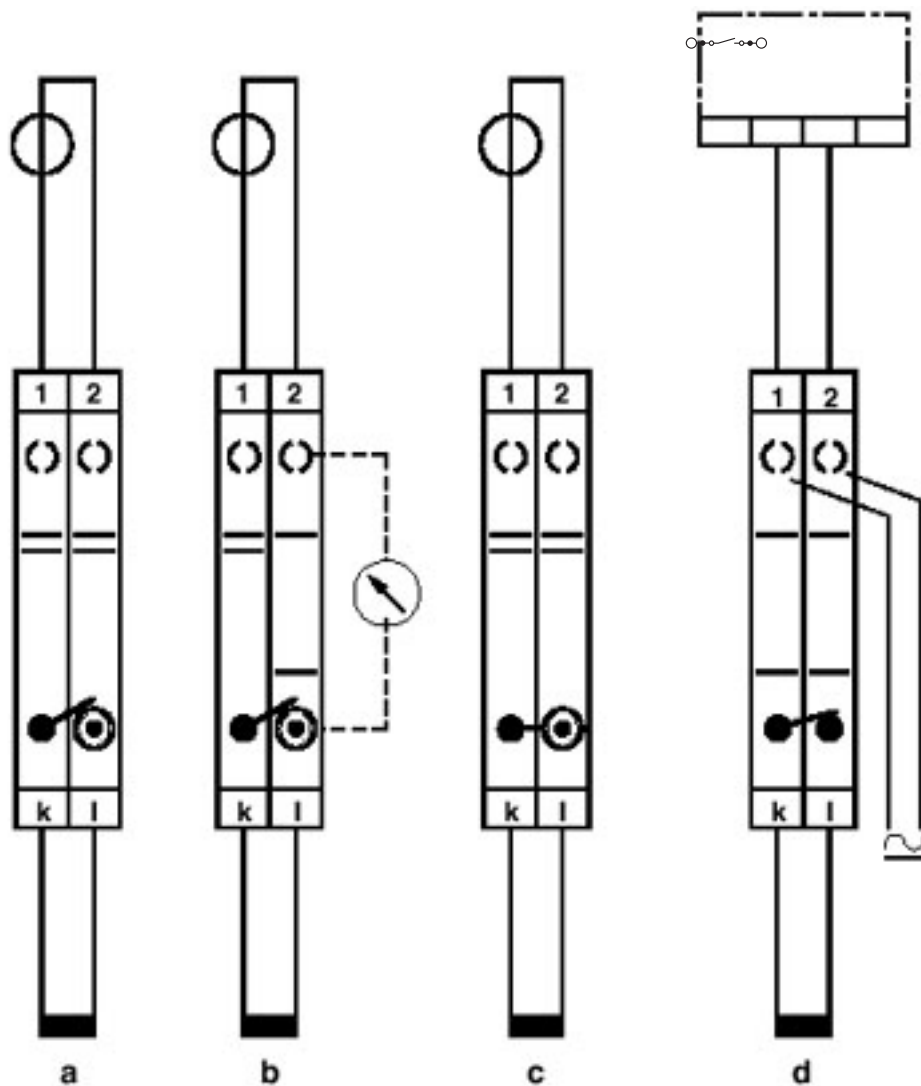


Three-phase linked transducer test set

Test disconnect terminal block - URTK/S - 0311087

Schematic diagram

Circuit diagram



Simple current transformer test circuit

a = normal operation

b = measured value testing

c = transformer short-circuit

d = relay testing

Компания «Океан Электроники» предлагает заключение долгосрочных отношений при поставках импортных электронных компонентов на взаимовыгодных условиях!

Наши преимущества:

- Поставка оригинальных импортных электронных компонентов напрямую с производств Америки, Европы и Азии, а так же с крупнейших складов мира;
- Широкая линейка поставок активных и пассивных импортных электронных компонентов (более 30 млн. наименований);
- Поставка сложных, дефицитных, либо снятых с производства позиций;
- Оперативные сроки поставки под заказ (от 5 рабочих дней);
- Экспресс доставка в любую точку России;
- Помощь Конструкторского Отдела и консультации квалифицированных инженеров;
- Техническая поддержка проекта, помощь в подборе аналогов, поставка прототипов;
- Поставка электронных компонентов под контролем ВП;
- Система менеджмента качества сертифицирована по Международному стандарту ISO 9001;
- При необходимости вся продукция военного и аэрокосмического назначения проходит испытания и сертификацию в лаборатории (по согласованию с заказчиком);
- Поставка специализированных компонентов военного и аэрокосмического уровня качества (Xilinx, Altera, Analog Devices, Intersil, Interpoint, Microsemi, Actel, Aeroflex, Peregrine, VPT, Syfer, Eurofarad, Texas Instruments, MS Kennedy, Miteq, Cobham, E2V, MA-COM, Hittite, Mini-Circuits, General Dynamics и др.);

Компания «Океан Электроники» является официальным дистрибьютором и эксклюзивным представителем в России одного из крупнейших производителей разъемов военного и аэрокосмического назначения «JONHON», а так же официальным дистрибьютором и эксклюзивным представителем в России производителя высокотехнологичных и надежных решений для передачи СВЧ сигналов «FORSTAR».



JONHON

«JONHON» (основан в 1970 г.)

Разъемы специального, военного и аэрокосмического назначения:

(Применяются в военной, авиационной, аэрокосмической, морской, железнодорожной, горно- и нефтедобывающей отраслях промышленности)

«FORSTAR» (основан в 1998 г.)

ВЧ соединители, коаксиальные кабели,
кабельные сборки и микроволновые компоненты:

(Применяются в телекоммуникациях гражданского и специального назначения, в средствах связи, РЛС, а так же военной, авиационной и аэрокосмической отраслях промышленности).



Телефон: 8 (812) 309-75-97 (многоканальный)

Факс: 8 (812) 320-03-32

Электронная почта: ocean@oceanchips.ru

Web: <http://oceanchips.ru/>

Адрес: 198099, г. Санкт-Петербург, ул. Калинина, д. 2, корп. 4, лит. А