

# A full range of **quality** mains rated **inlets, outlets** and **connectors** conforming to **IEC** and EN 60320 specifications carrying **UL, CSA, VDE** and other approvals.

With electrical ratings up to 20A, 250V (UL) these connector ranges offer solutions to most mains powered equipment and cable applications.

The combinations of mounting styles and terminations include: flange fixing, snap to panel and PCB mounting versions together with 2.8/ solder tabs, 4.8 and 6.3 fast on tabs, screw terminal and PC spill versions.

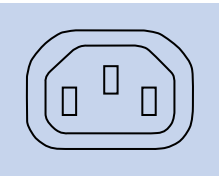
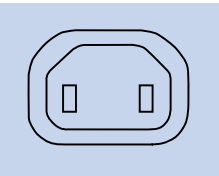
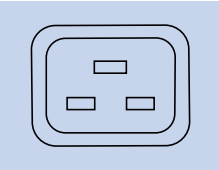
Completing the range are insulating boots, retaining and safety covers

In addition to the standard black moulding, most styles are also available in either white or grey and special colours to match OEM equipment can also be supplied. (Subject to product approval requirements)



|                              |         |
|------------------------------|---------|
| Inlets and Outlet Connectors | 266-290 |
| Distribution Units           | 291-295 |
| Power Entry Modules          | 296-318 |
| EMI Mains Filters            | 319-327 |

| IEC60 320-1   | Sheet No: | No Pins | Current Rating   | Flange Fixing  | Snap fit            | Fused Flange   | Fused Snap fit      | Filtered     | Fuse Filtered                |
|---|-----------|---------|------------------|--|---------------------|--|---------------------|--------------|------------------------------|
|   | C14       | 3       | 10A, 250V a.c.   | PX0579<br>PX0580<br>PX0580/PC<br>PX0580/PC/12132<br>PX0580/PC/7<br>PX0580/PC/7LC | PX0575<br>PX0575/PC | PF0001<br>PF0001/PC<br>PF0002<br>PF0030<br>PF0030/PC | PF0011<br>PF0011/PC | PS00<br>PS01 | PS20<br>PS21<br>PS25<br>PS26 |
|   | C16       | 3       | 10A, 250V a.c.   | PX0590   | PX0595              |  |                     |              |                              |
|   | C18       | 2       | 10A, 250V a.c.   | PX0690   | PX0691<br>PX0691/PC | PF0006<br>PF0007                                     | PF0016              |              |                              |
|  | C20       | 3       | 3 16A, 250V a.c. | PX0596   | PX0598              |  |                     |              |                              |

| IEC60 320-2-2  | Sheet No: | No Pins | Current Rating | Flange Fixing   | Snap fit   | Fused Flange | Fused Snap fit | Filtered | Fuse Filtered |
|--|-----------|---------|----------------|---|--|--------------|----------------|----------|---------------|
|  | F         | 3       | 10A, 250V a.c. | PX0675<br>PX0675/PC<br>PX0675/PC/12599<br>PX0793 (Shuttered)<br>PX0793/1(Shuttered) | PX0695<br>PX0695/PC<br>PX0783<br>(Shuttered)<br>PX0716<br>PX0717<br>PX0718 |              |                |          |               |
|  | H         | 2       | 10A, 250V a.c. | PX0705  | PX0725   |              |                |          |               |
|  | J         | 3       | 16A, 250V a.c. | PX0591  | PX0592   |              |                |          |               |

| IEC60 320-1   | Sheet No: | No Pins | Current Rating | Rewirable        | Side Entry Rewirable |
|---|-----------|---------|----------------|------------------|----------------------|
|    | C13       | 3       | 10A, 250V a.c. | PX0587<br>PX0588 | PX0587/SE            |
|    | C15       | 3       | 10A, 250V a.c. | PX0597           |                      |
|    | C19       | 3       | 16A, 250V a.c. | PX0599           |                      |
| IEC60 320-2-2   | Sheet No: | No Pins | Current Rating | Rewirable        | Side Entry Rewirable |
|  | E         | 3       | 10A, 250V a.c. | PX0686           | PX0685<br>PX0686/SE  |

## Straight Female Connector



PX0587

- Cable Mounting
- Rewirable
- Screw Terminals
- 10A, 250V a.c.



## Side Entry Female Connector



PX0587/SE

- Cable Mounting
- Rewirable
- Screw Terminals
- 10A, 250V a.c.



## Angled Female Connector



PX0588

- Cable Mounting
- Rewirable
- Screw Terminals
- 10A, 250V a.c.



| Specifications         | PX0587/Col  | PX0587/SE/Col  | PX0588  |
|------------------------|---|--|---|
| Terminations:          | Screw Terminals   | Screw Terminals  | Screw Terminals   |
| Colours:               | No suffix (Black), /WH (White), /GY (Grey)  | No suffix (Black), /WH (White), /GY (Grey)   | -   |
| Max. Rating:           | 10A, 250V a.c.  | 10A, 250V a.c.   | 10A, 250V a.c.  |
| Contact Resistance:    | <10mΩ   | <10mΩ  | <10mΩ   |
| Insulation Resistance: | >10 <sup>3</sup> MΩ   | >10 <sup>3</sup> MΩ  | >10 <sup>3</sup> MΩ   |
| A.C. Breakdown:        | Pole-Pole 4.5kV.<br>(Poles-Accessible) Parts 4kV                                    | Pole-Pole 4.5kV.<br>(Poles-Accessible) Parts 4kV                                     | Pole-Pole 5kV.<br>(Poles-Accessible) Parts 3.5kV                                      |
| Operating Temp.        | -40°C to +70°C  | -40°C to +70°C   | -40°C to +70°C  |
| Withdrawal Force:      | 10N (Min.) 50N (Max.)   | 10N (Min.) 50N (Max.)  | 10N (Min.) 50N (Max.)   |
| Mouldings:             | Nylon, Flammability Rating UL94V-0  | Nylon, Flammability Rating UL94V-0   | Nylon, Flammability Rating UL94V-0  |
| Contacts:              | Brass, Clean  | Brass, Clean   | Brass, Clean  |
| Approvals:             |  |  |  |
| Accessories / Notes:   | VDE and ENEC approval for black and white versions only.                            | VDE and ENEC approval for black and white versions only.                             |   |
| Mating Inlets:         | PX0575, PX0579, PX0580, PF0001, PF0011, PF0030, PF0033                              | PX0575, PX0579, PX0580, PF0001, PF0011, PF0030, PF0033                               | PX0575, PX0579, PX0580, PF0001, PF0011, PF0030, PF0033                                |
| <b>RoHS</b>            | Compliant   | Compliant  | Compliant   |

## Snap Fit to Panel Inlet



PX0575/10/28

- Fits Panel Sizes 1, 1.5, 2.0 or 3.0mm
- 2.8, 4.8, 6.3mm Tabs or Screw Terminals
- 10A, 250V a.c. (15A, 250V a.c. UL & CSA)



## PC Snap Fit to Panel Inlet





PX0575/10/PC

- Fits Panel Sizes 1, 1.5, 2.0 or 3.0mm
- PC Spills
- 10A, 250V a.c. (15A, 250V a.c. UL & CSA)



## Specifications

| Specifications         | PX0575/Panel/Term/Col   | PX0575/Panel/PC/Col  |
|------------------------|---|--|
| Fixing(Panel):         | Snap fit, /10 (1mm), /15 (1.5mm), /20 (2mm), /30 (3mm)                              | Snap fit, /10 (1mm), /15 (1.5mm), /20 (2mm), /30 (3mm)   |
| Terminations:          | /28 (2.8mm solder), /48 (4.8mm tab)   | P.C. Spills  |
| Colours:               | No suffix (Black), /WH (White), /GY (Grey)  | No suffix (Black), /WH (White), /GY (Grey)   |
| Max. Rating:           | 10A, 250V a.c. (UL & CSA 15A, 250V a.c.)  | 10A, 250V a.c. (UL & CSA 15A, 250V a.c.)   |
| Contact Resistance:    | <10mΩ   | <10mΩ  |
| Insulation Resistance: | >10 <sup>3</sup> MΩ   | >10 <sup>3</sup> MΩ  |
| A.C. Breakdown:        | Pole-Pole 5kV. Poles-Panel 5.4kV  | Pole-Pole 5kV. Poles-Panel 5.4kV   |
| Operating Temp. Range: | -40°C to +70°C  | -40°C to +70°C   |
| Max. Pin Temp.:        | +70°C   | +70°C  |
| Mouldings:             | Nylon, Flammability Rating UL94V-0  | Nylon, Flammability Rating UL94V-0   |
| Contacts:              | Brass: Pins, Nickel Plated. Tabs, Tin Plated, Screw Terms, Nickel Plated            | Brass: Pins, Nickel Plated. Spills, Tin Plated   |
| Approvals:             |  |    |
| Accessories / Notes:   | P.No. 11328 (See Page 152)<br>VDE and ENEC approval for black versions only.        | Standard without cover.<br>With cover add /C to P.No.<br>PX0587, PX0587/SE, PX0588<br>VDE and ENEC approval for black versions only. |
| Mating Connectors:     | PX0587, PX0587/SE, PX0588   | PX0587, PX0587/SE, PX0588  |
| RoHS                   | Compliant   | Compliant  |

## Flange Mount Inlet



PX0580/28

- 2.8, 4.8, 6.3mm Tabs or Screw Terminals
- 10A, 250V a.c. (15A, 250V a.c. UL & CSA)



## Vertical Flange Mount Inlet



PX0579/28

- 2.8, 4.8, 6.3mm Tabs or Screw Terminals
- 10A, 250V a.c. (15A, 250V a.c. UL & CSA)



| Specifications         | PX0580/Term/Col  | PX0579/Term/Col  |
|------------------------|--|--|
| Fixing:                | Flange   | Flange   |
| Terminations:          | /28 (2.8mm solder), /48 (4.8mm tab)<br>/63 (6.3mm tab), /TERM (screw)  | /28 (2.8mm solder), /48 (4.8mm tab)<br>/63 (6.3mm tab)                               |
| Colours:               | No suffix (Black), /WH (White), /GY (Grey)   | No suffix (Black), /WH (White), /GY (Grey)   |
| Max. Rating:           | 10A, 250V a.c.<br>(UL & CSA 15A, 250V a.c.)  | 10A, 250V a.c.<br>(UL & CSA 15A, 250V a.c.)  |
| Contact Resistance:    | <10m $\Omega$  | <10m $\Omega$  |
| Insulation Resistance: | >10 <sup>3</sup> M $\Omega$  | >10 <sup>3</sup> M $\Omega$  |
| A.C. Breakdown:        | Pole-Pole 5kV. Poles-Panel 10kV  | Pole-Pole 5kV. Poles-Panel 10kV  |
| Operating Temp.:       | -40°C to +70°C   | -40°C to +70°C   |
| Max. Pin Temp.:        | +70°C  | +70°C  |
| Mouldings:             | Nylon, Flammability Rating UL94V-0   | Nylon, Flammability Rating UL94V-0   |
| Contacts:              | Brass: Pins, Nickel Plated. Tabs, Tin Plated, Screw Terms, Nickel Plated                                       | Brass: Pins, Nickel Plated. Tabs, Tin Plated   |
| Approvals:             |                             |  |
| Accessories / Notes:   | P.No. 11328, KT0006 (PX0587 only)<br>(See Pages 150 and 152)<br>VDE and ENEC approval for black versions only. | P.No. 11328 (See Page 152)   |
| Mating Connectors:     | PX0587, PX0587/SE, PX0588  | PX0587, PX0587/SE, PX0588  |
| <b>RoHS</b>            | Compliant  | Compliant  |

## PC Flange Rear Mount Inlet



PX0580/PC

- With or Without Rear Cover
- PC Spills
- 10A, 250V a.c.  
(15A, 250V a.c. UL & CSA)



## PC Flange Rear Mount Inlet



PX0580/PC/7

- With or Without Cover
- PC Spills
- 4.8mm Top Tab (earth)
- 10A, 250V a.c.  
(15A, 250V a.c. UL & CSA)



| Specifications         | PX0580/PC/Col  | PX0580/PC/7/Col   |
|------------------------|--|---|
| Fixing:                | P.C.B./Flange  | P.C.B./Flange   |
| Terminations:          | P.C. Spills  | P.C. Spills   |
| Colours:               | No suffix (Black), /WH (White), /GY (Grey)   | No suffix (Black), /WH (White), /GY (Grey)  |
| Max. Rating:           | 10A, 250V a.c.<br>(UL & CSA 15A, 250V a.c.)  | 10A, 250V a.c.<br>(UL & CSA 15A, 250V a.c.)   |
| Contact Resistance:    | <10mΩ  | <10mΩ   |
| Insulation Resistance: | >10 <sup>9</sup> MΩ  | >10 <sup>9</sup> MΩ   |
| A.C. Breakdown:        | Pole-Pole 5.4kV. Poles-Panel 10kV  | Pole-Pole 5.4kV. Poles-Panel 10kV   |
| Operating Temp. Range: | -40°C to +70°C   | -40°C to +70°C  |
| Max. Pin Temp :        | +70°C  | +70°C   |
| Mouldings:             | Nylon, Flammability Rating UL94V-0   | Nylon, Flammability Rating UL94V-0  |
| Contacts:              | Brass: Pins, Nickel Plated.<br>Spills, Tin Plated  | Brass: Pins, Nickel Plated.<br>Spills, Tin Plated   |
| Approvals:             |               |                |
| Accessories / Notes:   | Standard without cover.<br>With cover add /12132 to P.No<br>VDE approvals for black version only | Standard without cover.<br>With cover add /12132 to P.No.<br>VDE approvals for black version only |
| Mating Connectors:     | PX0587, PX0587/SE, PX0588  | PX0587, PX0587/SE, PX0588   |
| <b>RoHS</b>            | Compliant  | Compliant   |

## Flanged Mount Fused Inlet



PF0001/28

PF0002/28

- Single Fuse 5 x 20mm
- Spare Fuse Facility
- 2.8, 4.8 or 6.3mm Tabs
- 10A, 250V a.c.
- Fuse Contacts Isolated (PF0002)



## PC Flanged Mount Fused Inlet



PF0001/PC

- Single Fuse 5 x 20mm
- Spare Fuse Facility
- PC Spills - Horizontal
- 10A, 250V a.c.



| Specifications         | PF0001/Term/Col   | PF0001/PC/Col   | PF0002/Term/Col  |
|------------------------|---|---|--|
| Fixing(Panel):         | Flange  | P.C.B./Flange   | Flange   |
| Terminations:          | /28 (2.8mm solder), /48 (4.8mm tab)<br>/63 (6.3mm tab)  | P.C. Spills   | /28 (2.8mm solder), /48 (4.8mm tab)<br>/63 (6.3mm tab)   |
| Colours:               | No suffix (Black), /WH (White),<br>/GY (Grey)   | No suffix (Black), /WH (White),<br>/GY (Grey)   | No suffix (Black), /WH (White),<br>/GY (Grey)  |
| Max. Rating:           | 10A, 250V a.c.  | 10A, 250V a.c.  | 10A, 250V a.c.   |
| Max. Fuse Rating:      | 2.5W/10A, 250V a.c.   | 2.5W/10A, 250V a.c  | 2.5W/10A, 250V a.c   |
| Contact Resistance:    | <10mΩ (<15mΩ including Fuseholder)  | <10mΩ (<15mΩ including Fuseholder)  | <10mΩ  |
| Insulation Resistance: | >10 <sup>3</sup> MΩ   | >10 <sup>3</sup> MΩ   | >10 <sup>3</sup> MΩ  |
| A.C. Breakdown:        | Pole-Pole 5.5kV. Poles-Panel 4kV  | Pole-Pole 5.5kV. Poles-Panel 4kV  | Pole-Pole 5.5kV. Poles-Panel 4kV   |
| Operating Temp.:       | -40°C to +70°C  | -40°C to +70°C  | -40°C to +70°C   |
| Max. Pin Temp.:        | +70°C   | +70°C   | +70°C  |
| Mouldings:             | Nylon, Flammability Rating UL94V-0  | Nylon, Flammability Rating UL94V-0  | Nylon, Flammability Rating UL94V-0   |
| Contacts:              | Brass: Pins, Nickel Plated. Tabs, Tin Plated  | Brass: Pins, Nickel Plated. Tabs, Tin Plated  | Brass: Pins, Nickel Plated. Tabs, Tin Plated   |
| Approvals:             |            |                        |   |
| Accessories / Notes:   | P.No. 11987, KT0009<br>See Pages 150 & 152)<br>VDE and ENEC approval for black versions only. | KT0009 (front of panel mounting only)<br>(See Page 150)<br>VDE and ENEC approval for black versions only. | P.No. 11987, KT0009 (See Pages 150 & 152)<br>(Note: Fuse contact isolated)<br>VDE and ENEC approval for black versions only. |
| Mating Connectors:     | PX0587, PX0587/SE, PX0588   | PX0587, PX0587/SE, PX0588   | PX0587, PX0587/SE, PX0588  |
| <b>RoHS</b>            | Compliant   | Compliant   | Compliant  |



## Snap Fit to Panel Fused Inlet



PF0011/10/28

- Single Fuse 5 x 20mm
- Spare Fuse Facility
- Panel Sizes 1, 1.5, 2.0 or 3.0mm
- 2.8, 4.8 or 6.3mm Tabs
- 10A, 250V a.c.

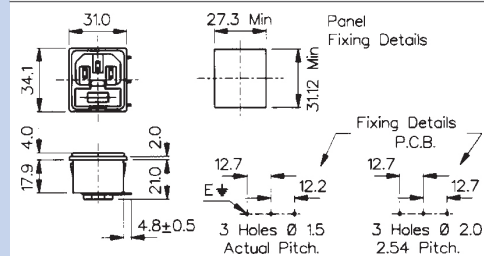


## PC Snap Fit to Panel Fused Inlet



PF0011/10/PC



- Single Fuse 5 x 20mm
- Spare Fuse Facility
- Panel Sizes 1, 1.5, 2.0 or 3.0mm
- PC Spills
- 10A, 250V a.c.



## Specifications

## PF0011/Panel/Term/Col

## PF0011/Panel/PC/Col

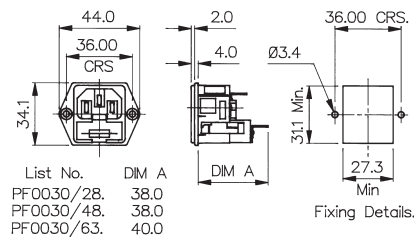
|                        |   |  |
|------------------------|---|--|
| Fixing:                | Snap fit, /10 (1mm), /15 (1.5mm), /20 (2mm), /30 (3mm)                              | Snap fit, /10 (1mm), /15 (1.5mm), /20 (2mm), /30 (3mm)                               |
| Terminations:          | /28 (2.8mm solder), /48 (4.8mm tab) /63 (6.3mm tab)                                 | P.C. Spills  |
| Colours:               | No suffix (Black), /WH (White), /GY (Grey)  | No suffix (Black), /WH (White), /GY (Grey)   |
| Max. Rating:           | 10A, 250V a.c.  | 10A, 250V a.c.   |
| Max. Fuse Rating       | 2.5W/10A, 250V a.c  | 2.5W/10A, 250V a.c   |
| Contact Resistance:    | <10mΩ (<15mΩ including Fuseholder)  | <10mΩ (<15mΩ including Fuseholder)   |
| Insulation Resistance: | >10 <sup>9</sup> MΩ   | >10 <sup>9</sup> MΩ  |
| A.C. Breakdown:        | Pole-Pole 5.5kV. Poles-Panel 4kV  | Pole-Pole 5.5kV. Poles-Panel 4kV   |
| Operating Temp.:       | -40°C to +70°C  | -40°C to +70°C   |
| Max. Pin Temp.:        | +70°C   | +70°C  |
| Mouldings:             | Nylon, Flammability Rating UL94V-0  | Nylon, Flammability Rating UL94V-0   |
| Contacts:              | Brass: Pins, Nickel Plated. Tabs, Tin Plated  | Brass: Pins, Nickel Plated. Spills, Tin Plated                                       |
| Approvals:             |  |  |
| Accessories / Notes:   | P.No. 11987 (See Page 152)<br>VDE and ENEC approval for black versions only.        | VDE and ENEC approval for black versions only.                                       |
| Mating Connectors:     | PX0587, PX0587/SE, PX0588   | PX0587, PX0587/SE, PX0588  |
| <b>RoHS</b>            | Compliant   | Compliant  |

### Flanged Mount Fused Inlet



PF0030/28

- Twin Fused 5 x 20mm
- 2.8, 4.8 or 6.3mm Tabs
- 10A, 250V a.c.

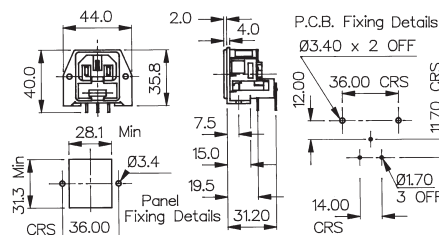


### PC Flanged Mount Fused Inlet



PF0030/PC

- Twin Fused 5 x 20mm
- PC Spills
- 10A, 250V a.c.



### Snap Fit to Panel Fused Inlet



PF0033/10/28

- Twin Fused 5 x 20mm
- Fits Panel Sizes 1.0, 1.5, 2.0 or 3.0mm
- 2.8, 4.8 or 6.3mm Tabs
- 10A, 250V a.c.



| Specifications             | PF0030/Termination                                  | PF0030/PC                                    | PF0033/Panel/Termination                               |
|----------------------------|---|--|--|
| Fixing(Panel):             | Flange  | P.C.B/Flange                                 | Snap fit, /10 (1mm), /15 (1.5mm), /20 (2mm), /30 (3mm) |
| Terminations:              | /28 (2.8mm solder), /48 (4.8mm tab) /63 (6.3mm tab) | P.C. Spills                                  | /28 (2.8mm solder), /48 (4.8mm tab) /63 (6.3mm tab)    |
| Max. Rating:               | 10A, 250V a.c.                                      | 10A, 250V a.c.                               | 10A, 250V a.c.   |
| Contact Resistance:        | <15mΩ (per pole)                                    | <15mΩ (per pole)                             | <15mΩ (per pole)                                       |
| Insulation Resistance:     | >10 <sup>4</sup> MΩ                                 | >10 <sup>4</sup> MΩ                          | >10 <sup>4</sup> MΩ                                    |
| A.C. Breakdown:            | Pole-Pole 6kV. Poles-Panel 5kV                      | Pole-Pole 6kV. Poles-Panel 5kV               | Pole-Pole 6kV. Poles-Panel 5kV                         |
| Max. Dissipation Per Fuse: | 2.5W  | 2.5W   | 2.5W   |
| Operating Temp.:           | -20°C to +70°C                                      | -20°C to +70°C                               | -20°C to +70°C   |
| Max. Pin Temp.:            | +70°C   | +70°C  | +70°C  |
| Mouldings:                 | Nylon, Flammability Rating UL94V-0                  | Nylon, Flammability Rating UL94V-0           | Nylon, Flammability Rating UL94V-0                     |
| Contacts:                  | Brass: Pins, Nickel Plated. Tabs, Tin Plated        | Brass: Pins, Nickel Plated. Tabs, Tin Plated | Brass: Pins, Nickel Plated. Tabs, Tin Plated           |
| Approvals:                 |   |  |  |
| Accessories / Notes:       | KT0009 (See Page 150)                               |  |  |
| Mating Connectors:         | PX0587, PX0587/SE, PX0588                           | PX0587, PX0587/SE, PX0588                    | PX0587, PX0587/SE, PX0588                              |
| <b>RoHS</b>                | Compliant   | Compliant                                    | Compliant  |

## Straight Female Connector



PX0597

- Cable Mounting
- Hot Condition
- Mates with PX0590 and PX0595
- Screw Terminals
- 10A, 250V a.c.



## Flange Mount Inlet



PX0590/28

- Hot Condition
- 2.8 or 6.3mm Tabs
- 10A, 250V a.c.  
(15A, 250V a.c. UL & CSA)

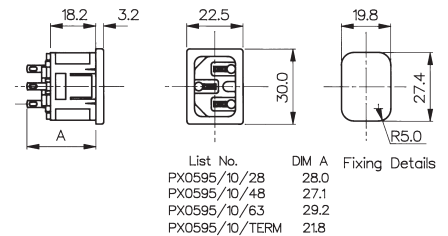





## Snap Fit to Panel Inlet



PX0595/10/28

- Hot Condition
- Panel Sizes 1, 1.5, 2.0 or 3.0mm
- 2.8, 4.8, 6.3mm Tabs or Screw Terminals
- 10A, 250V a.c.  
(15A, 250V a.c. UL & CSA)



| Specifications   | PX0597/Col  | PX0590/Term/Col  | PX0595/Panel/Term/Col   |
|--|---|--|---|
| Fixing(Panel):   |   | Flange   | Snap fit, /10 (1mm), /15 (1.5mm), /20 (2mm), /30 (3mm)                                |
| Terminations:  | Screw Terminals   | /28 (2.8mm solder), /63 (6.3mm tab)  | /28 (2.8mm solder), /48 (4.8mm tab), /63 (6.3mm tab), /TERM (screw)                   |
| Colours:   | No suffix (Black), /WH (White), /GY (Grey)  | No suffix (Black), /WH (White), /GY (Grey)   | No suffix (Black), /WH (White), /GY (Grey)  |
| Max. Rating:   | 10A, 250V a.c.  | 10A, 250V a.c.<br>(UL & CSA 15A, 250V a.c.)  | 10A, 250V a.c.<br>(UL & CSA 15A, 250V a.c.)   |
| Contact Resistance:                                    | <10mΩ   | <10mΩ  | <10mΩ   |
| Insulation Resistance:                                 | >10 <sup>3</sup> MΩ   | >10 <sup>3</sup> MΩ  | >10 <sup>3</sup> MΩ   |
| A.C. Breakdown:  | Pole-Pole 4.5kV. Poles-Accessible Parts 4kV   | Pole-Pole 5kV. Poles-Panel 10kV  | Pole-Pole 5kV. Poles-Panel 5.4kV  |
| Operating Temp.<br>Max. Pin Temp:<br>Withdrawal Force: | -40°C to +70°C<br>10N (Min.) 50N (Max.)   | -40°C to +70°C<br>+120°C   | -40°C to +70°C<br>+120°C  |
| Mouldings:<br>Contacts:                                | Nylon, Flammability Rating UL94V-0<br>Brass, Clean                                  | Nylon, Flammability Rating UL94V-0<br>Brass, Pins Nickel Plated. Tabs, Tin Plated              | Nylon, Flammability Rating UL94V-0<br>Brass, Pins Nickel Plated. Tabs, Tin Plated     |
| Approvals:   |  |             |  |
| Accessories / Notes:                                   | VDE and ENEC approval for black and white versions only.                            | P.No. 11328, KT0006<br>(See Pages 150 & 152)<br>VDE and ENEC approval for black versions only. | P.No. 11328 (See Page 152)<br>VDE and ENEC approval for black versions only.          |
| Mating Connectors:                                     | PX0590, PX0595  | PX0597   | PX0597  |
| <b>RoHS</b>  | Compliant   | Compliant  | Compliant   |

## Flanged Mount Inlet



PX0690/28

- Two Pin Class II (No Earth Pin)
- 2.8, 4.8, 6.3mm Tabs or Screw Terminals
- 10A, 250V a.c. (15A, 250V a.c. UL & CSA)



## Snap Fit to Panel Inlet



PX0691/10/28

- Two Pin Class II (No Earth Pin)
- Panel Sizes 1, 1.5, 2.0 or 3.0mm
- 2.8, 4.8, 6.3mm Tabs or Screw Terminals
- 10A, 250V a.c. (15A, 250V a.c. UL & CSA)



## PC Snap Fit to Panel Inlet



PX0691/10/PC

- Two Pin Class II (No Earth Pin)
- Panel Sizes 1, 1.5, 2.0 or 3.0mm
- PC Spills
- 10A, 250V a.c. (15A, 250V a.c. UL & CSA)



| Specifications                     | PX0690/Term/Col   | PX0691/Panel/Term/Col   | PX0691/Panel/PC/Col   |
|------------------------------------|---|---|---|
| Fixing(Panel):                     | Flange  | Snap fit, /10 (1mm), /15 (1.5mm), /20 (2mm), /30 (3mm)                              | Snap fit, /10 (1mm), /15 (1.5mm), /20 (2mm), /30 (3mm)  |
| Terminations:                      | /28 (2.8mm solder), /48 (4.8mm tab) /63 (6.3mm tab), /TERM (screw)                  | /28 (2.8mm solder), /48 (4.8mm tab) /63 (6.3mm tab), /TERM (screw)                  | P.C. Spills   |
| Colours:                           | No suffix (Black), /WH (White), /GY (Grey)  | No suffix (Black), /WH (White), /GY (Grey)  | No suffix (Black), /WH (White), /GY (Grey)  |
| Max. Rating:                       | 10A, 250V a.c. (UL & CSA 15A, 250V a.c.)  | 10A, 250V a.c. (UL & CSA 15A, 250V a.c.)  | 10A, 250V a.c. (UL & CSA 15A, 250V a.c.)  |
| Contact Resistance:                | <10mΩ   | <10mΩ   | <10mΩ   |
| Insulation Resistance:             | >10 <sup>3</sup> MΩ   | >10 <sup>3</sup> MΩ   | >10 <sup>3</sup> MΩ   |
| A.C. Breakdown:                    | Pole-Pole 5kV. Poles-Panel 10kV   | Pole-Pole 5kV. Poles-Panel 5.4kV  | Pole-Pole 5kV. Poles-Panel 5.4kV  |
| Operating Temp.<br>Max. Pin Temp.: | -40°C to +70°C<br>+70°C   | -40°C to +70°C<br>+70°C   | -40°C to +70°C<br>+70°C   |
| Mouldings:                         | Nylon, Flammability Rating UL94V-0  | Nylon, Flammability Rating UL94V-0  | Nylon, Flammability Rating UL94V-0  |
| Contacts:                          | Brass: Pins, Nickel Plated. Tabs, Tin Plated, Screw Terms, Nickel Plated            | Brass: Pins, Nickel Plated. Tabs, Tin Plated, Screw Terms, Nickel Plated            | Brass: Pins, Nickel Plated. Spills, Tin Plated  |
| Approvals:                         |  |  |                    |
| Accessories / Notes:               | P.No. 11328 (See Page 152)<br>VDE and ENEC approval for black versions only.        | P.No. 11328 (See Page 152)<br>VDE and ENEC approval for black versions only.        | Standard without cover.<br>With cover add /C to P.No.<br>VDE and ENEC approval for black versions only. |
| Mating Connectors:                 | PX0587, PX0587/SE, PX0588   | PX0587, PX0587/SE, PX0588   | PX0587, PX0587/SE, PX0588   |
| <b>RoHS</b>                        | Compliant   | Compliant   | Compliant   |

## Flanged Mount Fused Inlet



PF0006/28

- Single Fuse 5 x 20mm
- Two Pin Class II (No Earth Pin)
- 2.8, 4.8 or 6.3mm Tabs
- 10A, 250V a.c.



## Flanged Mount Fused Inlet



PF0007/28

- Single Fuse 5 x 20mm (Fuse Contacts Isolated)
- Two Pin Class II (No Earth Pin)
- 2.8, 4.8 or 6.3mm Tabs
- 10A, 250V a.c.



## Snap Fit to Panel Fused Inlet



PF0016/10/28

- Single Fuse 5 x 20mm
- Two Pin Class II (No Earth Pin)
- Fits Panel Sizes 1.0, 1.5, 2.0 or 3.0mm
- 2.8, 4.8 or 6.3mm Tabs
- 10A, 250V a.c.



| Specifications                     | PF0006/Term/Col   | PF0007/Term/Col  | PF0016/Panel/Term/Col   |
|------------------------------------|---|--|---|
| Fixing(Panel):                     | Flange  | Flange   | Snap fit, /10 (1mm), /15 (1.5mm), /20 (2mm), /30 (3mm)                                |
| Terminations:                      | /28 (2.8mm solder), /48 (4.8mm tab)<br>/63 (6.3mm tab)                              | /28 (2.8mm solder), /48 (4.8mm tab)<br>/63 (6.3mm tab)   | /28 (2.8mm solder), /48 (4.8mm tab)<br>/63 (6.3mm tab)                                |
| Colours:                           | No suffix (Black), /WH (White), /GY (Grey)  | No suffix (Black), /WH (White), /GY (Grey)   | No suffix (Black), /WH (White), /GY (Grey)  |
| Max. Rating:                       | 10A, 250V a.c.  | 10A, 250V a.c.   | 10A, 250V a.c.  |
| Contact Resistance:                | <10mΩ (<15mΩ including Fuseholder)  | <10mΩ  | <10mΩ (<15mΩ including Fuseholder)  |
| Insulation Resistance:             | >10 <sup>9</sup> MΩ   | >10 <sup>9</sup> MΩ  | >10 <sup>9</sup> MΩ   |
| A.C. Breakdown:                    | Pole-Pole 5.5kV. Poles-Panel 4kV  | Pole-Pole 5.5kV. Poles-Panel 4kV   | Pole-Pole 5.5kV. Poles-Panel 4kV  |
| Operating Temp.<br>Max. Pin Temp.: | -40°C to +70°C<br>+70°C   | -40°C to +70°C<br>+70°C  | -40°C to +70°C<br>+70°C   |
| Mouldings:                         | Nylon, Flammability Rating UL94V-0  | Nylon, Flammability Rating UL94V-0   | Nylon, Flammability Rating UL94V-0  |
| Contacts:                          | Brass: Pins, Nickel Plated. Tabs, Tin Plated  | Brass: Pins, Nickel Plated. Tabs, Tin Plated   | Brass: Pins, Nickel Plated. Tabs, Tin Plated  |
| Approvals:                         |  |                             |  |
| Accessories / Notes:               | P.No. 11987 (See Page 152)<br>VDE and ENEC approval for black versions only.        | P.No. 11987 (See Page 152)<br>(Note: Fuse contacts isolated)<br>VDE and ENEC approval for black versions only. | P.No. 11987 (See Page 152)<br>VDE and ENEC approval for black versions only.          |
| Mating Connectors:                 | PX0587, PX0587/SE, PX0588   | PX0587, PX0587/SE, PX0588  | PX0587, PX0587/SE, PX0588   |
| <b>RoHS</b>                        | Compliant   | Compliant  | Compliant   |

Angled Male Connector



PX0685

- Cable Mounting
- Four Position Cable Entry
- Rewirable
- Screw Terminals
- 10A, 250V a.c.



Straight Male Connector



PX0686

- Cable Mounting
- Rewirable
- Screw Terminals
- 10A, 250V a.c.



Side Entry Male Connector



PX0686/SE

- Cable Mounting
- Rewirable
- Screw Terminals
- 10A, 250V a.c.



| Specifications         | PX0685/Col   | PX0686/Col  | PX0686/SE/Col   |
|------------------------|--|---|---|
| Fixing(Panel):         | Screw Terminals  | Screw Terminals   | Screw Terminals   |
| Max. Rating:           | 10A, 250V a.c.   | 10A, 250V a.c.  | 10A, 250V a.c.  |
| Colours:               | No suffix (Black), /WH (White), /GY (Grey)               | No suffix (Black), /WH (White), /GY (Grey)                                | No suffix (Black), /WH (White), /GY (Grey)                                |
| Contact Resistance:    | <10mΩ  | <10mΩ   | <10mΩ   |
| Insulation Resistance: | >10 <sup>4</sup> MΩ                                      | >10 <sup>4</sup> MΩ   | >10 <sup>4</sup> MΩ   |
| A.C. Breakdown:        | Pole-Pole 5.2kV.<br>Poles-Accessible Parts 6kV           | Pole-Pole 5kV.<br>Poles-Accessible Parts 5kV                              | Pole-Pole 5kV.<br>Poles-Accessible Parts 5kV                              |
| Operating Temp.        | -40°C to +70°C   | -40°C to +70°C  | -40°C to +70°C  |
| Withdrawal Force:      | 10N (Min.) 50N (Max.)                                    | 10N (Min.) 50N (Max.)   | 10N (Min.) 50N (Max.)   |
| Mouldings:             | Nylon, Flammability Rating UL94V-0                       | Nylon, Flammability Rating UL94V-0  | Nylon, Flammability Rating UL94V-0  |
| Contacts:              | Brass, Nickel Plated.                                    | Brass, Nickel Plated.   | Brass, Nickel Plated.   |
| Approvals:             |  |   |   |
| Accessories / Notes:   | Unique octagon module allows choice of 4 cable positions | VDE and ENEC approval for black and white versions only.                  | VDE and ENEC approval for black and white versions only.                  |
| Mating Outlets:        | PX0675, PX0695, PX0578, PX0783, PX0793, PX0793/1         | PX0675, PX0695, PX0578, PX0783, PX0793, PX0793/1, PX0716, PX0717 & PX0718 | PX0675, PX0695, PX0578, PX0783, PX0793, PX0793/1, PX0716, PX0717 & PX0718 |
| <b>RoHS</b>            | Compliant  | Compliant   | Compliant   |

## Snap Fit To Panel Two Way Outlet



PX0714/2/15/28

- Panel Size 1.5mm
- 2.8mm Solder Tabs
- 10A, 250V a.c.
- (15A, 250V a.c. UL)
- All Terminals Linked



## Snap Fit To Panel Three Way Outlet



PX0714/3/15/28

- Panel Size 1.5mm
- 2.8mm Solder Tabs
- 10A, 250V a.c.
- (15A, 250V a.c. UL)
- All Terminals Linked



## Snap Fit To Panel Four Way Outlet



PX0714/4/15/28

- Panel Size 1.5mm
- 2.8mm Solder Tabs
- 10A, 250V a.c.
- (15A, 250V a.c. UL)
- All Terminals Linked



| Specifications    | PX0714/2/15/28  | PX0714/3/15/28   | PX0714/4/15/28  |
|-------------------|---|--|---|
| Fixing(Panel):    | Snap fit /15 (1.5mm)  | Snap fit /15 (1.5mm)   | Snap fit /15 (1.5mm)  |
| Max. Rating:      | 10A, 250V a.c. 15A, 250V a.c UL   | 10A, 250V a.c. 15A, 250V a.c UL  | 10A, 250V a.c. 15A, 250V a.c UL   |
| Colours:          | No suffix (Black)   | No suffix (Black)  | No suffix (Black)   |
| Operating Temp.   | -20°C to +70°C  | -20°C to +70°C   | -20°C to +70°C  |
| Withdrawal Force: | 10N (Min.) 50N (Max.)   | 10N (Min.) 50N (Max.)  | 10N (Min.) 50N (Max.)   |
| Mouldings:        | Glass filled Thermoplastic, UL94V-0   | Glass filled Thermoplastic, UL94V-0  | Glass filled Thermoplastic, UL94V-0   |
| Contacts:         | Plated Copper Alloy   | Plated Copper Alloy  | Plated Copper Alloy   |
| Approvals:        |  |  |  |
| Mating Outlets:   | PX0686, PX0686/SE, PZ0500, PZ0600   | PX0686, PX0686/SE, PZ0500, PZ0600  | PX0686, PX0686/SE, PZ0500, PZ0600   |
| RoHS              | Compliant   | Compliant  | Compliant   |

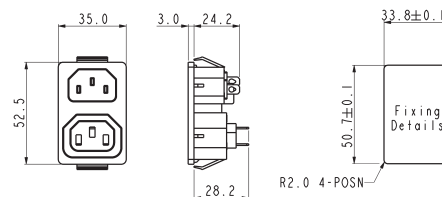


## Snap Fit to Panel Inlet/ Outlet



PX0716/48

- Inlet/Outlet combination
- Panel Size 1.2mm
- 4.8mm tabs
- 10A, 250V a.c.  
(15A, 250V a.c. UL & CSA)

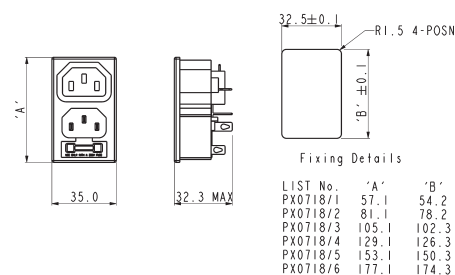




## Snap Fit to Fused Inlet/ Outlet



PX0718/x/xx/ST

- Fused Inlet/Outlet combination
- 1-6 outlet versions
- Panel Size 1.5mm
- Terminals:  
inlet: 4.8mm tabs  
outlet: solder tags
- 10A, 250V a.c.  
(15A, 250V a.c. UL)
- All outlet terminals linked,  
common earth throughout.



| Specifications         | PX0716/Termination  | PX0718/x/15/Termination   |
|------------------------|---|---|
| Fixing:                | Snap fit 1.2mm accommodation  | Snap fit 1.5mm accommodation  |
| Terminations:          | /48 (4.8mm tab)   | /ST (outlet solder tag, inlet 4.8mm tab)  |
| Max. Rating:           | 10A, 250V a.c.<br>(UL 15A, 125V a.c.)   | 10A, 250V a.c.<br>(UL 15A, 250V a.c.)   |
| Insulation Resistance: | >100MΩ (500V d.c., 1 min.)  | >100MΩ (500V d.c., 1 min.)  |
| Dielectric Strength:   | 2kV (50Hz, 1 min.)  | 2kV (50Hz, 1 min.)  |
| Operating Temp.        | -20°C to +70°C  | -20°C to +70°C  |
| Max. Pin Temp:         | +70°C   | +70°C   |
| Mouldings:             | Nylon 66, Flammability Rating UL94V-0   | Glass filled Thermoplastic, UL94V-0   |
| Contacts:              | Brass, Tin Plated   | Brass, Tin Plated   |
| Approvals:             |  |  |
| Accessories / Notes:   |   |   |
| Mating With:           | PX0587, PX0587/SE, PX0588, PX0686,<br>PX0686/SE                                     | PX0587, PX0587/SE, PX0588, PX0686,<br>PX0686/SE                                     |
| <b>RoHS</b>            | Compliant   | Compliant   |



## Snap Fit to Panel Outlet



PX0717/x/xx/ST

- Snap Fit to Panel
- Panel Size 1.5mm
- Solder Tabs
- 10A, 250V a.c.  
(15A, 250V a.c. UL)
- All Terminals Linked

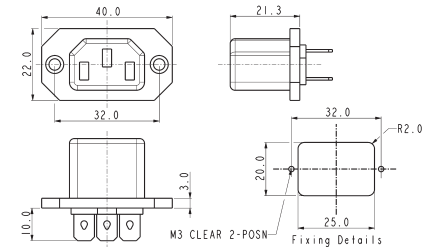


## Flange Mount Outlet



PX0578/63

- Front of Panel Mount
- 6.3mm tabs
- 10A, 250V a.c.  
(15A, 250V a.c. UL)



| Specifications         | PX0717/x/15/Termination   | PX0578/Termination  |
|------------------------|---|---|
| Fixing:                | Snap fit 1.5mm accommodation  | Flange  |
| Terminations:          | /ST (solder)  | /63 (6.3mm tab)   |
| Max. Rating:           | 10A, 250V a.c.<br>(UL 15A, 250v a.c.)   | 10A, 250V a.c.<br>(UL 15A, 250v a.c.)   |
| Insulation Resistance: | >100MΩ (500V d.c., 1 min.)  | >100MΩ (500V d.c., 1 min.)  |
| Dielectric Strength:   | 2kV (50Hz, 1 min.)  | 2kV (50Hz, 1 min.)  |
| Operating Temp.        | -20°C to +70°C  | -20°C to +70°C  |
| Max. Pin Temp:         |   |   |
| Mouldings:             | Glass filled Thermoplastic, UL94V-0   | Glass filled Thermoplastic, UL94V-0   |
| Contacts:              | Brass, Tin plated   | Brass, Tin plated   |
| Approvals:             |  |  |
| Accessories / Notes:   |   |   |
| Mating With:           | PX0686, PX0686/SE   | PX0686, PX0686/SE   |
| <b>RoHS</b>            | Compliant   | Compliant   |

## Flange Mount Outlet



PX0675/28

- 2.8mm or 6.3mm Tabs
- 10A, 250V a.c.  
(15A, 250V a.c. UL & CSA).



## PC Flange Rear Mount Outlet



PX0675/PC

- PC Spills
- 10A, 250V a.c.  
(15A, 250V a.c. UL & CSA)



| Specifications         | PX0675/Term/Col   | PX0675/PC/Col   |
|------------------------|---|---|
| Fixing:                | Flange  | P.C.B./Flange   |
| Terminations:          | /28 (2.8mm solder), /48 (4.8mm tab), /63 (6.3mm tab)  | P.C. Spills   |
| Colours:               | No suffix (Black), /WH (White), /GY (Grey)  | No suffix (Black), /WH (White), /GY (Grey)  |
| Max. Rating:           | 10A, 250V a.c.<br>(UL & CSA 15A, 250V a.c.)   | 10A, 250V a.c.<br>(UL & CSA 15A, 250V a.c.)   |
| Contact Resistance:    | <10mΩ   | <10mΩ   |
| Insulation Resistance: | >10 <sup>4</sup> MΩ   | >10 <sup>4</sup> MΩ   |
| A.C. Breakdown:        | Pole-Pole 7kV. Poles-Panel 9kV  | Pole-Pole 4kV. Poles-Panel 9kV  |
| Operating Temp.        | -40°C to +70°C  | -40°C to +70°C  |
| Mouldings:             | Nylon, Flammability Rating UL94V-0  | Nylon, Flammability Rating UL94V-0  |
| Contacts:              | Brass, Tin Plated   | Brass, Tin Plated   |
| Approvals:             |  <small>UR approvals does not cover 4.8mm tab option</small> |    |
| Accessories / Notes:   | P.No. 12075, KT0006, 14228<br>(See Pages 150-152)<br>VDE and ENEC approval for black versions only.   | Standard without cover.<br>With cover add /12599 to P.No., 14228 (see page 151)<br>VDE and ENEC approval for black versions only. |
| Mates with:            | PX0685, PX0686, PX0686/SE   | PX0685, PX0686, PX0686/SE   |
| <b>RoHS</b>            | Compliant   | Compliant   |

## Snap Fit to Panel Outlet



PX0695/10/28

- Panel Sizes 1, 1.5, 2.0 or 3.0mm
- 2.8 or 6.3mm Tabs
- 10A, 250V a.c. (15A, 250V a.c. UL & CSA)



## PC Snap Fit to Panel Outlet



PX0695/10/PC

- Panel Sizes 1, 1.5, 2.0 or 3.0mm
- PC Spills
- 10A, 250V a.c. (15A, 250V a.c. UL & CSA)



## Specifications

## PX0695/Panel/Term/Col

## PX0695/Panel/PC/Col

|                        |   |   |
|------------------------|---|---|
| Fixing:                | Snap fit, /10 (1mm), /15 (1.5mm), /20 (2mm), /30 (3mm)                                  | Snap fit, /10 (1mm), /15 (1.5mm), /20 (2mm), /30 (3mm)                              |
| Terminations:          | /28 (2.8mm solder), /63 (6.3mm tab)   | P.C. Spills   |
| Colours:               | No suffix (Black), /WH (White), /GY (Grey)  | No suffix (Black), /WH (White), /GY (Grey)  |
| Max. Rating:           | 10A, 250V a.c. (UL & CSA 15A, 250V a.c.)  | 10A, 250V a.c. (UL & CSA 15A, 250V a.c.)  |
| Contact Resistance:    | <10mΩ   | <10mΩ   |
| Insulation Resistance: | >10 <sup>4</sup> MΩ   | >10 <sup>4</sup> MΩ   |
| A.C. Breakdown:        | Pole-Pole 7kV. Poles-Panel 9kV  | Pole-Pole 4kV. Poles-Panel 9kV  |
| Operating Temp.        | -40°C to +70°C  | -40°C to +70°C  |
| Mouldings:             | Nylon, Flammability Rating UL94V-0  | Nylon, Flammability Rating UL94V-0  |
| Contacts:              | Brass, Tin Plated   | Brass, Tin Plated   |
| Approvals:             |      |  |
| Accessories / Notes:   | P.No. 12075, 14228 (See Page 151-152)<br>VDE and ENEC approval for black versions only. | P.No. 14228 (see page 151)<br>VDE and ENEC approval for black versions only.        |
| Mates with:            | PX0685, PX0686, PX0686/SE,  | PX0685, PX0686, PX0686/SE,  |
| <b>RoHS</b>            | Compliant   | Compliant   |

## Snap Fit to Panel Outlet



PX0783/10/28

- Shuttered
- Panel Sizes 1, 1.5, 2.0 or 3.0mm
- 2.8, 4.8 or 6.3mm Tabs
- 10A, 250V a.c.  
(15A, 250V a.c. UL & CSA)



## Flange Mount Outlet



PX0793/28

- Shuttered
- 2.8, 4.8 or 6.3mm Tabs
- 10A, 250V a.c.  
(15A, 250V a.c. UL & CSA)

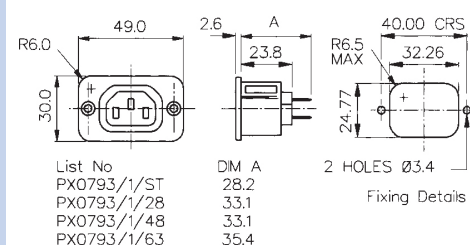


## PC Snap Fit to Panel Outlet



PX0793/1/Termination

- Shuttered
- Rectangular Flange Mount Outlet
- 2.8, 4.8 or 6.3mm Tabs
- 10A, 250V a.c.  
(15A, 250V a.c. UL & CSA)



| Specifications         | PX0783/Panel/Term/Col  | PX0793/Panel/PC/Col  | PX0793/1/Term/Col   |
|------------------------|--|--|---|
| Fixing:                | Snap fit, /10 (1mm), /15 (1.5mm), /20 (2mm), /30 (3mm)   | Flange   | Rectangular Flange  |
| Terminations:          | /28 (2.8mm solder), /48 (4.8mm tab) /63 (6.3mm tab), /ST (solder)  | /28 (2.8mm solder), /48 (4.8mm tab) /63 (6.3mm tab), /ST (solder)  | /28 (2.8mm solder), /48 (4.8mm tab) /63 (6.3mm tab), /ST (solder)   |
| Colours:               | No suffix (Black), /WH (White), /GY (Grey)   | No suffix (Black), /WH (White), /GY (Grey)   | No suffix (Black), /WH (White), /GY (Grey)  |
| Max. Rating:           | 10A, 250V a.c.<br>(UL & CSA 15A, 250V a.c.)  | 10A, 250V a.c.<br>(UL & CSA 15A, 250V a.c.)  | 10A, 250V a.c.<br>(UL & CSA 15A, 250V a.c.)   |
| Contact Resistance:    | <10mΩ  | <10mΩ  | <10mΩ   |
| Insulation Resistance: | >10 <sup>4</sup> MΩ  | >10 <sup>4</sup> MΩ  | >10 <sup>4</sup> MΩ   |
| A.C. Breakdown:        | Pole-Pole 7kV. Poles-Panel 9kV   | Pole-Pole 7kV. Poles-Panel 9kV   | Pole-Pole 7kV. Poles-Panel 9kV  |
| Operating Temp.        | -40°C to +70°C   | -40°C to +70°C   | -40°C to +70°C  |
| Mouldings:             | Nylon, Flammability Rating UL 94V-0  | Nylon, Flammability Rating UL 94V-0  | Nylon, Flammability Rating UL 94V-0   |
| Contacts:              | Brass, Tin Plated  | Brass, Tin Plated  | Brass, Tin Plated   |
| Approvals:             |  UR approvals does not cover 4.8mm tab option |  UR approvals does not cover 4.8mm tab option |  US approvals only covers /ST versions |
| Accessories / Notes:   | P.No. 12075, 14228 (See Page 151-152)<br>VDE and ENEC approval for black versions only.  | P.No. 12075, KT0006, 14228 (See Pages 150-152)<br>VDE and ENEC approval for black versions only.                                 | P.No. 12075, KT0006, 14228 (See Pages 150-152)<br>VDE and ENEC approval for black versions only.                            |
| Mates with:            | PX0685, PX0686, PX0686/SE  | PX0685, PX0686, PX0686/SE  | PX0685, PX0686, PX0686/SE   |
| <b>RoHS</b>            | Compliant  | Compliant  | Compliant   |

## Flange Mount Outlet



PX0705/28

- Two Pin Class II (No Earth Pin)
- 2.8, 4.8 or 6.3mm Tabs
- 10A, 250V a.c.  
(15A, 250V a.c. UL & CSA)



## Snap Fit to Panel Outlet



PX0725/10/28

- Two Pin Class II (No Earth Pin)
- Panel Sizes 1, 1.5, 2.0 or 3.0mm
- 2.8, 4.8 or 6.3mm Tabs
- 10A, 250V a.c.  
(15A, 250V a.c. UL & CSA)



| Specifications         | PX0705/Term/Col  | PX0725/Panel/Term/Col  |
|------------------------|--|--|
| Fixing:                | Flange   | Snap fit, /10 (1mm), /15 (1.5mm), /20 (2mm), /30 (3mm)   |
| Terminations:          | /28 (2.8mm solder), /48 (4.8mm tab)<br>/63 (6.3mm tab)   | /28 (2.8mm solder), /48 (4.8mm tab)<br>/63 (6.3mm tab)   |
| Colours:               | No suffix (Black), /WH (White), /GY (Grey)   | No suffix (Black), /WH (White), /GY (Grey)   |
| Max. Rating:           | 10A, 250V a.c.<br>(UL & CSA 15A, 250V a.c.)  | 10A, 250V a.c.<br>(UL & CSA 15A, 250V a.c.)  |
| Contact Resistance:    | <10mΩ  | <10mΩ  |
| Insulation Resistance: | >10 <sup>4</sup> MΩ  | >10 <sup>4</sup> MΩ  |
| A.C. Breakdown:        | Pole-Pole 4kV. Poles-Panel 9kV   | Pole-Pole 7kV. Poles-Panel 9kV   |
| Operating Temp.        | -40°C to +70°C   | -40°C to +70°C   |
| Mouldings:             | Nylon, Flammability Rating UL94V-0   | Nylon, Flammability Rating UL94V-0   |
| Contacts:              | Brass, Tin Plated  | Brass, Tin Plated  |
| Approvals:             |  UR approvals does not cover 4.8mm tab option |  UR approvals does not cover 4.8mm tab option |
| Accessories / Notes:   | P.No. 12075 (See Page 152)<br>VDE and ENEC approval for black versions only.   | P.No. 12075 (See Page 152)<br>VDE and ENEC approval for black versions only.   |
| RoHS                   | Compliant  | Compliant  |

## C19 Straight Female Cable Connector



PX0599

- Rewirable Screw Terminals
- 16A, 250V a.c.  
(20A, 250V a.c. UL and CSA)
- Wire Sizes (max);  
3 x 2.5mm<sup>2</sup>, 3 x 12AWG
- Overall cable diameter up to  
12mm



## C20 Flange Mount Inlet



PX0596

- 6.3mm or 4.8mm Tabs
- 16A, 250V a.c.  
(20A, 250V a.c. UL and CSA)






## C20 Snap Fit to Panel Inlet



PX0598

- Fits panel sizes 1, 1.5, 2.0  
or 3.0mm
- 6.3mm or 4.8mm Tabs
- 16A, 250V a.c.  
(20A, 250V a.c. UL and CSA)



| Specifications                             | PX0599  | PX0596/Termination  | PX0598/Panel/Termination  |
|--|---|---|---|
| Fixing (Panel):                            |   | Flange  | Snap Fit, /10 (1mm), /15 (1.5mm), /20 (2mm), /30 (3mm)                                |
| Terminations:                              | Screw Terminals   | /63 (6.3mm tab), /48 (4.8mm tab)  | /63 (6.3mm tab), /48 (4.8mm tab)  |
| Max. Rating:                               | 16A, 250V ac<br>20A, 250V ac UL and CSA   | 16A, 250V ac<br>20A, 250V ac UL and CSA   | 16A, 250V ac<br>20A, 250V ac UL and CSA   |
| Insulation Resistance:                     | >5M $\Omega$  | >10 <sup>6</sup> M $\Omega$   | >10 <sup>6</sup> M $\Omega$   |
| Dielectric Strength<br>Between contacts:   | 1.5kV ac  | 1.5kV ac  | 1.5kV ac  |
| Between contacts &<br>accessible surfaces: | 3kV ac  | 3kV ac  | 3kV ac  |
| Operating Temp. Range:                     | -40°C to +70°C  | -40°C to +70°C  | -40°C to +70°C  |
| Max. Pin Temp.:                            |   | 70°C  | 70°C  |
| Withdrawal Force:                          | 15N Min, 60N Max.   |   |   |
| Mouldings:                                 | Nylon, Flammability Rating UL94V-0  | Nylon, Flammability Rating UL94V-0  | Nylon, Flammability Rating UL 94V-0   |
| Contacts:                                  | Brass, Clean  | Pins: Brass, Nickel Plated<br>Tabs: Brass, Tin Plate                                | Pins: Brass, Nickel Plated<br>Tabs: Brass, Tin Plated                                 |
| Approvals:                                 |  |  |  |
| Mating Connectors:                         | C20 Inlets; PX0596 Flange and<br>PX0598 Snapfit                                     | PX0599 Rewirable Connector  | PX0599 Rewirable Connector  |
| Accessories:                               |   | KT0012, P.No. 14064<br>(see Pages 150 & 152)  | P.No. 14064 (see Page 152)  |
| RoHS                                       | Compliant   | Compliant   | Compliant   |

## Flange Mount Outlet



PX0591/63

- Flange Mounting
- 6.3mm Tabs
- 16A, 250V a.c.  
(20A, 250V a.c., UL & CSA)



## Snap Fit to Panel Outlet



PX0592/15/63

- Snap Fit to Panel
- Panel Size 1.5mm
- 6.3mm Tabs
- 16A, 250V a.c.  
(20A, 250V a.c., UL & CSA)



| Specifications                          | PX0591/Termination  | PX0592/15/Termination   |
|---|---|---|
| Fixing (Panel):                         | Flange  | Snap fit, 1.5mm accommodation   |
| Terminations:                           | /63 (6.3mm tab)   | /63 (6.3mm tab)   |
| Max. Rating:                            | 16A, 250V a.c.<br>(UL & CSA 20A, 250V a.c.)   | 16A, 250V a.c.<br>(UL & CSA 20A, 250V a.c.)   |
| Insulation Resistance:                  | >100MΩ (250V, 1 min.)   | >100MΩ (250V, 1 min.)   |
| Dielectric Strength                     |   |   |
| Between contacts:                       | 1.5kV ac  | 1.5kV ac  |
| Between contacts & accessible surfaces: | 3kV ac  | 3kV ac  |
| Operating Temp. Range:                  | -40°C to +70°C  | -40°C to +70°C  |
| Max. Pin Temp.:                         |   |   |
| Withdrawal Force:                       |   |   |
| Mouldings:                              | P.B.T., Flammability Rating UL94V-0   | Nylon, Flammability Rating UL94V-0  |
| Contacts:                               | Brass, Tin Plated   | Brass, Tin Plated   |
| Approvals:                              |  |  |
| Accessories:                            |   |   |
| <b>RoHS</b>                             | Compliant   | Compliant   |

Retaining Clip



KT0006  
(Shown with PX0580 & PX0587)

- Prevents Accidental Removal
- Fits flanged inlets



Retaining Clip



KT0009  
(Shown with PF0001 & PX0587)

- Prevents Accidental Removal
- Fits fused flanged inlets



Retaining Clip



KT0012  
(Shown with PX0596 & PX0599)

- Prevents Accidental Removal
- For use with PX0596 flanged inlet and PX0599 connector



Specifications

KT0006

Retaining Clip to prevent accidental removal of connector.

Fits: PX0580 + PX0587 PX0590 + PX0597  
PX0690 + PX0587  
PX0675 + PX0686  
PX0793 + PX0686  
PX0793/1 + PX0686

KT0009

Retaining Clip to prevent accidental removal of connector.

Fits: PF0001+ PX0587  
PF0001/PC +PX0587  
PF0002 + PX0587  
PF0030 + PX0587

KT0012

Retaining Clip to prevent accidental removal of connector.

Fits: PX0596 + PX0599

Material:

Clip: Stainless Steel, other parts Brass, Nickel Plated

Clip: Stainless Steel, other parts Brass, Nickel Plated

Clip: Stainless Steel, other parts Brass, Nickel Plated

RoHS


Compliant

Compliant

Compliant

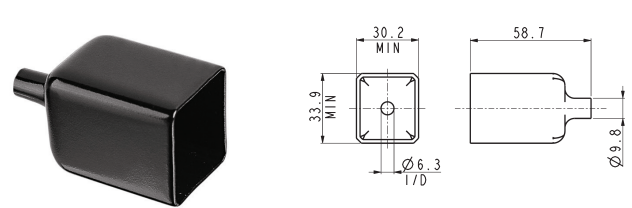


Blanking Cover



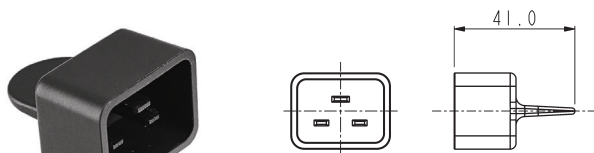
PNo 14228

Insulation Boot



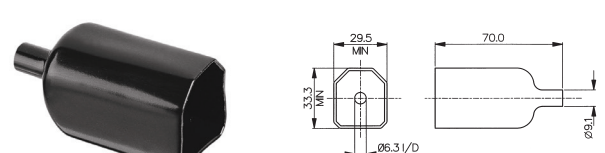
PNo 14340

Blanking Cover



PNo 14277

Insulation Boot



PNo 14317

- Blanking covers
- Protects Front of Outlet Connector
- Protects Against Accidental Electric Shock

- PVC Insulation Boots
- Protects Rear of Connector
- Protects Against Accidental Electric Shock

| Specifications        | P.No. 14228   | P.No. 14277                              | P.No. 14340   | P.No. 14317   |
|-----------------------|---|--|---|---|
|                       | Blanking cover for<br>PX0578,<br>PX0675,<br>PX0695,<br>PX0783,<br>PX0793,<br>PX0716,<br>PX0717,<br>PX0718 | Blanking cover for<br>PX0591,<br>PX0592, | Insulation boot for<br>PS20,<br>PS21,<br>PS25,<br>PS25, | Insulation boot for<br>PF0030,<br>PF0033<br>(except /PC versions) |
| Operating Temp:       | -40°C to +70°C  | -40°C to +70°C                           | -20°C to +60°C  | -20°C to +60°C  |
| Max. Working Voltage: | 250V a.c.   | 250V a.c.                                | 250V a.c.   | 250V a.c.   |
| Flash Tested:         | 2kV a.c.  | 2kV a.c.                                 | 2kV a.c.  | 2kV a.c.  |
| Material:             | Nylon   | Nylon                                    | P.V.C.  | P.V.C.  |
| Flammability Rating:  | UL94V-0   | UL94V-0                                  | UL94V-0   | UL94V-0   |
| <b>RoHS</b>           | Compliant   | Compliant                                | Compliant   | Compliant   |

Insulation Boot



PNo 11328

Insulation Boot



PNo 12075

Insulation Boot



PNo 11987

Insulation Boot



PNo 14064

- PVC Insulation Boots
- Protects Rear of Connector
- Protects Against Accidental Electric Shock

| Specifications        | P.No. 11328  | P.No. 11987   | P.No. 12075  | P.No. 14064                              |
|-----------------------|--|---|--|--|
|                       | Insulation boot for<br>PX0575,<br>PX0579,<br>PX0580<br>PX0590,<br>PX0595 | Insulation boot for<br>PF range<br>PF0001,<br>PF0002,<br>PF0006,<br>PF0007,<br>PF0011,<br>PF0016<br>(Except /PC versions) | Insulation boot for<br>PX0675,<br>PX0695,<br>PX0705,<br>PX0725,<br>PX0783,<br>PX0793,<br>PX0793/1<br>(Except /PC versions) | Insulation boot for<br>PX0596,<br>PX0598 |
| Operating Temp:       | -20°C to +60°C   | -20°C to +60°C  | -20°C to +60°C   | -20°C to +60°C                           |
| Max. Working Voltage: | 250V a.c.  | 250V a.c.   | 250V a.c.  | 250V a.c.                                |
| Flash Tested:         | 2kV a.c.   | 2kV a.c.  | 2kV a.c.   | 2kV a.c.                                 |
| Material:             | P.V.C.   | P.V.C.  | P.V.C.   | P.V.C.                                   |
| Flammability Rating:  | UL94V-0  | UL94V-0   | UL94V-0  | UL94V-0                                  |
| <b>RoHS</b>           | Compliant  | Compliant   | Compliant  | Compliant                                |

Компания «Океан Электроники» предлагает заключение долгосрочных отношений при поставках импортных электронных компонентов на взаимовыгодных условиях!

Наши преимущества:

- Поставка оригинальных импортных электронных компонентов напрямую с производств Америки, Европы и Азии, а так же с крупнейших складов мира;
- Широкая линейка поставок активных и пассивных импортных электронных компонентов (более 30 млн. наименований);
- Поставка сложных, дефицитных, либо снятых с производства позиций;
- Оперативные сроки поставки под заказ (от 5 рабочих дней);
- Экспресс доставка в любую точку России;
- Помощь Конструкторского Отдела и консультации квалифицированных инженеров;
- Техническая поддержка проекта, помощь в подборе аналогов, поставка прототипов;
- Поставка электронных компонентов под контролем ВП;
- Система менеджмента качества сертифицирована по Международному стандарту ISO 9001;
- При необходимости вся продукция военного и аэрокосмического назначения проходит испытания и сертификацию в лаборатории (по согласованию с заказчиком);
- Поставка специализированных компонентов военного и аэрокосмического уровня качества (Xilinx, Altera, Analog Devices, Intersil, Interpoint, Microsemi, Actel, Aeroflex, Peregrine, VPT, Syfer, Eurofarad, Texas Instruments, MS Kennedy, Miteq, Cobham, E2V, MA-COM, Hittite, Mini-Circuits, General Dynamics и др.);

Компания «Океан Электроники» является официальным дистрибьютором и эксклюзивным представителем в России одного из крупнейших производителей разъемов военного и аэрокосмического назначения «JONHON», а так же официальным дистрибьютором и эксклюзивным представителем в России производителя высокотехнологичных и надежных решений для передачи СВЧ сигналов «FORSTAR».



## JONHON

«JONHON» (основан в 1970 г.)

Разъемы специального, военного и аэрокосмического назначения:

(Применяются в военной, авиационной, аэрокосмической, морской, железнодорожной, горно- и нефтедобывающей отраслях промышленности)

«FORSTAR» (основан в 1998 г.)

ВЧ соединители, коаксиальные кабели, кабельные сборки и микроволновые компоненты:

(Применяются в телекоммуникациях гражданского и специального назначения, в средствах связи, РЛС, а так же военной, авиационной и аэрокосмической отраслях промышленности).



Телефон: 8 (812) 309-75-97 (многоканальный)

Факс: 8 (812) 320-03-32

Электронная почта: [ocean@oceanchips.ru](mailto:ocean@oceanchips.ru)

Web: <http://oceanchips.ru/>

Адрес: 198099, г. Санкт-Петербург, ул. Калинина, д. 2, корп. 4, лит. А