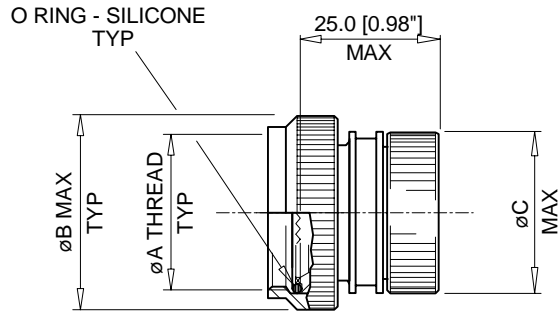


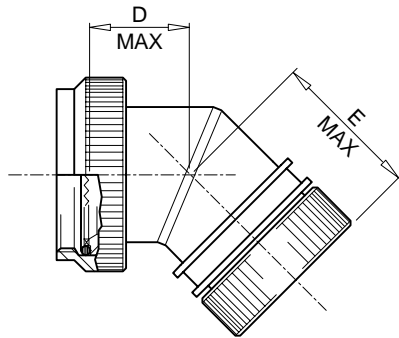
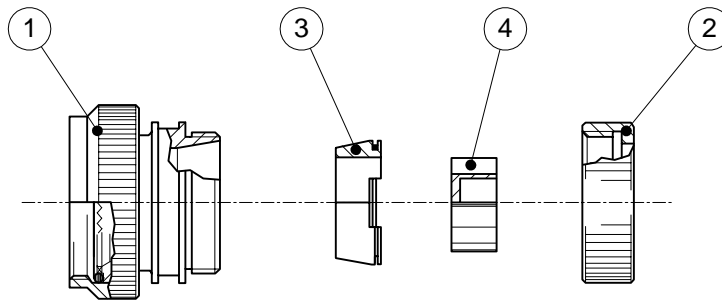
SPECIFICATION CONTROL DRAWING

REV: B	DATE: AUG 17 2006
-----------	----------------------



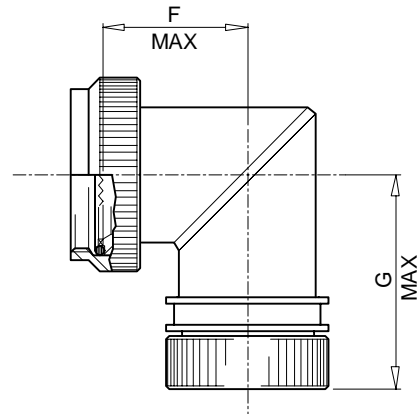
STRAIGHT ADAPTOR

-00



45° ADAPTOR

-45



90° ADAPTOR

-90

© 2006 Tyco Electronics Corporation. All rights reserved.

<p>Wire and Harnessing Products</p>		Raychem Wire and Harnessing Products 300 Constitution Drive Menlo Park, CA 94025 USA	TITLE: <p style="text-align: center;">HEXASHIELD ADAPTOR FOR CODE 41 CONNECTORS- PLAIN CLAMPING NUT</p>
UNLESS OTHERWISE SPECIFIED DIMENSIONS ARE IN MILLIMETERS. INCH DIMENSIONS ARE SHOWN IN BRACKETS		This drawing and the information set forth hereon is the property of Tyco Electronics and is to be held in trust and confidence. Publication, duplication, disclosure or use for any other purpose not expressly authorized in writing by Tyco Electronics is prohibited.	
DRAWN: CRJ	DATE: MAR 00	Tyco Electronics reserves the right to amend this drawing at any time. Users should evaluate the suitability of the product for their application.	
DOCUMENT NO. <p style="text-align: center;">HEX41-AY-YY-YY-AYY-1-YY</p>		FILE-UK: Hex41-1scd-us	File & DCR# D060249
SCALE: NONE		SHEET: 1 OF 4	

If this document is printed it becomes uncontrolled. Check for the latest revision.

SPECIFICATION CONTROL DRAWING

REV: B	DATE: AUG 17 2006
-----------	----------------------

KIT DESCRIPTION

ITEM	DESCRIPTION	MATERIAL
1	BODY ASSEMBLY	ALUMINIUM ALLOY
2	CLAMPING NUT – PLAIN	ALUMINIUM ALLOY
3	CONIC RING	ALUMINIUM ALLOY
4	STAR	ALUMINIUM ALLOY

TABLE OF DIMENSIONS

Order Number	Shell Size		ØA Thread UNEF 2B	ØB Max	ØC Max	D Max	E Max	F Max	G Max	Ferrule Quantity	
	Ser I	Ser II								Std.	Opt.
09	09	08	0.4375"-28	19.0 [0.75"]	17.5 [0.69"]	12.5 [0.49"]	25.5 [1.00"]	16.0 [0.63"]	29.0 [1.14"]	1	-
11	11	10	0.5625"-24	22.0 [0.87"]	21.5 [0.85"]	13.0 [0.51"]	26.0 [1.02"]	17.5 [0.69"]	30.5 [1.20"]	2	-
13	13	12	0.6875"-24	25.5 [1.00"]	22.5 [0.89"]	14.0 [0.55"]	26.5 [1.04"]	19.0 [0.75"]	32.0 [1.26"]	3	-
15	15	14	0.8125"-20	30.5 [1.20"]	25.5 [1.00"]	14.5 [0.57"]	27.5 [1.08"]	20.5 [0.81"]	33.5 [1.32"]	5	-
17	17	16	0.9375"-20	33.5 [1.32"]	28.5 [1.12"]	15.0 [0.59"]	28.0 [1.10"]	22.0 [0.87"]	35.0 [1.38"]	6	7
19	19	18	1.0625"-18	37.0 [1.46"]	31.5 [1.24"]	15.5 [0.61"]	28.5 [1.12"]	23.5 [0.93"]	36.5 [1.44"]	7	-
21	21	20	1.1875"-18	38.5 [1.52"]	35.0 [1.38"]	16.5 [0.65"]	29.0 [1.14"]	25.5 [1.00"]	38.5 [1.52"]	9	11
23	23	22	1.3125"-18	42.0 [1.65"]	38.0 [1.50"]	17.0 [0.67"]	30.0 [1.18"]	27.0 [1.06"]	40.0 [1.57"]	10	13
25	25	24	1.4375"-18	46.5 [1.83"]	41.0 [1.61"]	18.0 [0.71"]	31.0 [1.22"]	28.5 [1.12"]	41.5 [1.63"]	12	17

<p>Wire and Harnessing Products</p>		Raychem Wire and Harnessing Products 300 Constitution Drive Menlo Park, CA 94025 USA	TITLE: HEXASHIELD ADAPTOR FOR CODE 41 CONNECTORS- PLAIN CLAMPING NUT				
UNLESS OTHERWISE SPECIFIED DIMENSIONS ARE IN MILLIMETERS. INCH DIMENSIONS ARE SHOWN IN BRACKETS		This drawing and the information set forth hereon is the property of Tyco Electronics and is to be held in trust and confidence. Publication, duplication, disclosure or use for any other purpose not expressly authorized in writing by Tyco Electronics is prohibited.	DOCUMENT NO. HEX41-AY-YY-YY-AYY-1-YY				
DRAWN: CRJ	DATE: MAR 00	Tyco Electronics reserves the right to amend this drawing at any time. Users should evaluate the suitability of the product for their application.	<table style="width: 100%; border-collapse: collapse;"> <tr> <td style="width: 25%;">FILE-UK: Hex41-1scd-us</td> <td style="width: 25%;">File & DCR# D060249</td> <td style="width: 25%;">SCALE: NONE</td> <td style="width: 25%;">SHEET: 2 OF 4</td> </tr> </table>	FILE-UK: Hex41-1scd-us	File & DCR# D060249	SCALE: NONE	SHEET: 2 OF 4
FILE-UK: Hex41-1scd-us	File & DCR# D060249	SCALE: NONE	SHEET: 2 OF 4				

If this document is printed it becomes uncontrolled. Check for the latest revision.

SPECIFICATION CONTROL DRAWING

REV: B	DATE: AUG 17 2006
-----------	----------------------

PART NUMBERING

HEX41 - A B - 00 - 21 - A9 - 1 - DS

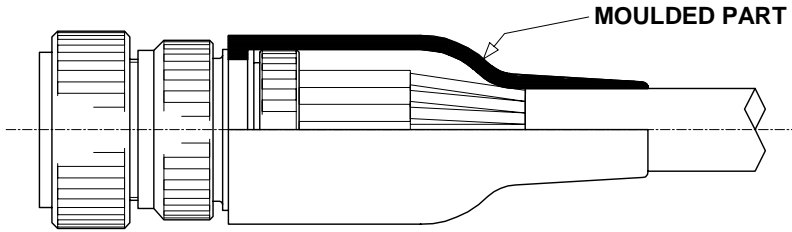
- CONNECTOR CODE NUMBER _____
HEX41 = MIL-C-38999 SERIES I AND II
- MATERIAL CODE: _____
A = ALUMINIUM ALLOY
- PLATING CODE: _____
B = CADMIUM OLIVE DRAB TO QQ-P416
C = ELECTROLESS NICKEL TO MIL-C-26074
- BODY STYLE _____
00 = STRAIGHT
45 = 45°
90 = 90°
- ORDER NUMBER _____
- FERRULE QUANTITY CODE _____
- 1 = PLAIN CLAMPING NUT _____
- DS = DRILLED STAR - OPTIONAL - SEE NOTE 2 _____

APPLICATION

- These adaptors are designed to be mounted on the following connectors:

MIL-C-38999 Series I and II

- They are qualified to the Raychem specification RB-114, when installed on metallic Mil-Specification circular connectors only.
- They are designed primarily for open wire bundle installation but are also designed to accept Raychem heat shrink moulded parts where strain relief is required – see illustration.



- Use in conjunction with the ferrules HET-A-0XX, which are purchased separately. Refer to HET-A-0XX S.C.D. for relevant selection details.

INSTALLATION

- See Installation Procedure RPIP-696-04.

PACKAGING

- All components are supplied in a plastic bag.

		Raychem Wire and Harnessing Products 300 Constitution Drive Menlo Park, CA 94025 USA	TITLE: HEXASHIELD ADAPTOR FOR CODE 41 CONNECTORS- PLAIN CLAMPING NUT				
UNLESS OTHERWISE SPECIFIED DIMENSIONS ARE IN MILLIMETERS. INCH DIMENSIONS ARE SHOWN IN BRACKETS		This drawing and the information set forth hereon is the property of Tyco Electronics and is to be held in trust and confidence. Publication, duplication, disclosure or use for any other purpose not expressly authorized in writing by Tyco Electronics is prohibited.		DOCUMENT NO. HEX41-AY-YY-YY-AYY-1-YY			
DRAWN: CRJ	DATE: MAR 00	Tyco Electronics reserves the right to amend this drawing at any time. Users should evaluate the suitability of the product for their application.		FILE-UK: Hex41-1scd-us	File & DCR# D060249	SCALE: NONE	SHEET: 3 OF 4

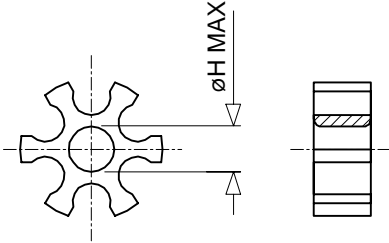
If this document is printed it becomes uncontrolled. Check for the latest revision.

SPECIFICATION CONTROL DRAWING

REV: B	DATE: AUG 17 2006
-----------	----------------------

NOTES!

1. Item 4 - Star - is **not** supplied with Hexashield Order Number 09.
2. The DS option, illustrated below, is for a Drilled Star that is available on sizes 15 to 25 only. This option is to allow unshielded wires to pass through the assembly.




STAR SIZE	15	17	19	21	23	25
ØD MAX	3.0 [0.12"]	6.0 [0.24"]	9.0 [0.35"]	12.0 [0.47"]	15.0 [0.59"]	18.0 [0.71"]

3. Where the ferrule quantities required are standard, the item 4 - Star - is also standard.
If the optional quantity is selected then 2 items 4 will be supplied - one "split" and the other one standard.
See below for illustration.

EXAMPLE: FERRULE QUANTITY CODE -A13

-A13 = -A10 SPLIT STAR + -A3 STANDARD STAR



4. Assembly is to be permanently marked with Code Identity Number and Part Number.
(e.g. 06090 HEX41-AB-00-21-A9-1)

<p>Wire and Harnessing Products</p>		Raychem Wire and Harnessing Products 300 Constitution Drive Menlo Park, CA 94025 USA	TITLE: HEXASHIELD ADAPTOR FOR CODE 41 CONNECTORS-PLAIN CLAMPING NUT		
UNLESS OTHERWISE SPECIFIED DIMENSIONS ARE IN MILLIMETERS. INCH DIMENSIONS ARE SHOWN IN BRACKETS		This drawing and the information set forth hereon is the property of Tyco Electronics and is to be held in trust and confidence. Publication, duplication, disclosure or use for any other purpose not expressly authorized in writing by Tyco Electronics is prohibited.		DOCUMENT NO. HEX41-AY-YY-YY-AYY-1-YY	
DRAWN: CRJ	DATE: MAR 00	Tyco Electronics reserves the right to amend this drawing at any time. Users should evaluate the suitability of the product for their application.		FILE-UK: Hex41-1scd-us	File & DCR# D060249
		SCALE: NONE	SHEET: 4 OF 4		

If this document is printed it becomes uncontrolled. Check for the latest revision.

Компания «Океан Электроники» предлагает заключение долгосрочных отношений при поставках импортных электронных компонентов на взаимовыгодных условиях!

Наши преимущества:

- Поставка оригинальных импортных электронных компонентов напрямую с производств Америки, Европы и Азии, а так же с крупнейших складов мира;
- Широкая линейка поставок активных и пассивных импортных электронных компонентов (более 30 млн. наименований);
- Поставка сложных, дефицитных, либо снятых с производства позиций;
- Оперативные сроки поставки под заказ (от 5 рабочих дней);
- Экспресс доставка в любую точку России;
- Помощь Конструкторского Отдела и консультации квалифицированных инженеров;
- Техническая поддержка проекта, помощь в подборе аналогов, поставка прототипов;
- Поставка электронных компонентов под контролем ВП;
- Система менеджмента качества сертифицирована по Международному стандарту ISO 9001;
- При необходимости вся продукция военного и аэрокосмического назначения проходит испытания и сертификацию в лаборатории (по согласованию с заказчиком);
- Поставка специализированных компонентов военного и аэрокосмического уровня качества (Xilinx, Altera, Analog Devices, Intersil, Interpoint, Microsemi, Actel, Aeroflex, Peregrine, VPT, Syfer, Eurofarad, Texas Instruments, MS Kennedy, Miteq, Cobham, E2V, MA-COM, Hittite, Mini-Circuits, General Dynamics и др.);

Компания «Океан Электроники» является официальным дистрибьютором и эксклюзивным представителем в России одного из крупнейших производителей разъемов военного и аэрокосмического назначения «JONHON», а так же официальным дистрибьютором и эксклюзивным представителем в России производителя высокотехнологичных и надежных решений для передачи СВЧ сигналов «FORSTAR».



JONHON

«JONHON» (основан в 1970 г.)

Разъемы специального, военного и аэрокосмического назначения:

(Применяются в военной, авиационной, аэрокосмической, морской, железнодорожной, горно- и нефтедобывающей отраслях промышленности)

«FORSTAR» (основан в 1998 г.)

ВЧ соединители, коаксиальные кабели, кабельные сборки и микроволновые компоненты:

(Применяются в телекоммуникациях гражданского и специального назначения, в средствах связи, РЛС, а так же военной, авиационной и аэрокосмической отраслях промышленности).



Телефон: 8 (812) 309-75-97 (многоканальный)

Факс: 8 (812) 320-03-32

Электронная почта: ocean@oceanchips.ru

Web: <http://oceanchips.ru/>

Адрес: 198099, г. Санкт-Петербург, ул. Калинина, д. 2, корп. 4, лит. А