

### Description

The Si4684 single-chip digital receiver is one member of a family of 100% CMOS digital radio broadcast receiver ICs from Silicon Labs. The Si468x family offers a complete and cost-effective digital radio solution integrating the RF tuner, baseband and audio processing on a single die. The high level of integration provides significant customer benefits compared to traditional digital radio solutions, including a reduction in system implementation complexity, validation and testing, and improved reliability and manufacturability.

The Si4684 offers VHF Band III (168-240 MHz) reception capability and is fully compliant with ETSI EN 300 401 and ETSI TS 102 563. The Si4688 supports DAB and DAB+ via an integrated source decoder that supports both MPEG Audio Layer 2 (DAB) and HE-AAC V2 (DAB+). The Si4684 supports data services such as Dynamic Labels, Intellitext, Electronic Program Guide (EPG), Slideshow and Journaline® with the appropriate external decoders.

The Si4684 additionally supports worldwide FM radio reception and incorporates a fully integrated decoder for the European Radio Data System (RDS) and the North American Radio Broadcast Data System (RBDS) including all required symbol decoding, block synchronization, error detection, and error correction functions.

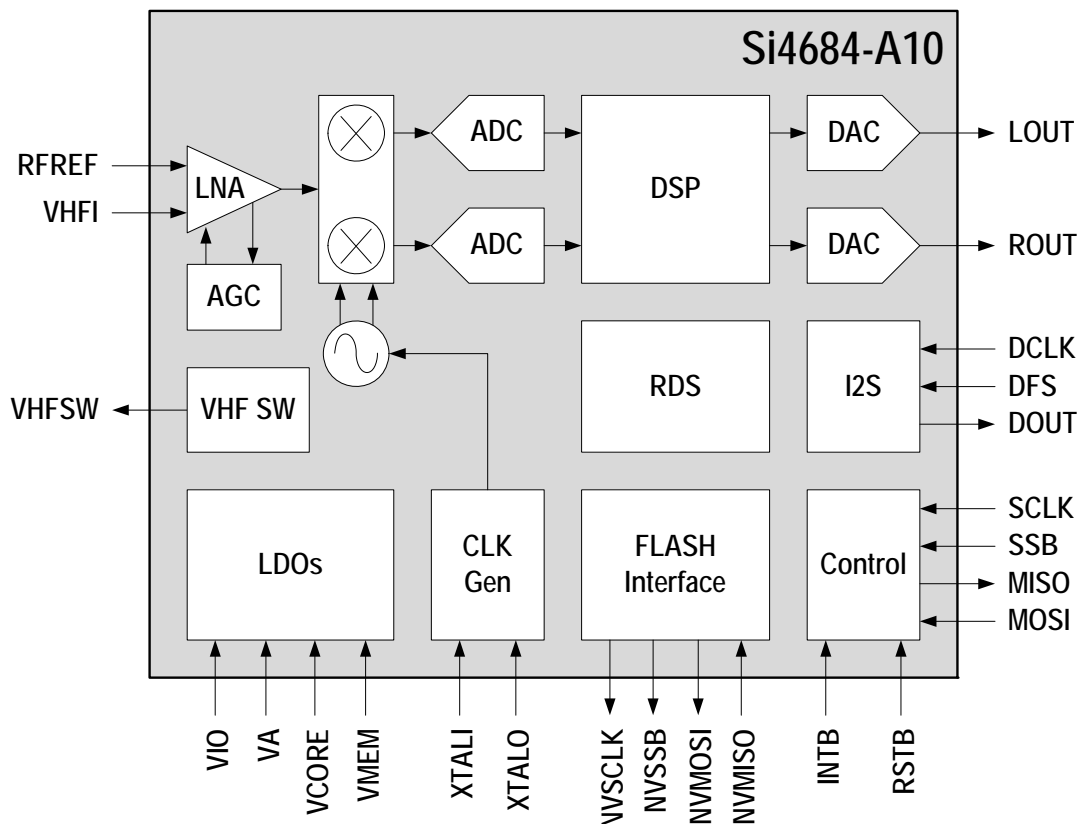
[For more information, visit the Si468x Digital Radio Receivers web page.](#)

### Features

- Worldwide FM band support (76–108 MHz)
- Advanced RDS/RBDS decoder
- DAB, DAB+ Band III support (168–240 MHz)
- Supports WorldDMB Receiver Profiles 1 and 2
- Integrated OFDM channel demodulator
- Integrated de-interleaving SRAM
- I<sup>2</sup>S digital audio out with ASRC
- Integrated 97 dB stereo audio DAC
- Concurrent I<sup>2</sup>S/L-R stereo audio out
- Full range of signal quality metrics
- Fully-integrated VCO / PLL / synthesizer
- SPI and I<sup>2</sup>C host control interfaces
- WLCSP 62-ball, 3.2x3.77x0.59 mm
- QFN 48-pin, 7x7x0.85 mm

### Applications

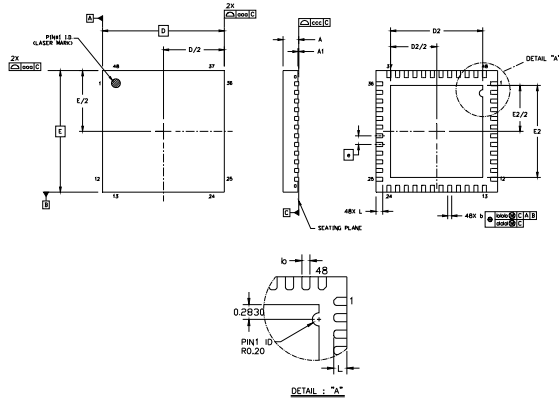
- Mobile phones and tablets
- Clock and tabletop radios
- Stereo boomboxes
- Mini/micro systems
- Docking stations
- Personal navigation devices



### Selected Electrical Specifications

| Parameter                   | Symbol     | Test Conditions | Min  | Typ | Max | Units |
|-----------------------------|------------|-----------------|------|-----|-----|-------|
| Ambient Temperature         | $T_A$      |                 | -40  | 25  | 85  | °C    |
| Analog Supply Voltage       | $V_A$      |                 | 1.71 | 1.8 | 2.0 | V     |
| Interface Supply Voltage    | $V_{IO}$   |                 | 1.62 | 1.8 | 3.6 | V     |
| Core Digital Supply Voltage | $V_{CORE}$ |                 | 1.62 | 1.8 | 2.0 | V     |
| Memory Supply Voltage       | $V_{MEM}$  |                 | 1.62 | 1.8 | 2.0 | V     |
| <b>Analog FM</b>            |            |                 |      |     |     |       |
| Input Frequency             | $F_{rf}$   |                 | 76   | —   | 108 | MHz   |
| Seek Time                   |            |                 | —    | —   | 60  | ms/ch |
| <b>DAB/DAB+</b>             |            |                 |      |     |     |       |
| Input Frequency             | $F_{rf}$   |                 | 168  | —   | 240 | MHz   |
| Enable Acquisition Time     |            |                 | —    | —   | 940 | ms    |

**Si4684-A10-GM (QFN)**

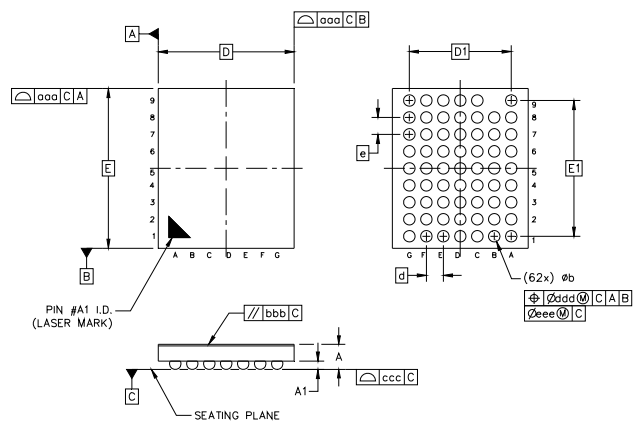


| Dimension | Min      | Nom  | Max  |
|-----------|----------|------|------|
| A         | 0.80     | 0.85 | 0.90 |
| A1        | 0.00     | 0.02 | 0.05 |
| b         | 0.18     | 0.25 | 0.30 |
| D         | 7.00 BSC |      |      |
| D2        | 5.20     | 5.30 | 5.40 |
| e         | 0.50 BSC |      |      |
| E         | 7.00 BSC |      |      |
| E2        | 5.20     | 5.30 | 5.40 |
| L         | 0.30     | 0.40 | 0.50 |
| aaa       | 0.15     |      |      |
| bbb       | 0.10     |      |      |
| ddd       | 0.05     |      |      |
| eee       | 0.08     |      |      |

**Notes:**

- All dimensions are shown in millimeters (mm) unless otherwise noted.
- Dimensioning and tolerancing per ASME Y14.5M-1994.
- This drawing conforms to JEDEC Outline MO-220, Variation VKKD-4.
- Recommended card reflow profile is per the JEDEC/IPC J-STD-020 specification for Small Body Components.

**Si4684-A10-GD (WLCSP)**



| Dimension | Min       | Nom  | Max  |
|-----------|-----------|------|------|
| A         | 0.55      | 0.59 | 0.63 |
| A1        | 0.18      | 0.20 | 0.22 |
| b         | 0.22      | 0.27 | 0.32 |
| D         | 3.20 BSC. |      |      |
| E         | 3.77 BSC. |      |      |
| d         | 0.40 BSC. |      |      |
| e         | 0.40 BSC. |      |      |
| D1        | 2.40 BSC. |      |      |
| E1        | 3.20 BSC. |      |      |
| aaa       | 0.10      |      |      |
| bbb       | 0.10      |      |      |
| ccc       | 0.03      |      |      |
| ddd       | 0.15      |      |      |
| eee       | 0.05      |      |      |

**Notes:**

- All dimensions shown are in millimeters (mm) unless otherwise noted.
- Dimensioning and Tolerancing per ANSI Y14.5M-1994.
- Primary datum "C" and seating plane are defined by the spherical crowns of the solder balls.
- Dimension "b" is measured at the maximum solder bump diameter, parallel to primary datum "C".
- Recommended card reflow profile is per the JEDEC/IPC J-STD-020 specification for Small Body Components.



Smart.  
Connected.  
Energy-Friendly



**Products**  
[www.silabs.com/products](http://www.silabs.com/products)



**Quality**  
[www.silabs.com/quality](http://www.silabs.com/quality)



**Support and Community**  
[community.silabs.com](http://community.silabs.com)

#### Disclaimer

Silicon Laboratories intends to provide customers with the latest, accurate, and in-depth documentation of all peripherals and modules available for system and software implementers using or intending to use the Silicon Laboratories products. Characterization data, available modules and peripherals, memory sizes and memory addresses refer to each specific device, and "Typical" parameters provided can and do vary in different applications. Application examples described herein are for illustrative purposes only. Silicon Laboratories reserves the right to make changes without further notice and limitation to product information, specifications, and descriptions herein, and does not give warranties as to the accuracy or completeness of the included information. Silicon Laboratories shall have no liability for the consequences of use of the information supplied herein. This document does not imply or express copyright licenses granted hereunder to design or fabricate any integrated circuits. The products must not be used within any Life Support System without the specific written consent of Silicon Laboratories. A "Life Support System" is any product or system intended to support or sustain life and/or health, which, if it fails, can be reasonably expected to result in significant personal injury or death. Silicon Laboratories products are generally not intended for military applications. Silicon Laboratories products shall under no circumstances be used in weapons of mass destruction including (but not limited to) nuclear, biological or chemical weapons, or missiles capable of delivering such weapons.

#### Trademark Information

Silicon Laboratories Inc., Silicon Laboratories, Silicon Labs, SiLabs and the Silicon Labs logo, CMEMS®, EFM, EFM32, EFR, Energy Micro, Energy Micro logo and combinations thereof, "the world's most energy friendly microcontrollers", Ember®, EZLink®, EZMac®, EZRadio®, EZRadioPRO®, DSPLL®, ISOmodem®, Precision32®, ProSLIC®, SiPHY®, USBXpress® and others are trademarks or registered trademarks of Silicon Laboratories Inc. ARM, CORTEX, Cortex-M3 and THUMB are trademarks or registered trademarks of ARM Holdings. Keil is a registered trademark of ARM Limited. All other products or brand names mentioned herein are trademarks of their respective holders.



Silicon Laboratories Inc.  
400 West Cesar Chavez  
Austin, TX 78701  
USA

<http://www.silabs.com>

Компания «Океан Электроники» предлагает заключение долгосрочных отношений при поставках импортных электронных компонентов на взаимовыгодных условиях!

Наши преимущества:

- Поставка оригинальных импортных электронных компонентов напрямую с производств Америки, Европы и Азии, а так же с крупнейших складов мира;
- Широкая линейка поставок активных и пассивных импортных электронных компонентов (более 30 млн. наименований);
- Поставка сложных, дефицитных, либо снятых с производства позиций;
- Оперативные сроки поставки под заказ (от 5 рабочих дней);
- Экспресс доставка в любую точку России;
- Помощь Конструкторского Отдела и консультации квалифицированных инженеров;
- Техническая поддержка проекта, помощь в подборе аналогов, поставка прототипов;
- Поставка электронных компонентов под контролем ВП;
- Система менеджмента качества сертифицирована по Международному стандарту ISO 9001;
- При необходимости вся продукция военного и аэрокосмического назначения проходит испытания и сертификацию в лаборатории (по согласованию с заказчиком);
- Поставка специализированных компонентов военного и аэрокосмического уровня качества (Xilinx, Altera, Analog Devices, Intersil, Interpoint, Microsemi, Actel, Aeroflex, Peregrine, VPT, Syfer, Eurofarad, Texas Instruments, MS Kennedy, Miteq, Cobham, E2V, MA-COM, Hittite, Mini-Circuits, General Dynamics и др.);

Компания «Океан Электроники» является официальным дистрибьютором и эксклюзивным представителем в России одного из крупнейших производителей разъемов военного и аэрокосмического назначения «JONHON», а так же официальным дистрибьютором и эксклюзивным представителем в России производителя высокотехнологичных и надежных решений для передачи СВЧ сигналов «FORSTAR».



## JONHON

«JONHON» (основан в 1970 г.)

Разъемы специального, военного и аэрокосмического назначения:

(Применяются в военной, авиационной, аэрокосмической, морской, железнодорожной, горно- и нефтедобывающей отраслях промышленности)

«FORSTAR» (основан в 1998 г.)

ВЧ соединители, коаксиальные кабели, кабельные сборки и микроволновые компоненты:

(Применяются в телекоммуникациях гражданского и специального назначения, в средствах связи, РЛС, а так же военной, авиационной и аэрокосмической отраслях промышленности).



Телефон: 8 (812) 309-75-97 (многоканальный)

Факс: 8 (812) 320-03-32

Электронная почта: [ocean@oceanchips.ru](mailto:ocean@oceanchips.ru)

Web: <http://oceanchips.ru/>

Адрес: 198099, г. Санкт-Петербург, ул. Калинина, д. 2, корп. 4, лит. А