

## Four Pole, Electrically Held, 2 Amps and Less (Continued)

### .150 Grid-space Relays Type 3SBH (4PDT)

#### Product Facts

- Low profile... only 0.32 inches high
- Long life version available
- Qualified to MIL-R-39016/14



This .150 four pole double throw Grid-space relay is the companion to the two pole 3SBC type shown on page 1-41. It also features the same .150 inch pin spacing that allows you to insert the relay with no intermediate pin spreaders. There is adequate clearance for conductors to reach all pins. It is a very compact 4 pole double throw 2 ampere relay.

#### Electrical Characteristics

**Contact Ratings** —  
 DC resistive — 2 amps at 28 volts  
 DC inductive — 0.5 amps at 28 volts, 200 mH  
 AC resistive — 0.5 amps at 115 volts, 400 or 60 Hz (enclosure isolated from ground, or enclosure and movable contact at same potential)  
 AC — 0.125 amps at 115 volts (enclosure at line potential with respect to movable contact)  
 Low-level — low-level operation at 50 millivolts, 30  $\mu$ A, 33 ohm miss level

**Contact Resistance** —  
 0.050 ohms max.;  
 0.150 ohms after life test

**Life** —  
 100,000 operations at rated loads listed;  
 1,000,000 operations at low-level loads

#### Operating Characteristics

**Operate Time** — 4 ms max.  
**Release Time** — 4 ms max.  
**Contact Bounce** — 1.5 ms  
**Dielectric Strength** —  
 500 volts rms at sea level;  
 350 volts rms at 70,000 feet  
**Insulation Resistance** —  
 1,000 megohms min. over temperature range

#### Environmental Characteristics

**Vibration** — 30 G, to 3,000 Hz  
**Shock** — 100 G at 11 ms  
**Temperature** — -65°C to +125°C

See page 1-57 for Mounting Forms, Terminals and Circuit Diagrams.

1  
CII Low Signal Relays

### Coil Table (All Values DC)\* Type 3SBH, 4 Pole Relay — 250 mW Sensitivity: (Code 1)

SENSITIVITY CODE: 1					
Coil Code Letter	Coil Resistance at 25C ohms	Voltage Calibrated, Code: 5			
		Suggested Source Volts†	Maximum Operate Volts at 25C	Release Voltage Range at 25C	
				Max.	Min.
B	28 $\pm$ 10%	4.0- 7.0	2.7	1.6	0.3
D	73 $\pm$ 10%	6.0-11.0	4.2	2.5	0.4
E	115 $\pm$ 10%	8.0-14.0	5.4	3.2	0.6
G	280 $\pm$ 10%	12 -22.0	8.4	5.0	0.8
H	430 $\pm$ 10%	15 -26.0	10.3	6.0	1.0
K	720 $\pm$ 10%	20 -35.0	13.5	8.1	1.5
N	1040 $\pm$ 10%	26 -46.0	17.5	10.5	1.9

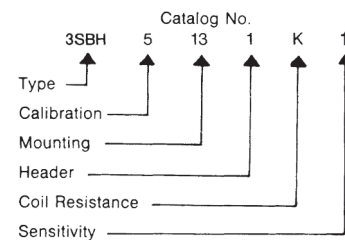
\*Values listed are factory test and inspection values. User should allow for meter variations.

†Applicable over the operating temperature range in circulating air.

#### Ordering Instructions

**Catalog-selected Relays:** The catalog number is derived by choosing the proper CODE for each of the six relay characteristics in the order in which the codes are listed.

**Example:** The relay selected in this example is a 4PDT .150-grid relay, voltage calibrated, end bracket mounting, 0.13 inch solder hook header, 720 ohms coil resistance, and 250 mW sensitivity. By choosing the proper code for each of these relay characteristics, the catalog number is identified as 3SBH5131K1. The letter R following sensitivity code indicates relay received 5000 operation miss-test. Ex. 3SBH5131K1R.




\* The part number example shown on this page is for catalog items. For a list of specific QPL part numbers, please see the index in Section 15.

**Four Pole, Electrically Held, 2 Amps and Less** (Continued)

**.150 Grid-space Hybrid Relays  
Type 3SBH (4PDT)**

**Product Facts**

- Low profile... only 0.32 inches high
- Long life version available
- Qualified to MIL-R-39016/53 & 54



The 4PDT .150 Grid-space hybrid relays are advanced designs of the standard high reliability 4PDT .150 Grid-space relays. In the single diode version, the relay coil-back electromotive force is suppressed to prevent circuit/component damage. With the dual diode version, a steering diode is added to the coil circuit, along with the suppression diode. This

steering diode prevents operation of the relay by reverse polarity voltages and protects the suppression diode. The single diode version is qualified to MIL-R-39016/53 and the dual diode is qualified to MIL-R-39016/54.

**Electrical Characteristics**

**Contact Ratings** —  
 DC resistive — 2 amps at 28 volts  
 DC inductive — 0.5 amps at 28 volts, 200 mH  
 AC resistive — 0.5 amps at 115 volts, 400 or 60 Hz (enclosure isolated from ground, or enclosure and movable contact at same potential)  
 AC — 0.125 amps at 115 volts (enclosure at line potential with respect to movable contact)  
 Low-level — 50  $\mu$ A at 50mV  
**Contact Resistance** —  
 0.050 ohms max.;  
 0.150 ohms after life test  
**Life** — 100,000 operations at rated loads listed; 1,000,000 operations at low-level loads

**Operating Characteristics**

**Operate Time** — 4 ms max.  
**Release Time** — 6 ms max.  
**Contact Bounce** — 2.0 ms  
**Dielectric Strength (Note 1)** —  
 500 volts rms at sea level;  
 350 volts rms at 70,000 feet  
**Insulation Resistance (Note 1)** —  
 1,000 megohms min. over temperature range

**Semiconductor Characteristics at 25°C**

**Max. Negative Transient** — 1 volt  
**Breakdown Voltage** —  
 100 Vdc @ 10  $\mu$ A min.  
**Max. Leakage Current** —  
 1  $\mu$ A @ 50 Vdc

**Note 1:** Tests for dielectric withstanding voltage and insulation resistance should be made with "coil terminals" shorted together to avoid unnecessary electrical stress to semiconductor elements.

See page 1-57 for Mounting Forms, Terminals and Circuit Diagrams.

**Coil Table (All Values DC)\* Type 3SBH, 4 Pole Relay — 250 mW Sensitivity:  
(Code 5 single diode, Code 6 dual diodes)**

Single Diode		SENSITIVITY CODE: 5			
Coil Code Letter	Coil Resistance at 25C ohms	Voltage Calibrated, Code: 5			
		Suggested Source Volts†	Maximum Operate Volts at 25C	Release Voltage Range at 25C	
				Max.	Min.
B	28 $\pm$ 10%	4.0- 7.0	2.7	1.6	0.3
D	73 $\pm$ 10%	6.0-11.0	4.2	2.5	0.4
E	115 $\pm$ 10%	8.0-14.0	5.4	3.2	0.6
G	280 $\pm$ 10%	12 -22.0	8.4	5.0	0.8
H	430 $\pm$ 10%	15 -26.0	10.3	6.0	1.0
K	720 $\pm$ 10%	20 -35.0	13.5	8.1	1.5
N	1040 $\pm$ 10%	26 -46.0	17.5	10.5	1.9
Dual Diode		SENSITIVITY CODE: 6			
B	28 $\pm$ 10%	4.0- 7.0	3.7	2.3	0.5
D	73 $\pm$ 10%	6.0-11.0	5.2	3.2	0.6
E	115 $\pm$ 10%	8.0-14.0	6.4	3.9	0.8
G	280 $\pm$ 10%	12.0-22.0	9.4	5.7	1.0
H	430 $\pm$ 10%	15 -26.0	11.3	6.7	1.2
K	720 $\pm$ 10%	20 -35.0	14.5	8.8	1.7
N	1040 $\pm$ 10%	26 -46.0	18.1	11.1	2.1

\*Values listed are factory test and inspection values. User should allow for meter variations.

†Applicable over the operating temperature range in circulating air.

### Four Pole, Electrically Held, 2 Amps and Less (Continued)

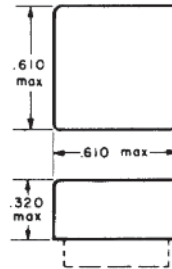
#### Mounting Forms (3SBH)

(Vibration note with each form is acceleration from 55 to 3000 Hz)

#### No Mount

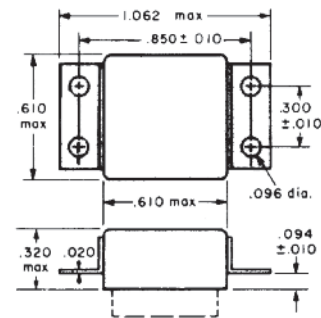
Mounting Code	Vibration*
00	30g

\*Assumes relay held securely by potting or other means.



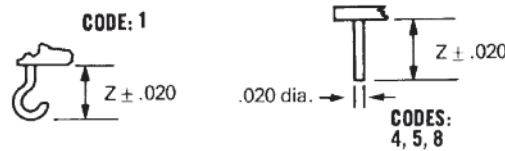
#### End Bracket

Mounting Code	Vibration
13	30g



#### Header Types

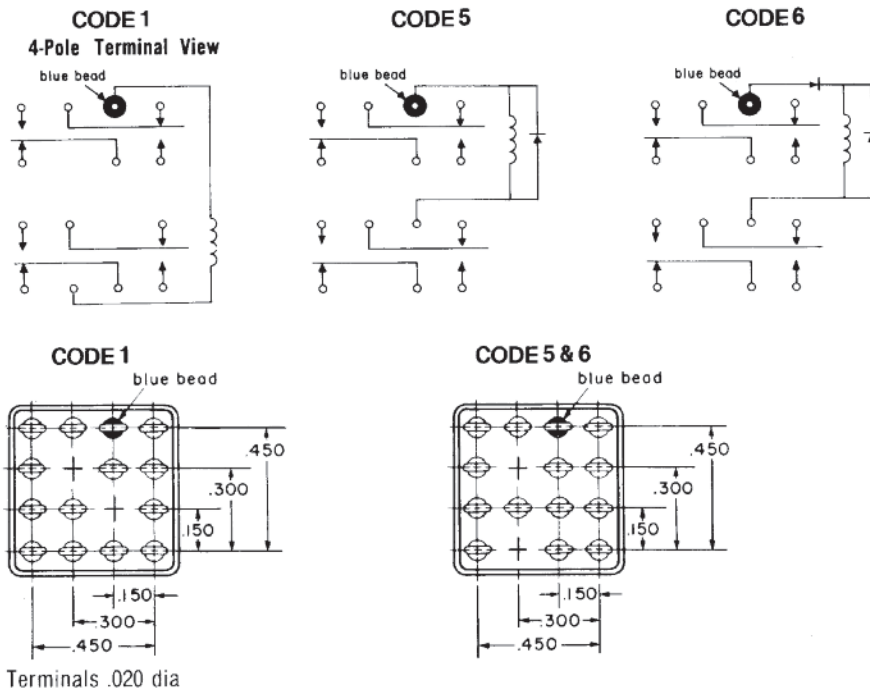
Type	Z Dimension	Header Code
Solder hook	0.13	1
Straight pin	0.12	8
Straight pin socket or PCB type)	0.19	4
Straight pin	0.25	5



All dimensions in inches

TOLERANCES (Unless otherwise specified)	
Hundredths	±0.020
Thousandths	±0.005

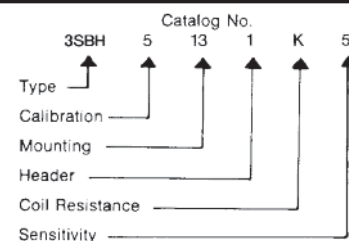
#### Header and Connection Diagrams



#### Ordering Instructions

**Catalog-selected Relays:** The catalog number is derived by choosing the proper CODE for each of the six relay characteristics in the order in which the codes are listed.

**Example:** The relay selected in this example is a 4PDT .150-grid relay, voltage calibrated, end bracket mounting, 0.13 inch solder hook header, 720 ohms coil resistance, and 250 mW sensitivity. By choosing the proper code for each of these relay characteristics, the catalog number is identified as 3SBH5131K5. The letter R following sensitivity code indicates relay received 5000 operation miss-test. Ex. 3SBH5131K5R.



\* The part number example shown on this page is for catalog items. For a list of specific QPL part numbers, please see the index in Section 15.

Компания «Океан Электроники» предлагает заключение долгосрочных отношений при поставках импортных электронных компонентов на взаимовыгодных условиях!

Наши преимущества:

- Поставка оригинальных импортных электронных компонентов напрямую с производств Америки, Европы и Азии, а так же с крупнейших складов мира;
- Широкая линейка поставок активных и пассивных импортных электронных компонентов (более 30 млн. наименований);
- Поставка сложных, дефицитных, либо снятых с производства позиций;
- Оперативные сроки поставки под заказ (от 5 рабочих дней);
- Экспресс доставка в любую точку России;
- Помощь Конструкторского Отдела и консультации квалифицированных инженеров;
- Техническая поддержка проекта, помощь в подборе аналогов, поставка прототипов;
- Поставка электронных компонентов под контролем ВП;
- Система менеджмента качества сертифицирована по Международному стандарту ISO 9001;
- При необходимости вся продукция военного и аэрокосмического назначения проходит испытания и сертификацию в лаборатории (по согласованию с заказчиком);
- Поставка специализированных компонентов военного и аэрокосмического уровня качества (Xilinx, Altera, Analog Devices, Intersil, Interpoint, Microsemi, Actel, Aeroflex, Peregrine, VPT, Syfer, Eurofarad, Texas Instruments, MS Kennedy, Miteq, Cobham, E2V, MA-COM, Hittite, Mini-Circuits, General Dynamics и др.);

Компания «Океан Электроники» является официальным дистрибьютором и эксклюзивным представителем в России одного из крупнейших производителей разъемов военного и аэрокосмического назначения «JONHON», а так же официальным дистрибьютором и эксклюзивным представителем в России производителя высокотехнологичных и надежных решений для передачи СВЧ сигналов «FORSTAR».



## JONHON

«JONHON» (основан в 1970 г.)

Разъемы специального, военного и аэрокосмического назначения:

(Применяются в военной, авиационной, аэрокосмической, морской, железнодорожной, горно- и нефтедобывающей отраслях промышленности)

«FORSTAR» (основан в 1998 г.)

ВЧ соединители, коаксиальные кабели, кабельные сборки и микроволновые компоненты:

(Применяются в телекоммуникациях гражданского и специального назначения, в средствах связи, РЛС, а так же военной, авиационной и аэрокосмической отраслях промышленности).



Телефон: 8 (812) 309-75-97 (многоканальный)

Факс: 8 (812) 320-03-32

Электронная почта: [ocean@oceanchips.ru](mailto:ocean@oceanchips.ru)

Web: <http://oceanchips.ru/>

Адрес: 198099, г. Санкт-Петербург, ул. Калинина, д. 2, корп. 4, лит. А