

# TOOL BOXES

## Flambeau Tool Boxes

Flambeau Utility and Classic Series tool boxes offer maximum durability with features that make convenience a priority. For over 54 years Flambeau has demonstrated our understanding of what a durable tool box should be and continue today to provide the most durable polymer box on the planet. Our line features lift-out trays with spacious cavity space, heavy-duty riveted handles, cam-over latches and generously thick walls for maximum impact resistance. In addition, our boxes are engineered with support ribs to resist flexing to help prevent stress cracking when fully loaded.

### Utility Series – Industrial Grade

Flambeau Utility Series boxes are engineered tough. With thick wall construction and interior “I” beam support structures, you can expect the Utility Series boxes to outperform most any other box! Features include: tongue-and-groove positive lid to base fit and heavy-duty riveted handles to handle even the heaviest load. Our positive cam-over latches and locking tabs give you added security. Finally, our heavy-duty cantilever trays are secured by rust-resistant hardware for extra longevity.

- Resistant to oil and common chemicals
- Dent-proof
- Scratch resistant
- Lockable
- Tip-Guard™ (cantilever trays only)
- Removable Interior Trays

### Blow Molded Tool Boxes

#### • Small Tool Box

Lift-out tray sits on a “lip” at the top of the tool box base.  
Tray size is larger than bottom dimension of tool box.

- Available in red or black
- Has injection molded hardware
- Routed base for more storage space

#### • Large Tool Box

Lift-out tray sits on a “lip” at the top of the tool box base.  
Tray size is larger than bottom dimension of tool box.

- Available in red or black
- Has injection molded handle with large single integral latch
- Double wall construction for extra strength



50043

50041

50040

50042



50040  
Open



50043  
Open

Models	Lid Depth	Base Depth	Tray Dimensions
50040 & 50042	1-7/8" (4.76 cm)	2-13/16" (7.14 cm)	16-5/8" x 4-15/16" x 1-1/4" (42.23 x 12.54 x 3.18 cm)
50041 & 50043	3-1/2" (8.89 cm)	3-1/2" (8.89 cm)	19-1/2" x 8-9/16" x 1-3/4" (49.53 x 21.75 x 4.45 cm)

Model Number	Stock Number	Description	Dimensions (Inside, L x W x D)	Packed
50040	50040 21469Y140	Color: Red, Small tool box Outside* L x W x D = 15-5/8" x 4-15/16" x 4-11/16" (39.69 x 12.54 x 11.91 cm)	15-1/2" x 4-3/4" x 4" (39.37 x 12.07 x 10.16 cm)	30/ctn
50042	50042 21469Y500	Color: Black, Small tool box Outside* L x W x D = 15-5/8" x 4-15/16" x 4-11/16" (39.69 x 12.54 x 11.91 cm)	15-1/2" x 4-3/4" x 4" (39.37 x 12.07 x 10.16 cm)	30/ctn
50041	50041 21470Y140	Color: Red, Large tool box Outside* L x W x D = 19-7/8" x 8-5/16" x 7" (50.48 x 21.11 x 17.78 cm)	18-1/4" x 7-1/2" x 5-3/4" (46.36 x 19.05 x 14.61 cm)	8/ctn
50043	50043 21470Y500	Color: Black, Large tool box Outside* L x W x D = 19-7/8" x 8-5/16" x 7" (50.48 x 21.11 x 17.78 cm)	18-1/4" x 7-1/2" x 5-3/4" (46.36 x 19.05 x 14.61 cm)	8/ctn

\*Includes lid overlap and hinges

## Utility Boxes

Flambeau Utility Boxes feature spacious open interiors and are manufactured from light-weight copolymer resins that are non-conductive, dent-proof, rust-proof and scratch-resistant.

- Brass hinge and latch pins
- Tough recessed handles
- Positive action latches
- Tongue-and-groove construction
- Textured finish
- Models 1800 & 2100 have (2) 3/16" (2.06 cm) Lock Tabs

Model	Lid Depth	Base Depth
1100	1-3/4" (4.45 cm)	2-3/4" (6.99 cm)
1200	2-3/4" (6.99 cm)	2-3/4" (6.99 cm)
1400	3-1/2" (8.89 cm)	3-1/2" (8.89 cm)
1700	3-1/2" (8.89 cm)	3-1/2" (8.89 cm)
1800	4-1/4" (10.80 cm)	4-1/4" (10.80 cm)
2100	5-1/4" (13.34 cm)	5-1/4" (13.34 cm)



1700



1800



Model Number	Stock Number	Description	Dimensions (Inside, L x W x D)	Packed
1100	6734UB	Color: Gray Outside* L x W x D = 12-1/8" x 7-1/4" x 4-1/2" (30.80 x 18.42 x 11.43 cm)	11-1/8" x 5-3/4" x 4" (28.26 x 14.61 x 10.16 cm)	6/ctn
1200	6736UB	Color: Gray Outside* L x W x D = 12-1/8" x 7-1/4" x 5-1/2" (30.80 x 18.42 x 13.97 cm)	11-1/8" x 5-3/4" x 5-1/4" (28.26 x 14.61 x 13.34 cm)	6/ctn
1400	6742UB	Color: Gray Outside* L x W x D = 14-3/8" x 8" x 7" (36.51 x 20.32 x 17.78 cm)	13" x 6" x 6-1/4" (33.02 x 15.24 x 15.88 cm)	6/ctn
1700	6746UB	Color: Gray Outside* L x W x D = 16-3/8" x 8-5/8" x 7" (41.59 x 21.91 x 17.78 cm)	15" x 6-7/8" x 6-1/2" (38.10 x 17.46 x 16.51 cm)	4/ctn
1800	6752UB	Color: Gray, has 3/16" (2.06 cm) diameter lock tab Outside* L x W x D = 17-1/2" x 10-1/4" x 8-1/2" (44.45 x 26.04 x 21.59 cm)	15-5/8" x 6-1/2" x 7-3/4" (39.69 x 16.51 x 19.69 cm)	4/ctn
2100	6760UB	Color: Gray, has 3/16" (2.06 cm) diameter lock tab Outside* L x W x D = 19" x 11-1/2" x 10-1/2" (48.26 x 29.21 x 26.67 cm)	17-1/8" x 8-5/8" x 9-1/4" (43.50 x 21.91 x 23.50 cm)	2/ctn

## Utility/Tool Boxes with Lift-Out Trays and Lock Tabs

- Trays not sold separately



14800-2



19800-2



27800-2

Model	Lid Depth	Base Depth	Tray Dimensions
14800-2	1-1/2" (3.81 cm)	3-1/2" (8.89 cm)	12-1/4" x 4-3/4" x 1-1/2" (31.12 x 12.07 x 3.81 cm)
17800-2	2-1/8" (5.40 cm)	4-3/4" (12.07 cm)	13-3/4" x 5-5/8" x 1-7/8" (34.93 x 14.29 x 4.76 cm)
19800-2	2-3/8" (6.03 cm)	7" (17.78 cm)	17-5/8" x 6-3/8" x 2-3/16" (44.77 x 16.19 x 5.56 cm)
23800-2	2-1/2" (6.35 cm)	8-3/8" (21.27 cm)	20-5/8" x 7-1/2" x 2" (52.39 x 19.05 x 5.08 cm)
27800-2	3-1/2" (8.89 cm)	10-3/8" (26.35 cm)	11-1/2" x 2-1/4" x 11" (29.21 x 5.72 x 27.94 cm)

Model Number	Stock Number	Description	Dimensions (Inside, L x W x D)	Packed
14800-2	6744HS	Color: Gray, has 3/16" (2.06 cm) diameter lock tab Outside* L x W x D = 14-1/2" x 7-1/2" x 5-1/4" (36.83 x 19.05 x 13.34 cm)	13" x 5-3/8" x 4-1/4" (33.02 x 13.65 x 10.80 cm)	6/ctn
17800-2	6748HS	Color: Gray, has 3/16" (2.06 cm) diameter lock tab Outside* L x W x D = 16-5/8" x 8-3/4" x 7-1/8" (42.23 x 22.23 x 18.10 cm)	14-1/2" x 6-1/8" x 6" (36.83 x 15.56 x 15.24 cm)	4/ctn
19800-2	6757HS	Color: Gray, has 3/16" (2.06 cm) diameter lock tab Outside* L x W x D = 20-1/4" x 8-7/8" x 8-3/8" (51.44 x 22.54 x 21.27 cm)	18-1/8" x 6-1/2" x 7-1/8" (46.36 x 16.51 x 18.10 cm)	4/ctn
23800-2	6759HS	Color: Gray, has 3/16" (2.06 cm) diameter lock tab Outside* L x W x D = 23" x 10-1/2" x 11-3/8" (58.42 x 26.67 x 28.89 cm)	20-5/8" x 7-1/2" x 10" (52.39 x 19.05 x 25.40 cm)	2/ctn
27800-2	6754TC	Color: Gray, has 3/16" (2.06 cm) diameter lock tab Outside* L x W x D = 27-1/2" x 13-3/4" x 14" (69.85 x 35.93 x 35.56 cm)	23" x 12-1/2" x 12" (58.42 x 31.75 x 30.48 cm)	2/ctn

\*Includes lid overlap and hinges

## Utility Boxes with Cantilever Trays

Rugged Utility Boxes featuring Tip-Guard™ cantilever trays make it easy to organize tools and parts, repair kits, samples or sports equipment in a small space.

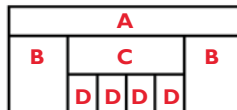
- Manufactured from light-weight copolymer resins that are dent-proof, rust-proof and scratch-resistant
- Tough recessed handles
- Cantilever Tip-Guard tray supports
- Brass hinge and latch pins
- Resistant to oils and most common chemicals
- Positive-action latches
- Tongue-and-groove construction
- Trays are a light gray
- 3/16" (2.06 cm) diameter lock tab on models 18090-2 and 19060-2

### 2 Tray Boxes



17090-2

17090-2 Tray Configuration



Top Tray (from front of box)




Bottom Tray (from front of box)

- 17090-2 Tray Compartments (Inside L x W x D)
- A** = 14-1/4" x 1-7/8" x 1-5/16" (36.20 x 4.76 x 3.33 cm)
  - B** = 3-1/2" x 3-3/16" x 1-5/16" (8.89 x 8.10 x 3.33 cm)
  - C** = 7" x 1-7/8" x 1-5/16" (17.78 x 4.76 x 3.33 cm)
  - D** = 1-11/16" x 1-7/8" x 1-5/16" (4.29 x 4.76 x 3.33 cm)
  - E** = 6" x 5-3/4" x 1-5/16" (15.24 x 14.61 x 3.33 cm)
  - F** = 4" x 5-3/4" x 1-5/16" (10.16 x 14.61 x 3.33 cm)



18090-2

18090-2 Tray Configuration



Top Tray (from front of box)



Bottom Tray (from front of box)

- 18090-2 Tray Compartments (Inside L x W x D)
- A** = 9" x 7" x 1-3/4" (22.86 x 17.78 x 4.45 cm)
  - B** = 9" x 2-1/4" x 1-3/4" (22.86 x 5.72 x 4.45 cm)
  - C** = 5-1/2" x 7" x 1-3/4" (13.97 x 17.78 x 4.45 cm)
  - D** = 2-7/16" x 7" x 1-3/4" (6.19 x 17.78 x 4.45 cm)
  - E** = 6-1/4" x 7" x 1-3/4" (15.88 x 17.78 x 4.45 cm)

Model Number	Stock Number	Description	Dimensions (Inside, L x W x D)	Packed
17090-2	6749HS	Color: Gray, 2 cantilever trays, 11 compartments Outside* L x W x D = 16-3/8" x 8-5/8" x 7" (41.59 x 21.91 x 17.78 cm) Lid Depth = 3-1/2" (8.89 cm), Base Depth = 3-1/2" (8.89 cm)	15" x 6-3/4" x 6-1/2" (38.10 x 17.15 x 16.51 cm)	4/ctn
18090-2	6755HS	Color: Gray, 2 cantilever trays, 8 compartments Outside* L x W x D = 17-1/2" x 10-1/4" x 8-1/2" (44.45 x 26.04 x 21.59 cm) Lid Depth = 4-1/4" (10.80 cm), Base Depth = 4-1/4" (10.80 cm)	15-5/8" x 6-1/2" x 7-3/4" (39.69 x 16.51 x 19.69 cm)	4/ctn

### 6 Tray Box



19060-2

19060-2 Tray Configuration



Top Tray - Right Bank  
(from front of box)



Middle Tray - Right Bank  
(from front of box)



Bottom Tray - Right Bank  
(from front of box)



Top Tray - Left Bank  
(from front of box)



Middle Tray - Left Bank  
(from front of box)



Bottom Tray - Left Bank  
(from front of box)

- 19060-2 Tray Compartments (Inside L x W x D)
- A** = 14-1/2" x 2-3/4" x 1" (36.83 x 6.99 x 2.54 cm)
  - B** = 1-3/4" x 2-3/4" x 1" (4.45 x 6.99 x 2.54 cm)
  - C** = 1-7/8" x 2-7/8" x 1-5/16" (4.76 x 7.30 x 3.33 cm)

- D** = Slant divider wall 12-1/2" x 1-5/8" & 2-3/8" x 1-5/16" (31.75 x 4.13 & 6.03 x 3.33 cm)
- E** = 14-1/2" x 1-3/8" x 1-5/16" (36.83 x 3.49 x 3.33 cm)
- F** = 1-1/2" x 4-3/8" x 1-5/16" (3.81 x 11.11 x 3.33 cm)
- G** = 8-1/8" x 4-3/8" x 1-5/16" (20.64 x 11.11 x 3.33 cm)

Model Number	Stock Number	Description	Dimensions (Inside, L x W x D)	Packed
19060-2	6756HS	Color: Gray, 6 cantilever trays, 35 compartments Outside* L x W x D = 18-1/2" x 10-3/4" x 10-3/8" (46.99 x 27.31 x 26.35 cm) Lid Depth = 4-3/4" (12.07 cm), Base Depth = 4" (10.16 cm)	15-1/2" x 7-1/4" x 8-1/2" (39.37 x 18.42 x 21.59 cm)	1/ctn


\*Includes lid overlap and hinges

## Utility Bench Box

- Spacious 20" x 8" x 4" (50.8 x 20.32 x 10.16 cm) top
- Two large light gray pull-out drawers with 2 compartments in drawer one and 2 compartments in drawer two
- Drawer dimensions are 18-3/8" x 5-7/8" x 1-7/8" (46.67 x 14.92 x 4.76 cm)
- Drawers can be secured from accidental opening
- Includes two (2) removable dividers for each drawer
- Fold-down handle



21800-2

Model Number	Stock Number	Description	Dimensions (Inside, L x W x D)	Packed
21800-2 	6758HS	Color: Gray, with 2 light gray drawers Outside* L x W x D = 21-3/4" x 10-3/4" x 9-3/8" (55.25 x 27.31 x 23.81 cm)	20" x 8" x 4" (50.80 x 20.32 x 10.16 cm)	1/ctn

\*Includes lid overlap and hinges

## Utility Tote

- Copolymer resins resist scratching, fading and rusting
- Pull-out tray on bottom can be opened from either side
- Large built-in handle
- Ideal for service areas or vehicles
- Light gray drawer with 12 compartments and dimensions of 13-3/4" x 9" x 1-1/2" (34.93 x 22.86 x 3.81 cm)



16500-2

Model Number	Stock Number	Description	Dimensions (Inside, L x W x D)	Packed
16500-2	6769HS	Color: Gray, with light gray drawer Outside L x W x D = 16-5/8" x 10-1/4" x 6-7/8" (42.23 x 26.04 x 17.46 cm)	13-3/4" x 9" x 4" (34.93 x 22.86 x 10.16 cm)	6/ctn

## Low Boy™ Tool Box

Manufactured from light-weight copolymer resins that are non-conductive, dent-proof, rust-proof & scratch-resistant.

- Low profile tool box with ergonomic handle
- Spacious 17" x 10-1/2" x 3-5/8" (43.18 x 26.67 x 9.21 cm) interior
- Stand-alone tool box does not accommodate expansion kit.



18192-2

Model Number	Stock Number	Description	Dimensions (Inside, L x W x D)	Packed
18192-2	6735HS	Color: Yellow Outside* L x W x D = 18-1/2" x 12-1/2" x 6" (46.99 x 31.75 x 15.24 cm)	17" x 10-1/2" x 3-5/8" (43.18 x 26.67 x 9.21 cm)	4/ctn

\*Includes lid overlap and hinges

## Expandable Building Box

Manufactured from light-weight copolymer resins that are non-conductive, dent-proof, rust-proof & scratch-resistant.

- Ergonomic handle
- Spacious 17" x 10-1/2" x 3-5/8" (43.18 x 26.67 x 9.21 cm) top interior
- Includes (2), 999-2 Infinite Divider System™ Boxes
- Additional trays available with Expansion Kit



13900-2



13901-2



999-2 Inside Dimensions (L x W x D)  
13-1/8" x 8-7/8" x 1-15/16"  
(33.34 x 22.54 x 4.92 cm)

Model Number	Stock Number	Description	Dimensions (Inside, L x W x D)	Packed
13900-2	6730HS	Colors: Yellow and Black Outside* L x W x D = 18-1/2" x 12-1/2" x 11-3/4" (46.99 x 31.75 x 28.85 cm)	18" x 11" x 3-1/2" (45.72 x 27.94 x 8.89 cm)	4/ctn
13901-2	6731HS	Expansion Kit, Color: Black Outside* L x W x D = 16-3/16" x 10-1/16" x 3-1/4" (41.12 x 25.56 x 8.26 cm)	13-1/2" x 9-1/4" x 2-3/4" (34.29 x 23.50 x 6.99 cm)	6/ctn

\*Includes lid overlap and hinges



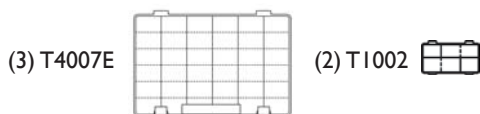
## Versatile Utility Tool Box

This Kwik-Change Series tool box comes complete with a large, bulk storage area with removable small tool and fastener organization. Features interchangeable Tuff Tainer® storage to allow for “quick-changes,” depending on the job and supplies needed. Exterior rack on each side for quick access to frequently-used tools.

- Heavy-duty, fold-down handle and cam-over latches
- Bulk storage beneath lid
- Bulk capacity featuring interchangeable Tuff Tainer® Boxes
- Includes (3) T4007E, and (2) T1002 removable Tuff Tainer\* Boxes



7040-2



Model Number	Stock Number	Description	Dimensions (Outside, L x W x D)	Packed
7040-2	6767HS	Color: Black/Gray Bulk Storage L x W x D = 14" x 8" x 4" (35.56 x 20.32 x 10.16 cm)	14" x 8-1/2" x 3-1/4" (35.56 x 21.59 x 8.26 cm)	2/ctn

\*Tuff Tainers are adjustable compartmented boxes; for dimensions of T4007E (Ref. Pg. 21), and T1002 (Ref. Pg. 11).

## I Tray Classic Series Light Utility/Tool Box

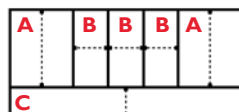
A natural blend of style and function makes the Classic Series I Tray, a fantastic tool box. Featuring tongue-and-groove construction to resist moisture. Extra stability is assured with our Tip-Guard™ cantilever tray design.

- Injection molded with one cantilever tray
- Includes 3 removable dividers
- Cam-over latches and Heavy-duty oversized handle
- Removable dividers



1512-2

1512-2 Tray Configuration



Tray Compartments (Inside L x W x D)

- A**= 3" x 3-13/16" x 1-7/16" (7.62 x 9.68 x 3.65 cm)
- B**= 1-3/8" x 3-13/16" x 1-7/16" (3.49 x 9.68 x 3.65 cm)
- C**= 10-9/16" x 1-1/2" x 1-7/16" (26.83 x 3.81 x 3.65 cm)

Tray (from front of box)

Model Number	Stock Number	Description	Dimensions (Inside, L x W x D)	Packed
1512-2	6081FB	Color: Black, with black trays Outside* L x W x D = 15" x 8-1/4" x 6-1/2" (38.10 x 20.96 x 16.51 cm) Lid Depth: 3" (7.62 cm), Base Depth: 3-1/2" (8.89 cm)	12-3/4" x 6-5/8" x 6-1/2" (32.39 x 16.82 x 16.51 cm)	6/ctn

## Lil' Brute™ Utility/Tool Box

- Available with or without lift-out tray
- Trays not sold separately



13805-2

Model	Lid Depth	Base Depth	Tray Dimensions
13805-2	1/2" (1.27 cm)	4-1/4" (10.80 cm)	12" x 4-3/8" x 1" (30.48 x 11.11 x 2.54 cm)
13815-2	1/2" (1.27 cm)	4-1/4" (10.80 cm)	no tray

Model Number	Stock Number	Description	Dimensions (Inside, L x W x D)	Packed
13805-2	6743HS	Color: Black, with tray Outside* L x W x D = 13" x 6" x 5-3/8" (33.02 x 15.24 x 13.65 cm)	12" x 4-3/4" x 4-3/4" (30.48 x 12.07 x 12.07 cm)	6/ctn
13815-2	6742HS	Color: Black, without tray Outside* L x W x D = 13" x 6" x 5-3/8" (33.02 x 15.24 x 13.65 cm)	12" x 4-3/4" x 4-3/4" (30.48 x 12.07 x 12.07 cm)	6/ctn

\*includes lid overlap and hinges

## Gear Box

Light-weight, rust-proof, scratch- and chemical-resistant and lockable! The Gear Box features a 360° water-resistant rubber lid seal with an easy access heavy-duty cam-over latch so you can be sure that your contents will be secure and protected from adverse weather conditions.

- Lockable
- Heavy-duty large comfortable handle
- Positive-touch, double-latch system (top storage area)
- Lift-out tray has a center handle
  - Additional 3/4" (1.91 cm) above tray under lid



T1408



Top compartment "U" shaped 1" (2.54 cm) Deep

T1408 Tray (L x W x D)  
12-3/4" x 6-1/2" x 2"  
(32.39 x 16.51 x 5.08 cm)



Model Number	Stock Number	Description	Dimensions (Inside, L x W x D)	Packed
T1408	6430TE	Color: Olive Drab, includes 1 lift out tray	13" x 6-3/4" x 7-1/4" (33.02 x 17.15 x 18.42 cm)	4/ctn

## Drawer Cabinets

Flambeau Drawer Cabinets are designed to organize, store and protect precision tools, hardware and small parts. They feature a self-storing door panel providing all-weather protection for the contents inside.

- Molded in industrial grade ABS plastic
- Resistant to most common chemicals, solvents and oils
- Positive-action latches
- Lockable
- Brass hinges and latch pins
- Light gray interchangeable drawers with adjustable compartment sizes



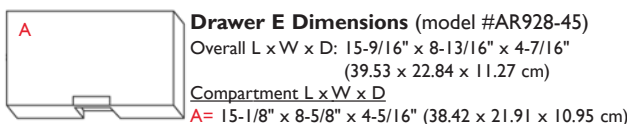
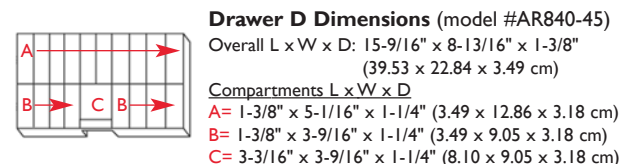
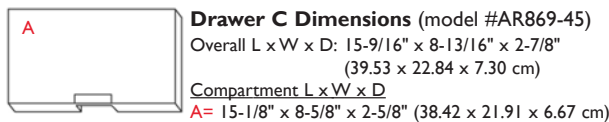
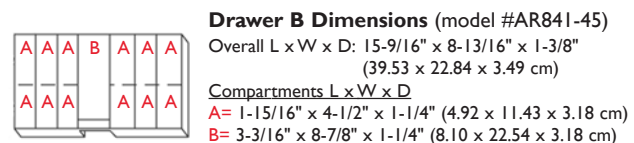
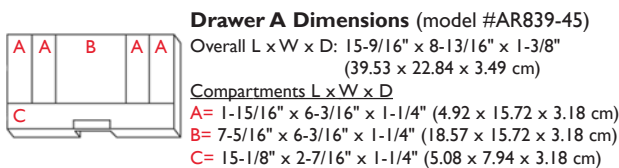
2275-2



2276-2



2277-2



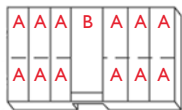
Model Number	Stock Number	Description	Dimensions (Outside, L x W x D)	Packed
2275-2	6763DB	Color: Gray with light gray drawers Drawer Configuration: (2) B, (2) D & (1) E	19-1/2" x 10-3/8" x 15" (49.53 x 26.35 x 38.10 cm)	1/ctn
2276-2	6764DB	Color: Gray with light gray drawers Drawer Configuration: (1) A, (3) B, (1) C & (1) D	19-1/2" x 10-3/8" x 15" (49.53 x 26.35 x 38.10 cm)	1/ctn
2277-2	6765DB	Color: Gray with light gray drawers Drawer Configuration: (1) A, (2) B & (4) D	19-1/2" x 10-3/8" x 15" (49.53 x 26.35 x 38.10 cm)	1/ctn

## Tool Chests

Flambeau Tool Chests are also designed to organize, store and protect precision tools, hardware and small parts. They feature a unique front panel design that allows drawer access when the front panel is down. A unique lock prevents accidental spills and allows the lid and drawers to lift as a unit, providing access to the large lower storage area.

- Molded in high-impact resins
- Resistant to most common chemicals, solvents and oils
- Positive-action latches
- Lockable
- Brass hinges and latch pins
- Light gray interchangeable drawers with adjustable compartment sizes
- Model 22030-2 is molded in industrial-grade ABS plastic

**Model 22030-2 Pictured**



**Drawer B Dimensions** (model #AR841-45)  
 Overall L x W x D: 15-9/16" x 8-13/16" x 1-3/8"  
 (39.53 x 22.84 x 3.49 cm)  
Compartments L x W x D  
 A= 1-15/16" x 4-1/2" x 1-1/4" (4.92 x 11.43 x 3.18 cm)  
 B= 3-3/16" x 8-7/8" x 1-1/4" (8.10 x 22.54 x 3.18 cm)



**Drawer C Dimensions** (model #AR869-45)  
 Overall L x W x D: 15-9/16" x 8-13/16" x 2-7/8"  
 (39.53 x 22.84 x 7.30 cm)  
Compartment L x W x D  
 A= 15-1/8" x 8-5/8" x 2-5/8" (38.42 x 21.91 x 6.67 cm)



**Drawer F Dimensions** (model #AR897-45)  
 Overall L x W x D: 15-9/16" x 8-13/16" x 1-3/8"  
 (39.53 x 22.84 x 3.49 cm)  
Compartments L x W x D  
 A= 15-1/8" x 6-3/16" x 1-1/4" (38.42 x 15.72 x 3.18 cm)  
 B= 15-1/8" x 2-7/16" x 1-1/4" (38.42 x 6.19 x 3.18 cm)

Model Number	Stock Number	Description	Dimensions (Outside, L x W x D)	Packed
22060	6596DH	Color: Gray with light gray drawers Drawer Configuration: (4) B, (1) C & (1) F	19-1/2" x 11-1/2" x 11-3/4" (49.53 x 29.21 x 29.85 cm)	1/ctn
22030-2	6759CH	Color: Gray with light gray drawers Drawer Configuration: (2) B & (1) F	19-1/2" x 11-1/2" x 11-3/4" (49.53 x 29.21 x 29.85 cm)	1/ctn

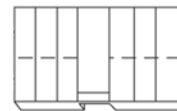
## Drawer Cabinets & Tool Chests Replacement Drawer Packs

Each replacement drawer pack includes 6 drawers.

Model Number	Stock Number	Description	Packed
AR839-45	6073DP	Drawer A	6/pk
AR841-45	6069DP	Drawer B	6/pk
AR869-45	6071DP	Drawer C	6/pk
AR840-45	6072DP	Drawer D	6/pk
AR928-45	6060DP	Drawer E	6/pk
AR897-45	6070DP	Drawer F	6/pk



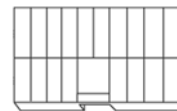
**Drawer A**  
 L= 15-9/16" (39.53 cm)  
 W= 8-13/16" (22.84 cm)  
 D= 1-3/8" (3.49 cm)



**Drawer B**  
 L= 15-9/16" (39.53 cm)  
 W= 8-13/16" (22.84 cm)  
 D= 1-3/8" (3.49 cm)



**Drawer C**  
 L= 15-9/16" (39.53 cm)  
 W= 8-13/16" (22.84 cm)  
 D= 2-7/8" (7.30 cm)



**Drawer D**  
 L= 15-9/16" (39.53 cm)  
 W= 8-13/16" (22.84 cm)  
 D= 1-3/8" (3.49 cm)



**Drawer E**  
 L= 15-9/16" (39.53 cm)  
 W= 8-13/16" (22.84 cm)  
 D= 4-7/16" (11.27 cm)



**Drawer F**  
 L= 15-9/16" (39.53 cm)  
 W= 8-13/16" (22.84 cm)  
 D= 1-3/8" (3.49 cm)

Dimensions Listed are Overall Dimensions

Компания «Океан Электроники» предлагает заключение долгосрочных отношений при поставках импортных электронных компонентов на взаимовыгодных условиях!

Наши преимущества:

- Поставка оригинальных импортных электронных компонентов напрямую с производств Америки, Европы и Азии, а так же с крупнейших складов мира;
- Широкая линейка поставок активных и пассивных импортных электронных компонентов (более 30 млн. наименований);
- Поставка сложных, дефицитных, либо снятых с производства позиций;
- Оперативные сроки поставки под заказ (от 5 рабочих дней);
- Экспресс доставка в любую точку России;
- Помощь Конструкторского Отдела и консультации квалифицированных инженеров;
- Техническая поддержка проекта, помощь в подборе аналогов, поставка прототипов;
- Поставка электронных компонентов под контролем ВП;
- Система менеджмента качества сертифицирована по Международному стандарту ISO 9001;
- При необходимости вся продукция военного и аэрокосмического назначения проходит испытания и сертификацию в лаборатории (по согласованию с заказчиком);
- Поставка специализированных компонентов военного и аэрокосмического уровня качества (Xilinx, Altera, Analog Devices, Intersil, Interpoint, Microsemi, Actel, Aeroflex, Peregrine, VPT, Syfer, Eurofarad, Texas Instruments, MS Kennedy, Miteq, Cobham, E2V, MA-COM, Hittite, Mini-Circuits, General Dynamics и др.);

Компания «Океан Электроники» является официальным дистрибьютором и эксклюзивным представителем в России одного из крупнейших производителей разъемов военного и аэрокосмического назначения «JONHON», а так же официальным дистрибьютором и эксклюзивным представителем в России производителя высокотехнологичных и надежных решений для передачи СВЧ сигналов «FORSTAR».



## JONHON

«JONHON» (основан в 1970 г.)

Разъемы специального, военного и аэрокосмического назначения:

(Применяются в военной, авиационной, аэрокосмической, морской, железнодорожной, горно- и нефтедобывающей отраслях промышленности)

«FORSTAR» (основан в 1998 г.)

ВЧ соединители, коаксиальные кабели, кабельные сборки и микроволновые компоненты:

(Применяются в телекоммуникациях гражданского и специального назначения, в средствах связи, РЛС, а так же военной, авиационной и аэрокосмической отраслях промышленности).



Телефон: 8 (812) 309-75-97 (многоканальный)

Факс: 8 (812) 320-03-32

Электронная почта: [ocean@oceanchips.ru](mailto:ocean@oceanchips.ru)

Web: <http://oceanchips.ru/>

Адрес: 198099, г. Санкт-Петербург, ул. Калинина, д. 2, корп. 4, лит. А