

Features

- **Two Independent APLL Channels**
- **Four Input Clocks Per Channel**
 - One crystal/CMOS input
 - Two differential/CMOS inputs
 - One single-ended/CMOS input
 - Any input frequency from 9.72MHz to 1250MHz (9.72MHz to 300MHz for CMOS)
 - Clock selection by pin or register control
- **Low-Jitter Fractional-N APLL and 3 Outputs Per Channel**
 - Any output frequency from <1Hz to 1035MHz
 - High-resolution fractional frequency conversion with 0ppm error
 - Easy-to-configure, encapsulated design requires no external VCXO or loop filter components
 - Each output has independent dividers
 - Output jitter as low as 0.16ps RMS (12kHz-20MHz integration band)
 - Outputs are CML or 2xCMOS, can interface to LVDS, LVPECL, HSTL, SSTL and HCSL
 - In 2xCMOS mode, the P and N pins can be different frequencies (e.g. 125MHz and 25MHz)
 - Per-output supply pin with CMOS output voltages from 1.5V to 3.3V

Ordering Information

ZL30244 LFG7	64 Pin LGA	Trays
ZL30244 LFF7	64 Pin LGA	Tape and Reel
ZL30245 LFG7	64 Pin LGA	Trays
ZL30245 LFF7	64 Pin LGA	Tape and Reel

Ni Au

Package size: 5 x 10 mm

-40°C to +85°C

- Precise output alignment circuitry and per-output phase adjustment
- Per-output enable/disable and glitchless start/stop (stop high or low)
- **General Features**
 - Automatic self-configuration at power-up from external (ZL30244) or internal (ZL30245) EEPROM; up to four configs, pin-selectable
 - SPI or I²C processor Interface
 - Numerically controlled oscillator mode
 - Spread-spectrum modulation mode
 - Space-saving 5x10mm LGA package
 - Easy-to-use evaluation software

Applications

- Frequency conversion and frequency synthesis in a wide variety of equipment types

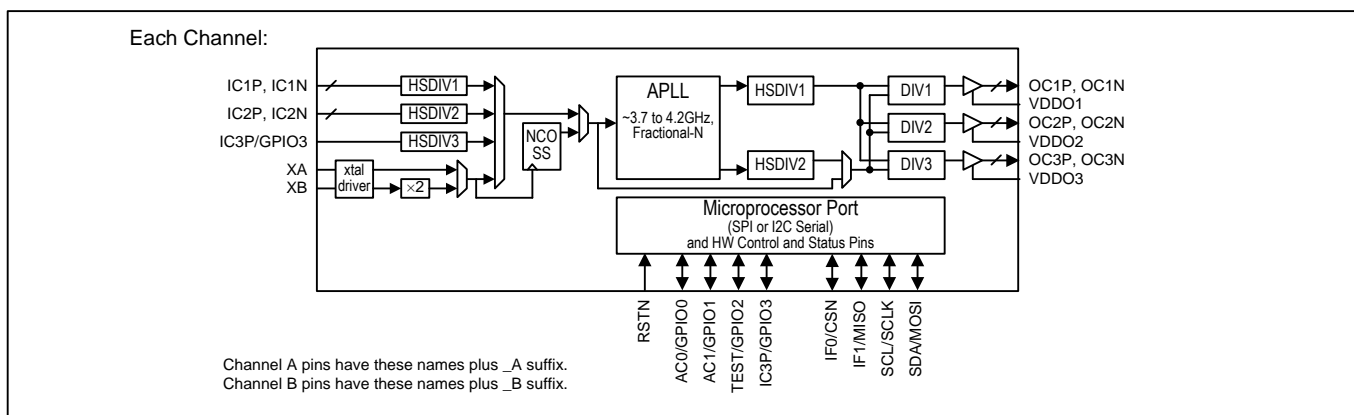


Figure 1 - Functional Block Diagram

1. Application Examples

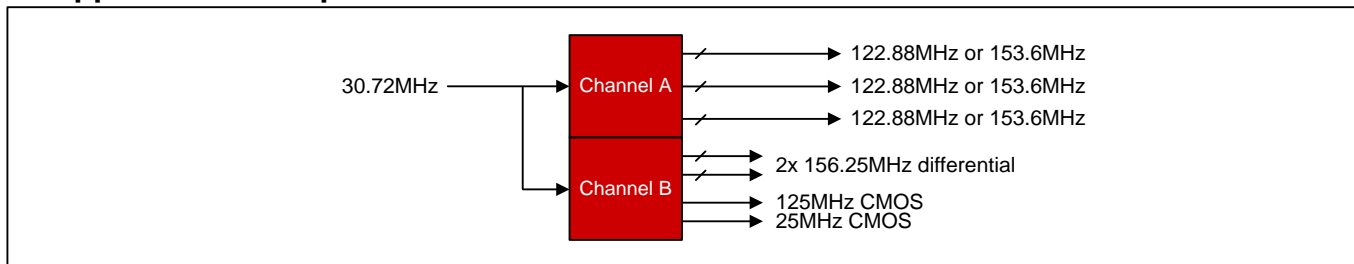


Figure 2 – Base Station Clock Multiplication and Ethernet Frequency Synthesis

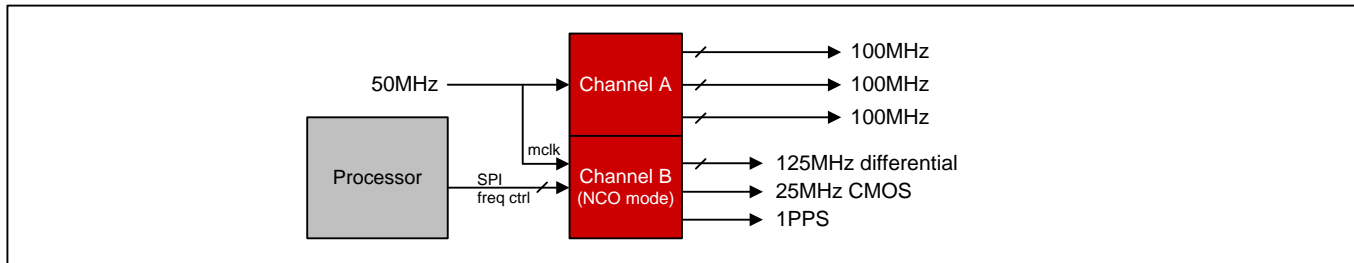


Figure 3 - PCI Express Clock Synthesis and NCO for IEEE1588 Slave Clock

2. Detailed Features

2.1 Input Clock Features

- Four input clocks per channel: one crystal/CMOS, two differential/CMOS, one single-ended/CMOS
- Input clocks can be any frequency from 9.72MHz up to 1250MHz (differential) or 300MHz (CMOS)

2.2 APLL Features

- APLL with very high-resolution fractional (i.e. non-integer) multiplication per channel
- Any-to-any frequency conversion with 0ppm error
- Two high-speed dividers per channel (integers 4 to 15, half divides 4.5 to 7.5)
- Easy-to-configure, completely encapsulated design requires no external VCXO or loop filter components
- Bypass mode supports system testing

2.3 Output Clock Features

- Three low-jitter output clocks per channel
- Each output can be one differential output or two CMOS outputs
- Output clocks can be any frequency from 1Hz to 1035MHz (250MHz max for CMOS and HSTL outputs)
- Output jitter as low as 0.16ps RMS (12kHz to 20MHz integration band)
- In CMOS mode, an additional divider allows the OCxN pin to be an integer divisor of the OCxP pin (example: OC3P 125MHz, OC3N 25MHz)
- Outputs easily interface with CML, LVDS, LVPECL, HSTL, SSTL, HCSL and CMOS components
- Supported telecom frequencies include PDH, SDH, Synchronous Ethernet, OTN
- Can produce clock frequencies for microprocessors, ASICs, FPGAs and other components
- Can produce PCIe clocks (PCIe gen. 1, 2 and 3)
- Sophisticated output-to-output phase alignment (among outputs in the same channel)
- Per-output phase adjustment with high resolution and unlimited range
- Per-output enable/disable
- Per-output glitchless start/stop (stop high or low)

2.4 General Features

- SPI or I²C serial microprocessor interface per channel

- Automatic self-configuration at power-up from external (ZL30244) or internal (ZL30245) EEPROM memory; pin control to specify one of four stored configurations
- Each channel can be configured for numerically controlled oscillator (NCO) mode, which allows system software to steer frequency with resolution better than 0.01ppb
- Each channel can be configured for pread-spectrum modulation mode (meets PCI Express requirements)
- Four general-purpose I/O pins per channel, each with many possible status and control options
- Each channel's reference clock can be fundamental-mode crystal, low-cost XO or clock signal from elsewhere in the system

2.5 Evaluation Software

- Simple, intuitive Windows-based graphical user interface
- Supports all device features and register fields
- Makes lab evaluation of the ZL30244 or ZL30245 quick and easy
- Generates configuration scripts to be stored in external (ZL30244) or internal (ZL30245) EEPROM
- Generates full or partial configuration scripts to be run on a system processor
- Works with or without a ZL30244 or ZL30245 evaluation board

3. Pin Diagram

The device is packaged in a 5x10mm 64-pin LGA package.


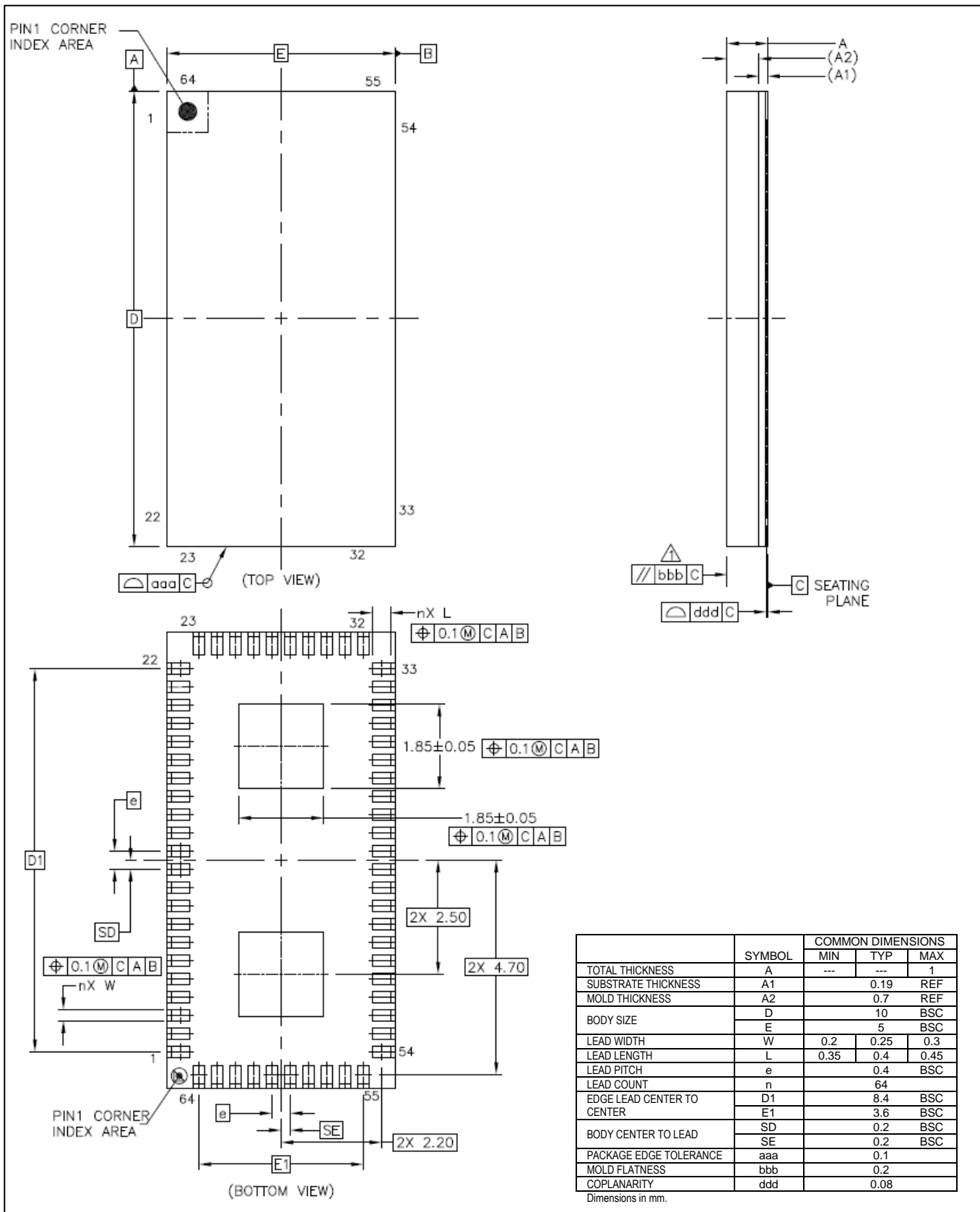


Figure 4 - Pin Diagram

4. Mechanical Drawing





Microsemi Corporate Headquarters
One Enterprise
Aliso Viejo, CA 92656 USA

Within the USA: +1 (800) 713-4113
Outside the USA: +1 (949) 380-6100
Sales: +1 (949) 380-6136
Fax: +1 (949) 215-4996

E-mail: sales.support@microsemi.com

©2015 Microsemi Corporation. All rights reserved. Microsemi and the Microsemi logo are trademarks of Microsemi Corporation. All other trademarks and service marks are the property of their respective owners.

Microsemi Corporation (Nasdaq: MSCC) offers a comprehensive portfolio of semiconductor and system solutions for communications, defense & security, aerospace and industrial markets. Products include high-performance and radiation-hardened analog mixed-signal integrated circuits, FPGAs, SoCs and ASICs; power management products; timing and synchronization devices and precise time solutions, setting the world's standard for time; voice processing devices; RF solutions; discrete components; security technologies and scalable anti-tamper products; Power-over-Ethernet ICs and midspans; as well as custom design capabilities and services. Microsemi is headquartered in Aliso Viejo, Calif., and has approximately 3,400 employees globally. Learn more at www.microsemi.com.

Microsemi makes no warranty, representation, or guarantee regarding the information contained herein or the suitability of its products and services for any particular purpose, nor does Microsemi assume any liability whatsoever arising out of the application or use of any product or circuit. The products sold hereunder and any other products sold by Microsemi have been subject to limited testing and should not be used in conjunction with mission-critical equipment or applications. Any performance specifications are believed to be reliable but are not verified, and Buyer must conduct and complete all performance and other testing of the products, alone and together with, or installed in, any end-products. Buyer shall not rely on any data and performance specifications or parameters provided by Microsemi. It is the Buyer's responsibility to independently determine suitability of any products and to test and verify the same. The information provided by Microsemi hereunder is provided "as is, where is" and with all faults, and the entire risk associated with such information is entirely with the Buyer. Microsemi does not grant, explicitly or implicitly, to any party any patent rights, licenses, or any other IP rights, whether with regard to such information itself or anything described by such information. Information provided in this document is proprietary to Microsemi, and Microsemi reserves the right to make any changes to the information in this document or to any products and services at any time without notice.

Компания «Океан Электроники» предлагает заключение долгосрочных отношений при поставках импортных электронных компонентов на взаимовыгодных условиях!

Наши преимущества:

- Поставка оригинальных импортных электронных компонентов напрямую с производств Америки, Европы и Азии, а так же с крупнейших складов мира;
- Широкая линейка поставок активных и пассивных импортных электронных компонентов (более 30 млн. наименований);
- Поставка сложных, дефицитных, либо снятых с производства позиций;
- Оперативные сроки поставки под заказ (от 5 рабочих дней);
- Экспресс доставка в любую точку России;
- Помощь Конструкторского Отдела и консультации квалифицированных инженеров;
- Техническая поддержка проекта, помощь в подборе аналогов, поставка прототипов;
- Поставка электронных компонентов под контролем ВП;
- Система менеджмента качества сертифицирована по Международному стандарту ISO 9001;
- При необходимости вся продукция военного и аэрокосмического назначения проходит испытания и сертификацию в лаборатории (по согласованию с заказчиком);
- Поставка специализированных компонентов военного и аэрокосмического уровня качества (Xilinx, Altera, Analog Devices, Intersil, Interpoint, Microsemi, Actel, Aeroflex, Peregrine, VPT, Syfer, Eurofarad, Texas Instruments, MS Kennedy, Miteq, Cobham, E2V, MA-COM, Hittite, Mini-Circuits, General Dynamics и др.);

Компания «Океан Электроники» является официальным дистрибьютором и эксклюзивным представителем в России одного из крупнейших производителей разъемов военного и аэрокосмического назначения «JONHON», а так же официальным дистрибьютором и эксклюзивным представителем в России производителя высокотехнологичных и надежных решений для передачи СВЧ сигналов «FORSTAR».



JONHON

«JONHON» (основан в 1970 г.)

Разъемы специального, военного и аэрокосмического назначения:

(Применяются в военной, авиационной, аэрокосмической, морской, железнодорожной, горно- и нефтедобывающей отраслях промышленности)

«FORSTAR» (основан в 1998 г.)

ВЧ соединители, коаксиальные кабели, кабельные сборки и микроволновые компоненты:

(Применяются в телекоммуникациях гражданского и специального назначения, в средствах связи, РЛС, а так же военной, авиационной и аэрокосмической отраслях промышленности).



Телефон: 8 (812) 309-75-97 (многоканальный)

Факс: 8 (812) 320-03-32

Электронная почта: ocean@oceanchips.ru

Web: <http://oceanchips.ru/>

Адрес: 198099, г. Санкт-Петербург, ул. Калинина, д. 2, корп. 4, лит. А