

# Notice for TAIYO YUDEN products

Please read this notice before using the TAIYO YUDEN products.

## ⚠️ REMINDERS

### ■ Product Information in this Catalog

Product information in this catalog is as of October 2019. All of the contents specified herein and production status of the products listed in this catalog are subject to change without notice due to technical improvement of our products, etc. Therefore, please check for the latest information carefully before practical application or use of our products.

Please note that TAIYO YUDEN shall not be in any way responsible for any damages and defects in products or equipment incorporating our products, which are caused under the conditions other than those specified in this catalog or individual product specification sheets.

### ■ Approval of Product Specifications

Please contact TAIYO YUDEN for further details of product specifications as the individual product specification sheets are available. When using our products, please be sure to approve our product specifications or make a written agreement on the product specification with TAIYO YUDEN in advance.

### ■ Pre-Evaluation in the Actual Equipment and Conditions

Please conduct validation and verification of our products in actual conditions of mounting and operating environment before using our products.

### ■ Limited Application

#### 1. Equipment Intended for Use

The products listed in this catalog are intended for general-purpose and standard use in general electronic equipment (e.g., AV equipment, OA equipment, home electric appliances, office equipment, information and communication equipment including, without limitation, mobile phone, and PC) and other equipment specified in this catalog or the individual product specification sheets.

TAIYO YUDEN has the line-up of the products intended for use in automotive electronic equipment, telecommunications infrastructure and industrial equipment, or medical devices classified as GHTF Classes A to C (Japan Classes I to III). Therefore, when using our products for these equipment, please check available applications specified in this catalog or the individual product specification sheets and use the corresponding products.

#### 2. Equipment Requiring Inquiry

Please be sure to contact TAIYO YUDEN for further information before using the products listed in this catalog for the following equipment (excluding intended equipment as specified in this catalog or the individual product specification sheets) which may cause loss of human life, bodily injury, serious property damage and/or serious public impact due to a failure or defect of the products and/or malfunction attributed thereto.

- (1) Transportation equipment (automotive powertrain control system, train control system, and ship control system, etc.)
- (2) Traffic signal equipment
- (3) Disaster prevention equipment, crime prevention equipment
- (4) Medical devices classified as GHTF Class C (Japan Class III)
- (5) Highly public information network equipment, data-processing equipment (telephone exchange, and base station, etc.)
- (6) Any other equipment requiring high levels of quality and/or reliability equal to the equipment listed above

#### 3. Equipment Prohibited for Use

Please do not incorporate our products into the following equipment requiring extremely high levels of safety and/or reliability.

- (1) Aerospace equipment (artificial satellite, rocket, etc.)
- (2) Aviation equipment \*1
- (3) Medical devices classified as GHTF Class D (Japan Class IV), implantable medical devices \*2

- (4) Power generation control equipment (nuclear power, hydroelectric power, thermal power plant control system, etc.)
- (5) Undersea equipment (submarine repeating equipment, underwater work equipment, etc.)
- (6) Military equipment
- (7) Any other equipment requiring extremely high levels of safety and/or reliability equal to the equipment listed above

\*Notes:

1. There is a possibility that our products can be used only for aviation equipment that does not directly affect the safe operation of aircraft (e.g., in-flight entertainment, cabin light, electric seat, cooking equipment) if such use meets requirements specified separately by TAIYO YUDEN. Please be sure to contact TAIYO YUDEN for further information before using our products for such aviation equipment.
2. Implantable medical devices contain not only internal unit which is implanted in a body, but also external unit which is connected to the internal unit.

#### 4. Limitation of Liability

Please note that unless you obtain prior written consent of TAIYO YUDEN, TAIYO YUDEN shall not be in any way responsible for any damages incurred by you or third parties arising from use of the products listed in this catalog for any equipment that is not intended for use by TAIYO YUDEN, or any equipment requiring inquiry to TAIYO YUDEN or prohibited for use by TAIYO YUDEN as described above.

### ■ Safety Design

When using our products for high safety and/or reliability-required equipment or circuits, please fully perform safety and/or reliability evaluation. In addition, please install (i) systems equipped with a protection circuit and a protection device and/or (ii) systems equipped with a redundant circuit or other system to prevent an unsafe status in the event of a single fault for a failsafe design to ensure safety.

### ■ Intellectual Property Rights

Information contained in this catalog is intended to convey examples of typical performances and/or applications of our products and is not intended to make any warranty with respect to the intellectual property rights or any other related rights of TAIYO YUDEN or any third parties nor grant any license under such rights.

### ■ Limited Warranty

Please note that the scope of warranty for our products is limited to the delivered our products themselves and TAIYO YUDEN shall not be in any way responsible for any damages resulting from a failure or defect in our products. Notwithstanding the foregoing, if there is a written agreement (e.g., supply and purchase agreement, quality assurance agreement) signed by TAIYO YUDEN and your company, TAIYO YUDEN will warrant our products in accordance with such agreement.

### ■ TAIYO YUDEN's Official Sales Channel

The contents of this catalog are applicable to our products which are purchased from our sales offices or authorized distributors (hereinafter "TAIYO YUDEN's official sales channel"). Please note that the contents of this catalog are not applicable to our products purchased from any seller other than TAIYO YUDEN's official sales channel.

### ■ Caution for Export

Some of our products listed in this catalog may require specific procedures for export according to "U.S. Export Administration Regulations", "Foreign Exchange and Foreign Trade Control Law" of Japan, and other applicable regulations. Should you have any questions on this matter, please contact our sales staff.



REFLOW

■ PARTS NUMBER

\* Operating Temp.: -55~+125°C

|   |   |   |   |   |   |   |   |   |   |   |   |   |   |
|---|---|---|---|---|---|---|---|---|---|---|---|---|---|
| H | K | Q | 0 | 6 | 0 | 3 | S | 1 | 0 | N | J | - | T |
| ① |   |   | ② |   |   |   | ③ | ④ |   |   | ⑤ |   | ⑥ |

△ = Blank space

① Series name

| Code | Series name   |
|------|---|
| HKQ  | High-Q multilayer chip inductor for high frequency applications |
| AQ△  |   |

② Dimensions (L × W)

| Code | Type (inch) | Dimensions (L × W) [mm] |
|------|-------------|-------------------------|
| 0603 | 0603(0201)  | 0.6 × 0.3               |
| 105△ | 105(0402)   | 1.0 × 0.6               |

③ Series code

| Code | Series code |
|------|-------------|
| △    | Standard    |
| S    | S           |
| U    | U           |

④ Nominal inductance

| Code (example) | Nominal inductance [nH] |
|----------------|-------------------------|
| 3N9            | 3.9                     |
| 10N            | 10.0                    |

※N=0.0(nH type)

⑤ Inductance tolerance

| Code | Inductance tolerance |
|------|----------------------|
| H    | ±3%                  |
| J    | ±5%                  |
| B    | ±0.1nH               |
| C    | ±0.2nH               |
| S    | ±0.3nH               |

⑥ Packaging

| Code | Packaging                        |
|------|----------------------------------|
| -T   | Taping                           |
| -E   | Taping (1mm pitch) 0402type only |

■ STANDARD EXTERNAL DIMENSIONS / STANDARD QUANTITY

HKQ0603S, HKQ0603U, AQ 105



| Type                           | L                             | W                             | T                             | e                                | Standard quantity [pcs] |               |
|--------------------------------|-------------------------------|-------------------------------|-------------------------------|----------------------------------|-------------------------|---------------|
|                                |                               |                               |                               |                                  | Paper tape              | Embossed tape |
| HKQ0603S<br>HKQ0603U<br>(0201) | 0.6 ± 0.03<br>(0.024 ± 0.001) | 0.3 ± 0.03<br>(0.012 ± 0.001) | 0.3 ± 0.03<br>(0.012 ± 0.001) | 0.1 ± 0.05<br>(0.004 ± 0.002)    | 15000                   | —             |
| AQ 105<br>(0402)               | 1.0 ± 0.05<br>(0.039 ± 0.002) | 0.6 ± 0.1<br>(0.024 ± 0.004)  | 0.5 ± 0.05<br>(0.020 ± 0.002) | 0.175 ± 0.075<br>(0.007 ± 0.003) | 10000                   | —             |

Unit : mm (inch)

► This catalog contains the typical specification only due to the limitation of space. When you consider the purchase of our products, please check our product specification sheets. For details of each product (characteristics graph, reliability information, precautions for use, and so on), see our website (<http://www.ty-top.com/>).

PARTS NUMBER

HKQ0603S

| Parts number   | EHS  | Nominal inductance [nH] | Inductance tolerance   | Q (min.) | LQ Measuring frequency [MHz] | Q (Typical) frequency [Hz] |      |      |      |      | Self-resonant frequency [MHz] (min.) | Resistance DC [ $\Omega$ ] (max.) | Rated current [mA] (max.) | Thickness [mm]  |
|----------------|------|-------------------------|------------------------|----------|------------------------------|----------------------------|------|------|------|------|--------------------------------------|-----------------------------------|---------------------------|-----------------|
|                |      |                         |                        |          |                              | 500M                       | 800M | 1.8G | 2.0G | 2.4G |                                      |                                   |                           |                 |
| HKQ0603S0N6□-T | RoHS | 0.6                     | $\pm 0.2nH, \pm 0.3nH$ | 13       | 500                          | >24                        | >31  | >53  | >56  | >64  | 10000                                | 0.06                              | 600                       | 0.30 $\pm 0.03$ |
| HKQ0603S0N7□-T | RoHS | 0.7                     | $\pm 0.2nH, \pm 0.3nH$ | 13       | 500                          | >24                        | >31  | >53  | >56  | >64  | 10000                                | 0.07                              | 550                       | 0.30 $\pm 0.03$ |
| HKQ0603S0N8□-T | RoHS | 0.8                     | $\pm 0.2nH, \pm 0.3nH$ | 13       | 500                          | >24                        | >31  | >53  | >56  | >64  | 10000                                | 0.07                              | 550                       | 0.30 $\pm 0.03$ |
| HKQ0603S0N9□-T | RoHS | 0.9                     | $\pm 0.2nH, \pm 0.3nH$ | 13       | 500                          | >24                        | >31  | >53  | >56  | >64  | 10000                                | 0.08                              | 520                       | 0.30 $\pm 0.03$ |
| HKQ0603S1N0□-T | RoHS | 1.0                     | $\pm 0.2nH, \pm 0.3nH$ | 13       | 500                          | 24                         | 31   | 53   | 56   | 64   | 10000                                | 0.09                              | 490                       | 0.30 $\pm 0.03$ |
| HKQ0603S1N1□-T | RoHS | 1.1                     | $\pm 0.2nH, \pm 0.3nH$ | 13       | 500                          | 19                         | 26   | 44   | 47   | 54   | 10000                                | 0.12                              | 420                       | 0.30 $\pm 0.03$ |
| HKQ0603S1N2□-T | RoHS | 1.2                     | $\pm 0.2nH, \pm 0.3nH$ | 13       | 500                          | 19                         | 25   | 42   | 44   | 51   | 10000                                | 0.15                              | 380                       | 0.30 $\pm 0.03$ |
| HKQ0603S1N3□-T | RoHS | 1.3                     | $\pm 0.2nH, \pm 0.3nH$ | 13       | 500                          | 19                         | 25   | 40   | 42   | 47   | 10000                                | 0.19                              | 330                       | 0.30 $\pm 0.03$ |
| HKQ0603S1N4□-T | RoHS | 1.4                     | $\pm 0.2nH, \pm 0.3nH$ | 13       | 500                          | 19                         | 24   | 39   | 41   | 47   | 10000                                | 0.11                              | 440                       | 0.30 $\pm 0.03$ |
| HKQ0603S1N5□-T | RoHS | 1.5                     | $\pm 0.2nH, \pm 0.3nH$ | 13       | 500                          | 19                         | 24   | 39   | 41   | 46   | 10000                                | 0.12                              | 420                       | 0.30 $\pm 0.03$ |
| HKQ0603S1N6□-T | RoHS | 1.6                     | $\pm 0.2nH, \pm 0.3nH$ | 13       | 500                          | 19                         | 24   | 39   | 41   | 46   | 10000                                | 0.13                              | 410                       | 0.30 $\pm 0.03$ |
| HKQ0603S1N7□-T | RoHS | 1.7                     | $\pm 0.2nH, \pm 0.3nH$ | 13       | 500                          | 19                         | 24   | 39   | 41   | 46   | 10000                                | 0.15                              | 380                       | 0.30 $\pm 0.03$ |
| HKQ0603S1N8□-T | RoHS | 1.8                     | $\pm 0.2nH, \pm 0.3nH$ | 13       | 500                          | 18                         | 24   | 39   | 41   | 46   | 10000                                | 0.16                              | 370                       | 0.30 $\pm 0.03$ |
| HKQ0603S1N9□-T | RoHS | 1.9                     | $\pm 0.2nH, \pm 0.3nH$ | 13       | 500                          | 18                         | 23   | 38   | 40   | 45   | 10000                                | 0.20                              | 330                       | 0.30 $\pm 0.03$ |
| HKQ0603S2N0□-T | RoHS | 2.0                     | $\pm 0.2nH, \pm 0.3nH$ | 13       | 500                          | 17                         | 23   | 37   | 39   | 44   | 10000                                | 0.24                              | 300                       | 0.30 $\pm 0.03$ |
| HKQ0603S2N1□-T | RoHS | 2.1                     | $\pm 0.2nH, \pm 0.3nH$ | 13       | 500                          | 17                         | 23   | 37   | 39   | 44   | 10000                                | 0.26                              | 290                       | 0.30 $\pm 0.03$ |
| HKQ0603S2N2□-T | RoHS | 2.2                     | $\pm 0.2nH, \pm 0.3nH$ | 13       | 500                          | 17                         | 23   | 37   | 39   | 43   | 10000                                | 0.28                              | 270                       | 0.30 $\pm 0.03$ |
| HKQ0603S2N3□-T | RoHS | 2.3                     | $\pm 0.2nH, \pm 0.3nH$ | 13       | 500                          | 17                         | 23   | 36   | 38   | 43   | 10000                                | 0.30                              | 270                       | 0.30 $\pm 0.03$ |
| HKQ0603S2N4□-T | RoHS | 2.4                     | $\pm 0.2nH, \pm 0.3nH$ | 13       | 500                          | 17                         | 22   | 36   | 38   | 42   | 10000                                | 0.32                              | 260                       | 0.30 $\pm 0.03$ |
| HKQ0603S2N5□-T | RoHS | 2.5                     | $\pm 0.2nH, \pm 0.3nH$ | 13       | 500                          | 17                         | 22   | 34   | 35   | 39   | 9500                                 | 0.20                              | 330                       | 0.30 $\pm 0.03$ |
| HKQ0603S2N6□-T | RoHS | 2.6                     | $\pm 0.2nH, \pm 0.3nH$ | 13       | 500                          | 17                         | 22   | 33   | 35   | 39   | 9300                                 | 0.22                              | 310                       | 0.30 $\pm 0.03$ |
| HKQ0603S2N7□-T | RoHS | 2.7                     | $\pm 0.2nH, \pm 0.3nH$ | 13       | 500                          | 17                         | 22   | 33   | 35   | 39   | 9100                                 | 0.24                              | 300                       | 0.30 $\pm 0.03$ |
| HKQ0603S2N8□-T | RoHS | 2.8                     | $\pm 0.2nH, \pm 0.3nH$ | 13       | 500                          | 17                         | 22   | 33   | 35   | 39   | 8900                                 | 0.25                              | 290                       | 0.30 $\pm 0.03$ |
| HKQ0603S2N9□-T | RoHS | 2.9                     | $\pm 0.2nH, \pm 0.3nH$ | 13       | 500                          | 17                         | 22   | 33   | 35   | 39   | 8700                                 | 0.28                              | 270                       | 0.30 $\pm 0.03$ |
| HKQ0603S3N0□-T | RoHS | 3.0                     | $\pm 0.2nH, \pm 0.3nH$ | 13       | 500                          | 17                         | 22   | 33   | 35   | 39   | 8600                                 | 0.28                              | 270                       | 0.30 $\pm 0.03$ |
| HKQ0603S3N1□-T | RoHS | 3.1                     | $\pm 0.2nH, \pm 0.3nH$ | 13       | 500                          | 17                         | 22   | 33   | 35   | 39   | 8400                                 | 0.29                              | 270                       | 0.30 $\pm 0.03$ |
| HKQ0603S3N2□-T | RoHS | 3.2                     | $\pm 0.2nH, \pm 0.3nH$ | 13       | 500                          | 17                         | 22   | 33   | 35   | 39   | 8200                                 | 0.30                              | 270                       | 0.30 $\pm 0.03$ |
| HKQ0603S3N3□-T | RoHS | 3.3                     | $\pm 0.2nH, \pm 0.3nH$ | 13       | 500                          | 17                         | 22   | 33   | 35   | 39   | 8100                                 | 0.32                              | 260                       | 0.30 $\pm 0.03$ |
| HKQ0603S3N4□-T | RoHS | 3.4                     | $\pm 0.2nH, \pm 0.3nH$ | 13       | 500                          | 16                         | 22   | 33   | 35   | 39   | 8000                                 | 0.36                              | 240                       | 0.30 $\pm 0.03$ |
| HKQ0603S3N5□-T | RoHS | 3.5                     | $\pm 0.2nH, \pm 0.3nH$ | 13       | 500                          | 16                         | 22   | 33   | 35   | 39   | 7800                                 | 0.40                              | 230                       | 0.30 $\pm 0.03$ |
| HKQ0603S3N6□-T | RoHS | 3.6                     | $\pm 0.2nH, \pm 0.3nH$ | 13       | 500                          | 16                         | 22   | 33   | 35   | 39   | 7700                                 | 0.41                              | 230                       | 0.30 $\pm 0.03$ |
| HKQ0603S3N7□-T | RoHS | 3.7                     | $\pm 0.2nH, \pm 0.3nH$ | 13       | 500                          | 16                         | 22   | 33   | 35   | 38   | 7600                                 | 0.44                              | 220                       | 0.30 $\pm 0.03$ |
| HKQ0603S3N8□-T | RoHS | 3.8                     | $\pm 0.2nH, \pm 0.3nH$ | 13       | 500                          | 16                         | 22   | 33   | 35   | 38   | 7500                                 | 0.48                              | 210                       | 0.30 $\pm 0.03$ |
| HKQ0603S3N9□-T | RoHS | 3.9                     | $\pm 0.2nH, \pm 0.3nH$ | 13       | 500                          | 16                         | 22   | 33   | 35   | 38   | 7300                                 | 0.48                              | 210                       | 0.30 $\pm 0.03$ |
| HKQ0603S4N3□-T | RoHS | 4.3                     | $\pm 0.2nH, \pm 0.3nH$ | 13       | 500                          | 16                         | 21   | 32   | 34   | 37   | 6500                                 | 0.39                              | 230                       | 0.30 $\pm 0.03$ |
| HKQ0603S4N7□-T | RoHS | 4.7                     | $\pm 0.2nH, \pm 0.3nH$ | 13       | 500                          | 16                         | 21   | 32   | 34   | 37   | 6200                                 | 0.44                              | 220                       | 0.30 $\pm 0.03$ |
| HKQ0603S5N1□-T | RoHS | 5.1                     | $\pm 0.2nH, \pm 0.3nH$ | 13       | 500                          | 16                         | 21   | 32   | 34   | 37   | 5900                                 | 0.49                              | 210                       | 0.30 $\pm 0.03$ |
| HKQ0603S5N6□-T | RoHS | 5.6                     | $\pm 0.2nH, \pm 0.3nH$ | 13       | 500                          | 16                         | 21   | 32   | 34   | 37   | 5500                                 | 0.47                              | 210                       | 0.30 $\pm 0.03$ |
| HKQ0603S6N2□-T | RoHS | 6.2                     | $\pm 0.2nH, \pm 0.3nH$ | 13       | 500                          | 16                         | 21   | 32   | 33   | 36   | 5100                                 | 0.52                              | 200                       | 0.30 $\pm 0.03$ |
| HKQ0603S6N8□-T | RoHS | 6.8                     | $\pm 3\%, \pm 5\%$     | 13       | 500                          | 16                         | 21   | 31   | 32   | 35   | 4800                                 | 0.55                              | 190                       | 0.30 $\pm 0.03$ |
| HKQ0603S7N5□-T | RoHS | 7.5                     | $\pm 3\%, \pm 5\%$     | 13       | 500                          | 16                         | 20   | 30   | 32   | 34   | 4600                                 | 0.51                              | 200                       | 0.30 $\pm 0.03$ |
| HKQ0603S8N2□-T | RoHS | 8.2                     | $\pm 3\%, \pm 5\%$     | 13       | 500                          | 16                         | 20   | 30   | 31   | 33   | 4300                                 | 0.57                              | 190                       | 0.30 $\pm 0.03$ |
| HKQ0603S9N1□-T | RoHS | 9.1                     | $\pm 3\%, \pm 5\%$     | 13       | 500                          | 16                         | 20   | 30   | 30   | 32   | 4000                                 | 0.73                              | 170                       | 0.30 $\pm 0.03$ |
| HKQ0603S10N□-T | RoHS | 10                      | $\pm 3\%, \pm 5\%$     | 13       | 500                          | 16                         | 20   | 28   | 29   | 31   | 3800                                 | 0.85                              | 160                       | 0.30 $\pm 0.03$ |
| HKQ0603S12N□-T | RoHS | 12                      | $\pm 3\%, \pm 5\%$     | 12       | 500                          | 16                         | 20   | 27   | 27   | 27   | 3300                                 | 0.85                              | 160                       | 0.30 $\pm 0.03$ |
| HKQ0603S15N□-T | RoHS | 15                      | $\pm 3\%, \pm 5\%$     | 12       | 500                          | 15                         | 19   | 24   | 24   | 23   | 2600                                 | 0.89                              | 150                       | 0.30 $\pm 0.03$ |
| HKQ0603S18N□-T | RoHS | 18                      | $\pm 3\%, \pm 5\%$     | 11       | 500                          | 15                         | 19   | 23   | 23   | 21   | 2300                                 | 1.05                              | 140                       | 0.30 $\pm 0.03$ |
| HKQ0603S22N□-T | RoHS | 22                      | $\pm 3\%, \pm 5\%$     | 10       | 500                          | 15                         | 19   | 22   | 22   | 19   | 1900                                 | 1.29                              | 130                       | 0.30 $\pm 0.03$ |

※ □ mark indicates the Inductance tolerance code.

INDUCTORS

INDUCTORS FOR HIGH FREQUENCY APPLICATIONS

▶ This catalog contains the typical specification only due to the limitation of space. When you consider the purchase of our products, please check our product specification sheets. For details of each product (characteristics graph, reliability information, precautions for use, and so on), see our website (<http://www.ty-top.com/>).

PARTS NUMBER

HKQ0603U

| Parts number   | EHS  | Nominal inductance [nH] | Inductance tolerance              | Q (min.) | LQ Measuring frequency [MHz] | Q (Typical) frequency [Hz] |      |      |      |      | Self-resonant frequency [MHz] (min.) | Resistance DC [ $\Omega$ ] (max.) | Rated current [mA] (max.) | Thickness [mm]  |
|----------------|------|-------------------------|-----------------------------------|----------|------------------------------|----------------------------|------|------|------|------|--------------------------------------|-----------------------------------|---------------------------|-----------------|
|                |      |                         |                                   |          |                              | 500M                       | 800M | 1.8G | 2.0G | 2.4G |                                      |                                   |                           |                 |
| HKQ0603U0N6□-T | RoHS | 0.6                     | $\pm 0.1nH, \pm 0.2nH, \pm 0.3nH$ | 14       | 500                          | >35                        | >47  | >75  | >80  | >88  | 10000                                | 0.06                              | 900                       | 0.30 $\pm 0.03$ |
| HKQ0603U0N7□-T | RoHS | 0.7                     | $\pm 0.1nH, \pm 0.2nH, \pm 0.3nH$ | 14       | 500                          | >35                        | >47  | >75  | >80  | >88  | 10000                                | 0.06                              | 900                       | 0.30 $\pm 0.03$ |
| HKQ0603U0N8□-T | RoHS | 0.8                     | $\pm 0.1nH, \pm 0.2nH, \pm 0.3nH$ | 14       | 500                          | >35                        | >47  | >75  | >80  | >88  | 10000                                | 0.06                              | 900                       | 0.30 $\pm 0.03$ |
| HKQ0603U0N9□-T | RoHS | 0.9                     | $\pm 0.1nH, \pm 0.2nH, \pm 0.3nH$ | 14       | 500                          | >35                        | >47  | >75  | >80  | >88  | 10000                                | 0.06                              | 900                       | 0.30 $\pm 0.03$ |
| HKQ0603U1N0□-T | RoHS | 1.0                     | $\pm 0.1nH, \pm 0.2nH, \pm 0.3nH$ | 14       | 500                          | >35                        | >47  | >75  | >80  | >88  | 10000                                | 0.07                              | 850                       | 0.30 $\pm 0.03$ |
| HKQ0603U1N1□-T | RoHS | 1.1                     | $\pm 0.1nH, \pm 0.2nH, \pm 0.3nH$ | 14       | 500                          | >35                        | >47  | >75  | >80  | >88  | 10000                                | 0.07                              | 850                       | 0.30 $\pm 0.03$ |
| HKQ0603U1N2□-T | RoHS | 1.2                     | $\pm 0.1nH, \pm 0.2nH, \pm 0.3nH$ | 14       | 500                          | 35                         | 47   | 75   | 80   | 88   | 10000                                | 0.08                              | 800                       | 0.30 $\pm 0.03$ |
| HKQ0603U1N3□-T | RoHS | 1.3                     | $\pm 0.1nH, \pm 0.2nH, \pm 0.3nH$ | 14       | 500                          | 32                         | 43   | 70   | 74   | 82   | 10000                                | 0.09                              | 760                       | 0.30 $\pm 0.03$ |
| HKQ0603U1N4□-T | RoHS | 1.4                     | $\pm 0.1nH, \pm 0.2nH, \pm 0.3nH$ | 14       | 500                          | 29                         | 39   | 63   | 67   | 75   | 10000                                | 0.12                              | 640                       | 0.30 $\pm 0.03$ |
| HKQ0603U1N5□-T | RoHS | 1.5                     | $\pm 0.1nH, \pm 0.2nH, \pm 0.3nH$ | 14       | 500                          | 27                         | 36   | 59   | 62   | 69   | 10000                                | 0.15                              | 600                       | 0.30 $\pm 0.03$ |
| HKQ0603U1N6□-T | RoHS | 1.6                     | $\pm 0.1nH, \pm 0.2nH, \pm 0.3nH$ | 14       | 500                          | 25                         | 33   | 54   | 57   | 63   | 10000                                | 0.19                              | 510                       | 0.30 $\pm 0.03$ |
| HKQ0603U1N7□-T | RoHS | 1.7                     | $\pm 0.1nH, \pm 0.2nH, \pm 0.3nH$ | 14       | 500                          | 25                         | 32   | 52   | 54   | 61   | 10000                                | 0.11                              | 680                       | 0.30 $\pm 0.03$ |
| HKQ0603U1N8□-T | RoHS | 1.8                     | $\pm 0.1nH, \pm 0.2nH, \pm 0.3nH$ | 14       | 500                          | 25                         | 32   | 51   | 53   | 59   | 10000                                | 0.12                              | 640                       | 0.30 $\pm 0.03$ |
| HKQ0603U1N9□-T | RoHS | 1.9                     | $\pm 0.1nH, \pm 0.2nH, \pm 0.3nH$ | 14       | 500                          | 24                         | 31   | 50   | 53   | 58   | 10000                                | 0.13                              | 620                       | 0.30 $\pm 0.03$ |
| HKQ0603U2N0□-T | RoHS | 2.0                     | $\pm 0.1nH, \pm 0.2nH, \pm 0.3nH$ | 14       | 500                          | 24                         | 31   | 50   | 53   | 58   | 10000                                | 0.15                              | 600                       | 0.30 $\pm 0.03$ |
| HKQ0603U2N1□-T | RoHS | 2.1                     | $\pm 0.1nH, \pm 0.2nH, \pm 0.3nH$ | 14       | 500                          | 24                         | 31   | 50   | 53   | 58   | 10000                                | 0.16                              | 550                       | 0.30 $\pm 0.03$ |
| HKQ0603U2N2□-T | RoHS | 2.2                     | $\pm 0.1nH, \pm 0.2nH, \pm 0.3nH$ | 14       | 500                          | 24                         | 31   | 50   | 53   | 58   | 10000                                | 0.20                              | 500                       | 0.30 $\pm 0.03$ |
| HKQ0603U2N3□-T | RoHS | 2.3                     | $\pm 0.1nH, \pm 0.2nH, \pm 0.3nH$ | 14       | 500                          | 24                         | 31   | 49   | 52   | 58   | 10000                                | 0.24                              | 460                       | 0.30 $\pm 0.03$ |
| HKQ0603U2N4□-T | RoHS | 2.4                     | $\pm 0.1nH, \pm 0.2nH, \pm 0.3nH$ | 14       | 500                          | 22                         | 28   | 45   | 48   | 53   | 10000                                | 0.26                              | 430                       | 0.30 $\pm 0.03$ |
| HKQ0603U2N5□-T | RoHS | 2.5                     | $\pm 0.1nH, \pm 0.2nH, \pm 0.3nH$ | 14       | 500                          | 22                         | 29   | 46   | 49   | 54   | 10000                                | 0.28                              | 415                       | 0.30 $\pm 0.03$ |
| HKQ0603U2N6□-T | RoHS | 2.6                     | $\pm 0.1nH, \pm 0.2nH, \pm 0.3nH$ | 14       | 500                          | 21                         | 27   | 44   | 46   | 51   | 10000                                | 0.30                              | 405                       | 0.30 $\pm 0.03$ |
| HKQ0603U2N7□-T | RoHS | 2.7                     | $\pm 0.1nH, \pm 0.2nH, \pm 0.3nH$ | 14       | 500                          | 20                         | 26   | 41   | 43   | 48   | 10000                                | 0.32                              | 400                       | 0.30 $\pm 0.03$ |
| HKQ0603U2N8□-T | RoHS | 2.8                     | $\pm 0.1nH, \pm 0.2nH, \pm 0.3nH$ | 14       | 500                          | 20                         | 26   | 41   | 43   | 47   | 9500                                 | 0.20                              | 500                       | 0.30 $\pm 0.03$ |
| HKQ0603U2N9□-T | RoHS | 2.9                     | $\pm 0.1nH, \pm 0.2nH, \pm 0.3nH$ | 14       | 500                          | 20                         | 26   | 41   | 43   | 47   | 9300                                 | 0.22                              | 480                       | 0.30 $\pm 0.03$ |
| HKQ0603U3N0□-T | RoHS | 3.0                     | $\pm 0.1nH, \pm 0.2nH, \pm 0.3nH$ | 14       | 500                          | 20                         | 26   | 41   | 43   | 47   | 9100                                 | 0.24                              | 460                       | 0.30 $\pm 0.03$ |
| HKQ0603U3N1□-T | RoHS | 3.1                     | $\pm 0.1nH, \pm 0.2nH, \pm 0.3nH$ | 14       | 500                          | 20                         | 26   | 41   | 43   | 47   | 8900                                 | 0.25                              | 450                       | 0.30 $\pm 0.03$ |
| HKQ0603U3N2□-T | RoHS | 3.2                     | $\pm 0.1nH, \pm 0.2nH, \pm 0.3nH$ | 14       | 500                          | 20                         | 26   | 40   | 43   | 47   | 8700                                 | 0.28                              | 415                       | 0.30 $\pm 0.03$ |
| HKQ0603U3N3□-T | RoHS | 3.3                     | $\pm 0.1nH, \pm 0.2nH, \pm 0.3nH$ | 14       | 500                          | 20                         | 26   | 40   | 43   | 47   | 8600                                 | 0.28                              | 415                       | 0.30 $\pm 0.03$ |
| HKQ0603U3N4□-T | RoHS | 3.4                     | $\pm 0.1nH, \pm 0.2nH, \pm 0.3nH$ | 14       | 500                          | 20                         | 25   | 40   | 43   | 47   | 8400                                 | 0.29                              | 410                       | 0.30 $\pm 0.03$ |
| HKQ0603U3N5□-T | RoHS | 3.5                     | $\pm 0.1nH, \pm 0.2nH, \pm 0.3nH$ | 14       | 500                          | 20                         | 25   | 40   | 42   | 46   | 8200                                 | 0.30                              | 405                       | 0.30 $\pm 0.03$ |
| HKQ0603U3N6□-T | RoHS | 3.6                     | $\pm 0.1nH, \pm 0.2nH, \pm 0.3nH$ | 14       | 500                          | 19                         | 25   | 40   | 42   | 46   | 8100                                 | 0.32                              | 400                       | 0.30 $\pm 0.03$ |
| HKQ0603U3N7□-T | RoHS | 3.7                     | $\pm 0.1nH, \pm 0.2nH, \pm 0.3nH$ | 14       | 500                          | 19                         | 25   | 40   | 42   | 46   | 8000                                 | 0.36                              | 370                       | 0.30 $\pm 0.03$ |
| HKQ0603U3N8□-T | RoHS | 3.8                     | $\pm 0.1nH, \pm 0.2nH, \pm 0.3nH$ | 14       | 500                          | 19                         | 25   | 39   | 41   | 45   | 7800                                 | 0.40                              | 355                       | 0.30 $\pm 0.03$ |
| HKQ0603U3N9□-T | RoHS | 3.9                     | $\pm 0.1nH, \pm 0.2nH, \pm 0.3nH$ | 14       | 500                          | 19                         | 25   | 39   | 41   | 45   | 7700                                 | 0.41                              | 350                       | 0.30 $\pm 0.03$ |
| HKQ0603U4N0□-T | RoHS | 4.0                     | $\pm 0.1nH, \pm 0.2nH, \pm 0.3nH$ | 14       | 500                          | 18                         | 25   | 39   | 41   | 45   | 7600                                 | 0.44                              | 335                       | 0.30 $\pm 0.03$ |
| HKQ0603U4N1□-T | RoHS | 4.1                     | $\pm 0.1nH, \pm 0.2nH, \pm 0.3nH$ | 14       | 500                          | 19                         | 25   | 39   | 41   | 45   | 7500                                 | 0.48                              | 320                       | 0.30 $\pm 0.03$ |
| HKQ0603U4N2□-T | RoHS | 4.2                     | $\pm 0.1nH, \pm 0.2nH, \pm 0.3nH$ | 14       | 500                          | 18                         | 24   | 37   | 39   | 43   | 7300                                 | 0.48                              | 320                       | 0.30 $\pm 0.03$ |
| HKQ0603U4N3□-T | RoHS | 4.3                     | $\pm 0.2nH, \pm 0.3nH$            | 14       | 500                          | 18                         | 24   | 37   | 39   | 43   | 6500                                 | 0.48                              | 320                       | 0.30 $\pm 0.03$ |
| HKQ0603U4N6□-T | RoHS | 4.6                     | $\pm 0.2nH, \pm 0.3nH$            | 14       | 500                          | 18                         | 24   | 37   | 39   | 42   | 6500                                 | 0.39                              | 360                       | 0.30 $\pm 0.03$ |
| HKQ0603U4N7□-T | RoHS | 4.7                     | $\pm 0.2nH, \pm 0.3nH$            | 14       | 500                          | 19                         | 24   | 37   | 39   | 42   | 6400                                 | 0.42                              | 350                       | 0.30 $\pm 0.03$ |
| HKQ0603U5N0□-T | RoHS | 5.0                     | $\pm 0.2nH, \pm 0.3nH$            | 14       | 500                          | 19                         | 24   | 37   | 39   | 42   | 6200                                 | 0.44                              | 335                       | 0.30 $\pm 0.03$ |
| HKQ0603U5N1□-T | RoHS | 5.1                     | $\pm 0.2nH, \pm 0.3nH$            | 14       | 500                          | 19                         | 24   | 37   | 39   | 42   | 6100                                 | 0.45                              | 330                       | 0.30 $\pm 0.03$ |
| HKQ0603U5N4□-T | RoHS | 5.4                     | $\pm 0.2nH, \pm 0.3nH$            | 14       | 500                          | 18                         | 24   | 36   | 38   | 42   | 5900                                 | 0.49                              | 315                       | 0.30 $\pm 0.03$ |
| HKQ0603U5N6□-T | RoHS | 5.6                     | $\pm 0.2nH, \pm 0.3nH$            | 14       | 500                          | 18                         | 24   | 36   | 37   | 41   | 5500                                 | 0.47                              | 325                       | 0.30 $\pm 0.03$ |
| HKQ0603U5N9□-T | RoHS | 5.9                     | $\pm 0.2nH, \pm 0.3nH$            | 14       | 500                          | 18                         | 23   | 35   | 36   | 39   | 5500                                 | 0.47                              | 325                       | 0.30 $\pm 0.03$ |
| HKQ0603U6N2□-T | RoHS | 6.2                     | $\pm 0.2nH, \pm 0.3nH$            | 14       | 500                          | 18                         | 23   | 35   | 36   | 39   | 5100                                 | 0.52                              | 305                       | 0.30 $\pm 0.03$ |
| HKQ0603U6N5□-T | RoHS | 6.5                     | $\pm 0.2nH, \pm 0.3nH$            | 14       | 500                          | 18                         | 23   | 35   | 36   | 39   | 5100                                 | 0.52                              | 305                       | 0.30 $\pm 0.03$ |
| HKQ0603U6N8□-T | RoHS | 6.8                     | $\pm 3\%, \pm 5\%$                | 14       | 500                          | 18                         | 23   | 35   | 36   | 39   | 4800                                 | 0.55                              | 305                       | 0.30 $\pm 0.03$ |
| HKQ0603U7N1□-T | RoHS | 7.1                     | $\pm 3\%, \pm 5\%$                | 14       | 500                          | 18                         | 23   | 35   | 36   | 39   | 4800                                 | 0.55                              | 305                       | 0.30 $\pm 0.03$ |
| HKQ0603U7N5□-T | RoHS | 7.5                     | $\pm 3\%, \pm 5\%$                | 14       | 500                          | 18                         | 23   | 34   | 35   | 38   | 4600                                 | 0.55                              | 305                       | 0.30 $\pm 0.03$ |
| HKQ0603U7N8□-T | RoHS | 7.8                     | $\pm 3\%, \pm 5\%$                | 14       | 500                          | 17                         | 22   | 33   | 34   | 36   | 4600                                 | 0.51                              | 310                       | 0.30 $\pm 0.03$ |
| HKQ0603U8N2□-T | RoHS | 8.2                     | $\pm 3\%, \pm 5\%$                | 14       | 500                          | 17                         | 22   | 33   | 34   | 36   | 4300                                 | 0.57                              | 290                       | 0.30 $\pm 0.03$ |
| HKQ0603U8N5□-T | RoHS | 8.5                     | $\pm 3\%, \pm 5\%$                | 14       | 500                          | 17                         | 22   | 33   | 34   | 36   | 4300                                 | 0.57                              | 290                       | 0.30 $\pm 0.03$ |
| HKQ0603U9N1□-T | RoHS | 9.1                     | $\pm 3\%, \pm 5\%$                | 14       | 500                          | 17                         | 22   | 33   | 34   | 36   | 4000                                 | 0.65                              | 270                       | 0.30 $\pm 0.03$ |
| HKQ0603U9N4□-T | RoHS | 9.4                     | $\pm 3\%, \pm 5\%$                | 14       | 500                          | 17                         | 22   | 33   | 34   | 36   | 4000                                 | 0.73                              | 250                       | 0.30 $\pm 0.03$ |
| HKQ0603U10N□-T | RoHS | 10                      | $\pm 3\%, \pm 5\%$                | 14       | 500                          | 17                         | 22   | 33   | 34   | 36   | 3800                                 | 0.85                              | 230                       | 0.30 $\pm 0.03$ |
| HKQ0603U12N□-T | RoHS | 12                      | $\pm 3\%, \pm 5\%$                | 14       | 500                          | 17                         | 22   | 31   | 32   | 33   | 3300                                 | 0.85                              | 230                       | 0.30 $\pm 0.03$ |
| HKQ0603U15N□-T | RoHS | 15                      | $\pm 3\%, \pm 5\%$                | 14       | 500                          | 17                         | 21   | 28   | 29   | 29   | 2600                                 | 0.89                              | 220                       | 0.30 $\pm 0.03$ |
| HKQ0603U18N□-T | RoHS | 18                      | $\pm 3\%, \pm 5\%$                | 14       | 500                          | 16                         | 21   | 26   | 26   | 25   | 2300                                 | 1.05                              | 205                       | 0.30 $\pm 0.03$ |
| HKQ0603U22N□-T | RoHS | 22                      | $\pm 3\%, \pm 5\%$                | 14       | 500                          | 16                         | 21   | 26   | 26   | 24   | 1900                                 | 1.29                              | 190                       | 0.30 $\pm 0.03$ |

※ □ mark indicates the Inductance tolerance code.

▶ This catalog contains the typical specification only due to the limitation of space. When you consider the purchase of our products, please check our product specification sheets. For details of each product (characteristics graph, reliability information, precautions for use, and so on), see our website (<http://www.ty-top.com/>).

■ PARTS NUMBER

● AQ 105

| Parts number  | EHS  | Nominal inductance [nH] | Inductance tolerance ※) | Q (min.) | LQ Measuring frequency [MHz] | Q (Typical) frequency [MHz] |     |     |      |      | Self-resonant frequency [MHz] |         | Resistance DC [Ω] |        | Rated current [mA] (max.) |           | Thickness [mm] |
|---------------|------|-------------------------|-------------------------|----------|------------------------------|-----------------------------|-----|-----|------|------|-------------------------------|---------|-------------------|--------|---------------------------|-----------|----------------|
|               |      |                         |                         |          |                              | 300                         | 800 | 900 | 1500 | 1800 | (min.)                        | (typ.)  | (max.)            | (typ.) | -55~+125°C                | -55~+85°C |                |
| AQ 105 1N0□-T | RoHS | 1.0                     | ±0.3nH                  | 8        | 100                          | 53                          | 129 | 147 | 217  | 244  | 10000                         | > 13000 | 0.07              | 0.014  | 710                       | 930       | 0.50 ±0.05     |
| AQ 105 1N2□-T | RoHS | 1.2                     | ±0.3nH                  | 8        | 100                          | 45                          | 97  | 110 | 156  | 177  | 10000                         | > 13000 | 0.07              | 0.016  | 710                       | 930       | 0.50 ±0.05     |
| AQ 105 1N5□-T | RoHS | 1.5                     | ±0.3nH                  | 8        | 100                          | 35                          | 69  | 76  | 104  | 116  | 8000                          | > 13000 | 0.07              | 0.030  | 710                       | 930       | 0.50 ±0.05     |
| AQ 105 1N8□-T | RoHS | 1.8                     | ±0.3nH                  | 8        | 100                          | 32                          | 61  | 66  | 92   | 100  | 6000                          | 11000   | 0.07              | 0.035  | 710                       | 930       | 0.50 ±0.05     |
| AQ 105 2N0□-T | RoHS | 2.0                     | ±0.3nH                  | 8        | 100                          | 38                          | 68  | 73  | 94   | 103  | 6000                          | 10500   | 0.08              | 0.035  | 660                       | 870       | 0.50 ±0.05     |
| AQ 105 2N2□-T | RoHS | 2.2                     | ±0.3nH                  | 8        | 100                          | 37                          | 67  | 71  | 92   | 101  | 6000                          | 10000   | 0.08              | 0.040  | 660                       | 870       | 0.50 ±0.05     |
| AQ 105 2N4□-T | RoHS | 2.4                     | ±0.3nH                  | 8        | 100                          | 34                          | 54  | 59  | 74   | 86   | 6000                          | 9600    | 0.09              | 0.050  | 630                       | 820       | 0.50 ±0.05     |
| AQ 105 2N7□-T | RoHS | 2.7                     | ±0.3nH                  | 8        | 100                          | 30                          | 49  | 52  | 67   | 73   | 6000                          | 9200    | 0.09              | 0.060  | 630                       | 820       | 0.50 ±0.05     |
| AQ 105 3N0□-T | RoHS | 3.0                     | ±0.3nH                  | 8        | 100                          | 31                          | 51  | 54  | 70   | 76   | 6000                          | 8700    | 0.11              | 0.070  | 570                       | 740       | 0.50 ±0.05     |
| AQ 105 3N3□-T | RoHS | 3.3                     | ±0.3nH                  | 8        | 100                          | 32                          | 54  | 57  | 72   | 79   | 6000                          | 8300    | 0.12              | 0.075  | 540                       | 710       | 0.50 ±0.05     |
| AQ 105 3N6□-T | RoHS | 3.6                     | ±0.3nH                  | 8        | 100                          | 33                          | 53  | 56  | 71   | 77   | 5000                          | 7800    | 0.14              | 0.080  | 500                       | 650       | 0.50 ±0.05     |
| AQ 105 3N9□-T | RoHS | 3.9                     | ±0.3nH                  | 8        | 100                          | 34                          | 53  | 56  | 70   | 76   | 4000                          | 7300    | 0.15              | 0.085  | 490                       | 630       | 0.50 ±0.05     |
| AQ 105 4N3□-T | RoHS | 4.3                     | ±0.3nH                  | 8        | 100                          | 29                          | 47  | 50  | 64   | 71   | 4000                          | 6900    | 0.16              | 0.090  | 470                       | 610       | 0.50 ±0.05     |
| AQ 105 4N7□-T | RoHS | 4.7                     | ±0.3nH                  | 8        | 100                          | 30                          | 48  | 51  | 65   | 72   | 4000                          | 6400    | 0.17              | 0.095  | 450                       | 590       | 0.50 ±0.05     |
| AQ 105 5N1□-T | RoHS | 5.1                     | ±0.3nH                  | 8        | 100                          | 30                          | 48  | 51  | 64   | 71   | 4000                          | 6300    | 0.19              | 0.110  | 430                       | 560       | 0.50 ±0.05     |
| AQ 105 5N6□-T | RoHS | 5.6                     | ±0.3nH                  | 8        | 100                          | 30                          | 48  | 51  | 65   | 71   | 4000                          | 6200    | 0.20              | 0.120  | 420                       | 550       | 0.50 ±0.05     |
| AQ 105 6N2□-T | RoHS | 6.2                     | ±0.3nH                  | 8        | 100                          | 31                          | 49  | 52  | 66   | 72   | 3900                          | 6100    | 0.22              | 0.130  | 400                       | 520       | 0.50 ±0.05     |
| AQ 105 6N8□-T | RoHS | 6.8                     | ±5%                     | 8        | 100                          | 28                          | 44  | 49  | 59   | 64   | 3900                          | 6000    | 0.23              | 0.130  | 390                       | 510       | 0.50 ±0.05     |
| AQ 105 7N5□-T | RoHS | 7.5                     | ±5%                     | 8        | 100                          | 28                          | 45  | 50  | 60   | 65   | 3700                          | 5500    | 0.25              | 0.135  | 370                       | 490       | 0.50 ±0.05     |
| AQ 105 8N2□-T | RoHS | 8.2                     | ±5%                     | 8        | 100                          | 29                          | 46  | 50  | 62   | 66   | 3600                          | 5000    | 0.27              | 0.140  | 360                       | 470       | 0.50 ±0.05     |
| AQ 105 9N1□-T | RoHS | 9.1                     | ±5%                     | 8        | 100                          | 29                          | 45  | 49  | 59   | 62   | 3400                          | 4800    | 0.29              | 0.150  | 350                       | 450       | 0.50 ±0.05     |
| AQ 105 10N□-T | RoHS | 10                      | ±5%                     | 8        | 100                          | 28                          | 45  | 48  | 57   | 60   | 3200                          | 4500    | 0.31              | 0.165  | 330                       | 440       | 0.50 ±0.05     |
| AQ 105 12N□-T | RoHS | 12                      | ±5%                     | 8        | 100                          | 26                          | 40  | 45  | 51   | 52   | 2700                          | 4300    | 0.39              | 0.165  | 300                       | 390       | 0.50 ±0.05     |
| AQ 105 15N□-T | RoHS | 15                      | ±5%                     | 8        | 100                          | 25                          | 38  | 42  | 49   | 51   | 2300                          | 4100    | 0.45              | 0.190  | 280                       | 360       | 0.50 ±0.05     |

※ □ mark indicates the Inductance tolerance code. Please refer for the inductance tolerance except the above.

INDUCTORS

INDUCTORS FOR HIGH FREQUENCY APPLICATIONS

▶ This catalog contains the typical specification only due to the limitation of space. When you consider the purchase of our products, please check our product specification sheets. For details of each product (characteristics graph, reliability information, precautions for use, and so on), see our website (<http://www.ty-top.com/>).

## Multilayer chip inductors

Multilayer chip inductors for high frequency, Multilayer chip bead inductors

Multilayer common mode choke coils (MC series F type)

Metal Multilayer Chip Power Inductors (MCOIL™ MC series)

### PACKAGING

#### ① Minimum Quantity

##### ● Tape & Reel Packaging

| Type           | Thickness<br>mm (inch) | Standard Quantity [pcs] |               |
|----------------|------------------------|-------------------------|---------------|
|                |                        | Paper Tape              | Embossed Tape |
| CK1608(0603)   | 0.8 (0.031)            | 4000                    | —             |
| CK2125(0805)   | 0.85(0.033)            | 4000                    | —             |
|                | 1.25(0.049)            | —                       | 2000          |
| CKS2125(0805)  | 0.85(0.033)            | 4000                    | —             |
|                | 1.25(0.049)            | —                       | 2000          |
| CKP1608(0603)  | 0.8 (0.031)            | 4000                    | —             |
| CKP2012(0805)  | 0.9 (0.035)            | —                       | 3000          |
| CKP2016(0806)  | 0.9 (0.035)            | —                       | 3000          |
| CKP2520(1008)  | 0.7 (0.028)            | —                       | 3000          |
|                | 0.9 (0.035)            | —                       | 3000          |
|                | 1.1 (0.043)            | —                       | 2000          |
| LK1005(0402)   | 0.5 (0.020)            | 10000                   | —             |
| LK1608(0603)   | 0.8 (0.031)            | 4000                    | —             |
| LK2125(0805)   | 0.85(0.033)            | 4000                    | —             |
|                | 1.25(0.049)            | —                       | 2000          |
| HK0603(0201)   | 0.3 (0.012)            | 15000                   | —             |
| HK1005(0402)   | 0.5 (0.020)            | 10000                   | —             |
| HK1608(0603)   | 0.8 (0.031)            | 4000                    | —             |
| HK2125(0805)   | 0.85(0.033)            | —                       | 4000          |
|                | 1.0 (0.039)            | —                       | 3000          |
| HKQ0603S(0201) | 0.3 (0.012)            | 15000                   | —             |
| HKQ0603U(0201) | 0.3 (0.012)            | 15000                   | —             |
| AQ105(0402)    | 0.5 (0.020)            | 10000                   | —             |
| BK0603(0201)   | 0.3 (0.012)            | 15000                   | —             |
| BK1005(0402)   | 0.5 (0.020)            | 10000                   | —             |
| BKH0603(0201)  | 0.3 (0.012)            | 15000                   | —             |
| BKH1005(0402)  | 0.5 (0.020)            | 10000                   | —             |
| BK1608(0603)   | 0.8 (0.031)            | 4000                    | —             |
| BK2125(0805)   | 0.85(0.033)            | 4000                    | —             |
|                | 1.25(0.049)            | —                       | 2000          |
| BK2010(0804)   | 0.45(0.018)            | 4000                    | —             |
| BK3216(1206)   | 0.8 (0.031)            | —                       | 4000          |
| BKP0603(0201)  | 0.3 (0.012)            | 15000                   | —             |
| BKP1005(0402)  | 0.5 (0.020)            | 10000                   | —             |
| BKP1608(0603)  | 0.8 (0.031)            | 4000                    | —             |
| BKP2125(0805)  | 0.85(0.033)            | 4000                    | —             |
| MCF0605(0202)  | 0.3 (0.012)            | 15000                   | —             |
| MCF0806(0302)  | 0.4 (0.016)            | —                       | 10000         |
| MCF1210(0504)  | 0.55(0.022)            | —                       | 5000          |
| MCF2010(0804)  | 0.45(0.018)            | —                       | 4000          |
| MCEE1005(0402) | 0.55(0.022)            | 10000                   | —             |
| MCEK1210(0504) | 0.5 (0.020)            | 5000                    | —             |
| MCFK1608(0603) | 0.6 (0.024)            | 4000                    | —             |
| MCFE1608(0603) | 0.65(0.026)            | 4000                    | —             |
| MCHK1608(0603) | 0.8 (0.031)            | 4000                    | —             |
| MCKK1608(0603) | 1.0 (0.039)            | —                       | 3000          |
| MCHK2012(0806) | 0.8 (0.031)            | 4000                    | —             |
| MCKK2012(0805) | 1.0 (0.039)            | —                       | 3000          |

► This catalog contains the typical specification only due to the limitation of space. When you consider the purchase of our products, please check our specification. For details of each product (characteristics graph, reliability information, precautions for use, and so on), see our Web site (<http://www.ty-top.com/>).

## ② Taping material

### ● Card board carrier tape



|     |      |
|-----|------|
| CK  | 1608 |
| CKP | 1608 |
| CK  | 2125 |
| CKS | 2125 |
| LK  | 1005 |
| LK  | 1608 |
| LK  | 2125 |
| HK  | 0603 |
| HK  | 1005 |
| HK  | 1608 |
| HKQ | 0603 |
| AQ  | 105  |

|     |      |
|-----|------|
| BK  | 0603 |
| BK  | 1005 |
| BK  | 1608 |
| BK  | 2125 |
| BK  | 2010 |
| BKP | 0603 |
| BKP | 1005 |
| BKP | 1608 |
| BKP | 2125 |
| BKH | 0603 |
| BKH | 1005 |
| MCF | 0605 |
| MC  | 1005 |
| MC  | 1210 |
| MC  | 1608 |
| MC  | 2012 |



### ● Embossed Tape



|     |      |
|-----|------|
| CK  | 2125 |
| CKS | 2125 |
| CKP | 2012 |
| CKP | 2016 |
| CKP | 2520 |
| LK  | 2125 |
| HK  | 2125 |

|     |      |
|-----|------|
| BK  | 2125 |
| BK  | 3216 |
| MCF | 0806 |
| MCF | 1210 |
| MCF | 2010 |
| MC  | 1608 |
| MC  | 2012 |



## ③ Taping Dimensions

### ● Paper tape (8mm wide)

Unit: mm (inch)



▶ This catalog contains the typical specification only due to the limitation of space. When you consider the purchase of our products, please check our specification. For details of each product (characteristics graph, reliability information, precautions for use, and so on), see our Web site (<http://www.ty-top.com/>).

| Type           | Thickness<br>mm (inch) | Chip cavity                |                            | Insertion Pitch           | Tape Thickness        |
|----------------|------------------------|----------------------------|----------------------------|---------------------------|-----------------------|
|                |                        | A                          | B                          | F                         | T                     |
| CK1608(0603)   | 0.8 (0.031)            | 1.0±0.2<br>(0.039±0.008)   | 1.8±0.2<br>(0.071±0.008)   | 4.0±0.1<br>(0.157±0.004)  | 1.1max<br>(0.043max)  |
| CK2125(0805)   | 0.85(0.033)            | 1.5±0.2<br>(0.059±0.008)   | 2.3±0.2<br>(0.091±0.008)   | 4.0±0.1<br>(0.157±0.004)  | 1.1max<br>(0.043max)  |
| CKS2125(0805)  | 0.85(0.033)            | 1.5±0.2<br>(0.059±0.008)   | 2.3±0.2<br>(0.091±0.008)   | 4.0±0.1<br>(0.157±0.004)  | 1.1max<br>(0.043max)  |
| CKP1608(0603)  | 0.8 (0.031)            | 1.0±0.2<br>(0.039±0.008)   | 1.8±0.2<br>(0.071±0.008)   | 4.0±0.1<br>(0.157±0.004)  | 1.1max<br>(0.043max)  |
| LK1005(0402)   | 0.5 (0.020)            | 0.65±0.1<br>(0.026±0.004)  | 1.15±0.1<br>(0.045±0.004)  | 2.0±0.05<br>(0.079±0.002) | 0.8max<br>(0.031max)  |
| LK1608(0603)   | 0.8 (0.031)            | 1.0±0.2<br>(0.039±0.008)   | 1.8±0.2<br>(0.071±0.008)   | 4.0±0.1<br>(0.157±0.004)  | 1.1max<br>(0.043max)  |
| LK2125(0805)   | 0.85(0.033)            | 1.5±0.2<br>(0.059±0.008)   | 2.3±0.2<br>(0.091±0.008)   | 4.0±0.1<br>(0.157±0.004)  | 1.1max<br>(0.043max)  |
| HK0603(0201)   | 0.3 (0.012)            | 0.40±0.06<br>(0.016±0.002) | 0.70±0.06<br>(0.028±0.002) | 2.0±0.05<br>(0.079±0.002) | 0.45max<br>(0.018max) |
| HK1005(0402)   | 0.5 (0.020)            | 0.65±0.1<br>(0.026±0.004)  | 1.15±0.1<br>(0.045±0.004)  | 2.0±0.05<br>(0.079±0.002) | 0.8max<br>(0.031max)  |
| HK1608(0603)   | 0.8 (0.031)            | 1.0±0.2<br>(0.039±0.008)   | 1.8±0.2<br>(0.071±0.008)   | 4.0±0.1<br>(0.157±0.004)  | 1.1max<br>(0.043max)  |
| HKQ0603S(0201) | 0.3 (0.012)            | 0.40±0.06<br>(0.016±0.002) | 0.70±0.06<br>(0.028±0.002) | 2.0±0.05<br>(0.079±0.002) | 0.45max<br>(0.018max) |
| HKQ0603U(0201) | 0.3 (0.012)            | 0.40±0.06<br>(0.016±0.002) | 0.70±0.06<br>(0.028±0.002) | 2.0±0.05<br>(0.079±0.002) | 0.45max<br>(0.018max) |
| AQ105(0402)    | 0.5 (0.020)            | 0.75±0.1<br>(0.030±0.004)  | 1.15±0.1<br>(0.045±0.004)  | 2.0±0.05<br>(0.079±0.002) | 0.8max<br>(0.031max)  |
| BK0603(0201)   | 0.3 (0.012)            | 0.40±0.06<br>(0.016±0.002) | 0.70±0.06<br>(0.028±0.002) | 2.0±0.05<br>(0.079±0.002) | 0.45max<br>(0.018max) |
| BK1005(0402)   | 0.5 (0.020)            | 0.65±0.1<br>(0.026±0.004)  | 1.15±0.1<br>(0.045±0.004)  | 2.0±0.05<br>(0.079±0.002) | 0.8max<br>(0.031max)  |
| BK1608(0603)   | 0.8 (0.031)            | 1.0±0.2<br>(0.039±0.008)   | 1.8±0.2<br>(0.071±0.008)   | 4.0±0.1<br>(0.157±0.004)  | 1.1max<br>(0.043max)  |
| BK2125(0805)   | 0.85(0.033)            | 1.5±0.2<br>(0.059±0.008)   | 2.3±0.2<br>(0.091±0.008)   | 4.0±0.1<br>(0.157±0.004)  | 1.1max<br>(0.043max)  |
| BK2010(0804)   | 0.45(0.018)            | 1.2±0.1<br>(0.047±0.004)   | 2.17±0.1<br>(0.085±0.004)  | 4.0±0.1<br>(0.157±0.004)  | 0.8max<br>(0.031max)  |
| BKP0603(0201)  | 0.3 (0.012)            | 0.40±0.06<br>(0.016±0.002) | 0.70±0.06<br>(0.028±0.002) | 2.0±0.05<br>(0.079±0.002) | 0.45max<br>(0.018max) |
| BKP1005(0402)  | 0.5 (0.020)            | 0.65±0.1<br>(0.026±0.004)  | 1.15±0.1<br>(0.045±0.004)  | 2.0±0.05<br>(0.079±0.002) | 0.8max<br>(0.031max)  |
| BKP1608(0603)  | 0.8 (0.031)            | 1.0±0.2<br>(0.039±0.008)   | 1.8±0.2<br>(0.071±0.008)   | 4.0±0.1<br>(0.157±0.004)  | 1.1max<br>(0.043max)  |
| BKP2125(0805)  | 0.85(0.033)            | 1.5±0.2<br>(0.059±0.008)   | 2.3±0.2<br>(0.091±0.008)   | 4.0±0.1<br>(0.157±0.004)  | 1.1max<br>(0.043max)  |
| BKH0603(0201)  | 0.3 (0.012)            | 0.40±0.06<br>(0.016±0.002) | 0.70±0.06<br>(0.028±0.002) | 2.0±0.05<br>(0.079±0.002) | 0.45max<br>(0.018max) |
| BKH1005(0402)  | 0.5 (0.020)            | 0.65±0.1<br>(0.026±0.004)  | 1.15±0.1<br>(0.045±0.004)  | 2.0±0.05<br>(0.079±0.002) | 0.8max<br>(0.031max)  |
| MCF0605(0202)  | 0.3 (0.012)            | 0.62±0.03<br>(0.024±0.001) | 0.77±0.03<br>(0.030±0.001) | 2.0±0.05<br>(0.079±0.002) | 0.45max<br>(0.018max) |
| MCFK1608(0603) | 0.6 (0.024)            | 1.1±0.05<br>(0.043±0.002)  | 1.9±0.05<br>(0.075±0.002)  | 4.0±0.1<br>(0.157±0.004)  | 0.72max<br>(0.028max) |
| MCEE1005(0402) | 0.55(0.021)            | 0.8±0.05<br>(0.031±0.002)  | 1.3±0.05<br>(0.051±0.002)  | 2.0±0.05<br>(0.079±0.002) | 0.64max<br>(0.025max) |
| MCEK1210(0504) | 0.5 (0.020)            | 1.3±0.1<br>(0.051±0.004)   | 1.55±0.1<br>(0.061±0.004)  | 4.0±0.1<br>(0.157±0.004)  | 0.64max<br>(0.025max) |
| MCFK1608(0603) | 0.6 (0.024)            | 1.1±0.05<br>(0.043±0.002)  | 1.9±0.05<br>(0.075±0.002)  | 4.0±0.1<br>(0.157±0.004)  | 0.72max<br>(0.028max) |
| MCFE1608(0603) | 0.65(0.026)            | 1.1±0.05<br>(0.043±0.002)  | 1.9±0.05<br>(0.075±0.002)  | 4.0±0.1<br>(0.157±0.004)  | 0.72max<br>(0.028max) |
| MCHK1608(0603) | 0.8 (0.031)            | 1.2±0.05<br>(0.047±0.002)  | 2.0±0.05<br>(0.079±0.002)  | 4.0±0.1<br>(0.157±0.004)  | 0.9max<br>(0.035max)  |
| MCHK2012(0805) | 0.8 (0.031)            | 1.65±0.1<br>(0.065±0.004)  | 2.4±0.1<br>(0.094±0.004)   | 4.0±0.1<br>(0.157±0.004)  | 0.9max<br>(0.035max)  |

Unit : mm (inch)



● Embossed Tape (8mm wide)



| Type           | Thickness<br>mm (inch) | Chip cavity                    |                                | Insertion Pitch               | Tape Thickness  |                 |
|----------------|------------------------|--------------------------------|--------------------------------|-------------------------------|-----------------|-----------------|
|                |                        | A                              | B                              | F                             | K               | T               |
| CK2125(0805)   | 1.25 (0.049)           | 1.5 ± 0.2<br>(0.059 ± 0.008)   | 2.3 ± 0.2<br>(0.091 ± 0.008)   | 4.0 ± 0.1<br>(0.157 ± 0.004)  | 2.0<br>(0.079)  | 0.3<br>(0.012)  |
| CKS2125(0805)  | 1.25 (0.049)           | 1.5 ± 0.2<br>(0.059 ± 0.008)   | 2.3 ± 0.2<br>(0.091 ± 0.008)   | 4.0 ± 0.1<br>(0.157 ± 0.004)  | 2.0<br>(0.079)  | 0.3<br>(0.012)  |
| CKP2012(0805)  | 0.9 (0.035)            | 1.55 ± 0.2<br>(0.061 ± 0.008)  | 2.3 ± 0.2<br>(0.091 ± 0.008)   | 4.0 ± 0.1<br>(0.157 ± 0.004)  | 1.3<br>(0.051)  | 0.3<br>(0.012)  |
| CKP2016(0806)  | 0.9 (0.035)            | 1.8 ± 0.1<br>(0.071 ± 0.004)   | 2.2 ± 0.1<br>(0.087 ± 0.004)   | 4.0 ± 0.1<br>(0.157 ± 0.004)  | 1.3<br>(0.051)  | 0.25<br>(0.01)  |
| CKP2520(1008)  | 0.7 (0.028)            | 2.3 ± 0.1<br>(0.091 ± 0.004)   | 2.8 ± 0.1<br>(0.110 ± 0.004)   | 4.0 ± 0.1<br>(0.157 ± 0.004)  | 1.4<br>(0.055)  | 0.3<br>(0.012)  |
|                | 0.9 (0.035)            |                                |                                |                               | 1.4<br>(0.055)  |                 |
|                | 1.1 (0.043)            |                                |                                |                               | 1.7<br>(0.067)  |                 |
|                | 1.1 (0.043)            |                                |                                |                               | 1.7<br>(0.067)  |                 |
| LK2125(0805)   | 1.25 (0.049)           | 1.5 ± 0.2<br>(0.059 ± 0.008)   | 2.3 ± 0.2<br>(0.091 ± 0.008)   | 4.0 ± 0.1<br>(0.157 ± 0.004)  | 2.0<br>(0.079)  | 0.3<br>(0.012)  |
| HK2125(0805)   | 0.85 (0.033)           | 1.5 ± 0.2<br>(0.059 ± 0.008)   | 2.3 ± 0.2<br>(0.091 ± 0.008)   | 4.0 ± 0.1<br>(0.157 ± 0.004)  | 1.5<br>(0.059)  | 0.3<br>(0.012)  |
|                | 1.0 (0.039)            |                                |                                |                               | 2.0<br>(0.079)  |                 |
| BK2125(0805)   | 1.25 (0.049)           | 1.5 ± 0.2<br>(0.059 ± 0.008)   | 2.3 ± 0.2<br>(0.091 ± 0.008)   | 4.0 ± 0.1<br>(0.157 ± 0.004)  | 2.0<br>(0.079)  | 0.3<br>(0.012)  |
| BK3216(1206)   | 0.8 (0.031)            | 1.9 ± 0.1<br>(0.075 ± 0.004)   | 3.5 ± 0.1<br>(0.138 ± 0.004)   | 4.0 ± 0.1<br>(0.157 ± 0.004)  | 1.4<br>(0.055)  | 0.3<br>(0.012)  |
| MCF0806(0302)  | 0.4 (0.016)            | 0.75 ± 0.05<br>(0.030 ± 0.002) | 0.95 ± 0.05<br>(0.037 ± 0.002) | 2.0 ± 0.05<br>(0.079 ± 0.002) | 0.55<br>(0.022) | 0.3<br>(0.012)  |
| MCF1210(0504)  | 0.55 (0.022)           | 1.15 ± 0.05<br>(0.045 ± 0.002) | 1.40 ± 0.05<br>(0.055 ± 0.002) | 4.0 ± 0.1<br>(0.157 ± 0.004)  | 0.65<br>(0.026) | 0.3<br>(0.012)  |
| MCF2010(0804)  | 0.45 (0.018)           | 1.1 ± 0.1<br>(0.043 ± 0.004)   | 2.3 ± 0.1<br>(0.091 ± 0.004)   | 4.0 ± 0.1<br>(0.157 ± 0.004)  | 0.85<br>(0.033) | 0.3<br>(0.012)  |
| MCKK1608(0603) | 1.0 (0.039)            | 1.1 ± 0.1<br>(0.043 ± 0.004)   | 1.95 ± 0.1<br>(± 0.004)        | 4.0 ± 0.1<br>(0.157 ± 0.004)  | 1.4<br>(0.055)  | 0.25<br>(0.01)  |
| MCKK2012(0805) | 1.0 (0.039)            | 1.55 ± 0.1<br>(0.061 ± 0.004)  | 2.35 ± 0.1<br>(0.093 ± 0.004)  | 4.0 ± 0.1<br>(0.157 ± 0.004)  | 1.35<br>(0.053) | 0.25<br>(0.010) |

Unit : mm (inch)

④ LEADER AND BLANK PORTION



▶ This catalog contains the typical specification only due to the limitation of space. When you consider the purchase of our products, please check our specification. For details of each product (characteristics graph, reliability information, precautions for use, and so on), see our Web site (<http://www.ty-top.com/>).

⑤ Reel Size



| A                  | B                 | C                   | D                   | E             | R   |
|--------------------|-------------------|---------------------|---------------------|---------------|-----|
| $\phi 178 \pm 2.0$ | $\phi 50$ or more | $\phi 13.0 \pm 0.2$ | $\phi 21.0 \pm 0.8$ | $2.0 \pm 0.5$ | 1.0 |

|                | t       | W            |
|----------------|---------|--------------|
| 4mm width tape | 1.5max. | $5 \pm 1.0$  |
| 8mm width tape | 2.5max. | $10 \pm 1.5$ |

(Unit : mm)

⑥ Top tape strength

The top tape requires a peel-off force of 0.1~0.7N in the direction of the arrow as illustrated below.



## Multilayer chip inductors

Multilayer chip inductors for high frequency, Multilayer chip bead inductors

Multilayer common mode choke coils (MC series F type)

Metal Multilayer Chip Power Inductors (MCOIL™ MC series)

### RELIABILITY DATA

| 1. Operating Temperature Range |   |   |
|--------------------------------|---|---|
| Specified Value                | BK series   | -55 ~ +125°C  |
|                                | BKH series  |   |
|                                | BKP series  | -55 ~ +85°C   |
|                                | MCF series  | -40 ~ +85°C   |
|                                | CK series   | -40 ~ +85°C   |
|                                | CKS series  |   |
|                                | CKP series  |   |
|                                | LK series   |   |
|                                | HK0603, HK1005  | -55 ~ +125°C  |
|                                | HK1608, HK2125  | -40 ~ +85°C   |
|                                | HKQ0603   | -55 ~ +125°C  |
|                                | AQ105   |   |
|                                | MCOIL™ MC series  | -40 ~ +125°C (Including self-generated heat)  |
| 2. Storage Temperature Range   |   |   |
| Specified Value                | BK series   | -55 ~ +125°C  |
|                                | BKH series  |   |
|                                | BKP series  | -55 ~ +85°C   |
|                                | MCF series  | -40 ~ +85°C   |
|                                | CK series   | -40 ~ +85°C   |
|                                | CKS series  |   |
|                                | CKP series  |   |
|                                | LK series   |   |
|                                | HK0603, HK1005  | -55 ~ +125°C  |
|                                | HK1608, HK2125  | -40 ~ +85°C   |
|                                | HKQ0603   | -55 ~ +125°C  |
|                                | AQ105   |   |
|                                | MCOIL™ MC series  | -40 ~ +85°C   |
| 3. Rated Current               |   |   |
| Specified Value                | BK series   | The temperature of the element is increased within 20°C.  |
|                                | BKH series  |   |
|                                | BKP series  | The temperature of the element is increased within 40°C   |
|                                | MCF series  | Refer to each specification.  |
|                                | CK series   | The temperature of the element is increased within 20°C.  |
|                                | CKS series  |   |
|                                | CKP series  |   |
|                                | LK series   | The decreasing-rate of inductance value is within 5 %   |
|                                | HK0603, HK1005  | The decreasing-rate of inductance value is within 5 %, or the temperature of the element is increased within 20°C |
|                                | HK1608, HK2125  |   |
|                                | HKQ0603   |   |
|                                | AQ105   |   |
|                                | MCOIL™ MC series  |   |
|                                | Idc1: The decreasing-rate of inductance value is within 30 %<br>Idc2: The temperature of the element is increased within 40°C |   |

► This catalog contains the typical specification only due to the limitation of space. When you consider the purchase of our products, please check our specification.  
For details of each product (characteristics graph, reliability information, precautions for use, and so on), see our Web site (<http://www.ty-top.com/>).

| 4. Impedance             |  |                              |
|--------------------------|--|------------------------------|
| Specified Value          | BK series  | Refer to each specification. |
|                          | BKH series   |                              |
|                          | BKP series   |                              |
|                          | MCF series   |                              |
| Test Methods and Remarks | BK0603Series, BKP0603Series, BKH Series<br>Measuring frequency : 100±1MHz<br>Measuring equipment : 4991A (or its equivalent)<br>Measuring jig : 16193A (or its equivalent)   |                              |
|                          | BK1005Series, BKP1005Series, BKH1005Series<br>Measuring frequency : 100±1MHz<br>Measuring equipment : 4291A (or its equivalent)<br>Measuring jig : 16192A ( or its equivalent ) , HW:16193A ( or its equivalent)                   |                              |
|                          | BK1608・2125Series, BKP1608・2125Series<br>Measuring frequency : 100±1MHz<br>Measuring equipment : 4291A (or its equivalent), 4195A (or its equivalent)<br>Measuring jig : 16192A (or its equivalent), HW:16193A (or its equivalent) |                              |
|                          | BK2010・3216Series<br>Measuring frequency : 100±1MHz<br>Measuring equipment : 4291A (or its equivalent), 4195A (or its equivalent)<br>Measuring jig : 16192A (or its equivalent)  |                              |
|                          | MCF Series<br>Measuring frequency : 100±1MHz<br>Measuring equipment : 4291A (or its equivalent)  |                              |

| 5. Inductance            |  |                              |
|--------------------------|--|------------------------------|
| Specified Value          | CK series  | Refer to each specification. |
|                          | CKS series   |                              |
|                          | CKP series   |                              |
|                          | LK series  |                              |
|                          | HK0603, HK1005   |                              |
|                          | HK1608, HK2125   |                              |
|                          | HKQ0603  |                              |
|                          | AQ105  |                              |
| Test Methods and Remarks | MCOIL™ MC series   |                              |
|                          | CK, CKS, LK Series<br>Measuring frequency : Refer to each specification.<br>Measuring equipment /jig : 1608,2125⇒4294A+16092A (or its equivalent)<br>1005⇒4291A+16193A (or its equivalent)<br>Measuring current : 047~4.7 μH ⇒1mArms , 5.6~33 μH ⇒0.1mArms |                              |
|                          | CKP, MCOIL™ MC Series<br>Measuring frequency : 1MHz<br>Measuring equipment : 4285A (or its equivalent)   |                              |
|                          | HK0603, HK1005, AQ Series<br>Measuring frequency : 100MHz<br>Measuring equipment /jig : HK0603⇒ E4991A+16197A (or its equivalent) , AQ105⇒4291A+16197A (or its equivalent)<br>HK1005⇒ 4291A+16193A (or its equivalent)                                     |                              |
|                          | HK1608, HK2125 Series<br>Measuring frequency : ~100nH⇒100MHz , 120nH~⇒50MHz<br>Measuring equipment /jig : 4291A+16092A (or its equivalent)   |                              |
|                          | HKQ Series<br>Measuring frequency : 500MHz<br>Measuring equipment /jig : E4991A+16197A (or its equivalent)   |                              |

▶ This catalog contains the typical specification only due to the limitation of space. When you consider the purchase of our products, please check our specification.  
For details of each product (characteristics graph, reliability information, precautions for use, and so on), see our Web site (<http://www.ty-top.com/>).

| 6. Q   |  |                              |
|--|--|------------------------------|
| Specified Value                                | CK series  | —                            |
|  | CKS series   |                              |
|  | CKP series   |                              |
|  | LK series  |                              |
|  | HK0603, HK1005   |                              |
|  | HK1608, HK2125   |                              |
|  | HKQ0603  |                              |
|  | AQ105  |                              |
| MCOIL™ MC series                               | —  |                              |
| Test Methods and Remarks                       | LK Series  |                              |
|  | Measuring frequency : Refer to each specification.   |                              |
|  | Measuring equipment /jig : 1608,2125⇒4294A+16092A(or its equivalent)<br>1005⇒4291A+16193A(or its equivalent)   |                              |
|  | Measuring current : 047~4.7 μH ⇒1mArms 、 5.6~33 μH ⇒0.1mArms   |                              |
|  | HK0603, HK1005, AQ Series  |                              |
|  | Measuring frequency : 100MHz   |                              |
|  | Measuring equipment /jig : HK0603⇒E4991A+16197A(or its equivalent) , AQ105⇒4291A+16197A(or its equivalent)<br>HK1005⇒4291A+16193A(or its equivalent) |                              |
|  | HK1608, HK2125 Series  |                              |
|  | Measuring frequency : ~100nH⇒100MHz 、 120nH~⇒50MHz   |                              |
|  | Measuring equipment /jig : 4291A+16092A(or its equivalent)   |                              |
| Specified Value                                | BK series  | Refer to each specification. |
|  | BKH series   |                              |
|  | BKP series   |                              |
|  | MCF series   |                              |
|  | CK series  |                              |
|  | CKS series   |                              |
|  | CKP series   |                              |
|  | LK series  |                              |
|  | HK0603, HK1005   |                              |
|  | HK1608, HK2125   |                              |
| HKQ0603  |  |                              |
| AQ105  |  |                              |
| MCOIL™ MC series                               | —  |                              |
| Test Methods and Remarks                       | Measuring equipment : IWATSU VOAC7512, HIOKI RM3545 (or its equivalent)  |                              |
| 7. DC Resistance                               |  |                              |
| Specified Value                                | BK series  | Refer to each specification. |
|  | BKH series   |                              |
|  | BKP series   |                              |
|  | MCF series   |                              |
|  | CK series  |                              |
|  | CKS series   |                              |
|  | CKP series   |                              |
|  | LK series  |                              |
|  | HK0603, HK1005   |                              |
|  | HK1608, HK2125   |                              |
|  | HKQ0603  |                              |
|  | AQ105  |                              |
|  | MCOIL™ MC series   |                              |
| Test Methods and Remarks                       | Measuring equipment : IWATSU VOAC7512, HIOKI RM3545 (or its equivalent)  |                              |
| 8. Self Resonance Frequency (SRF)              |  |                              |
| Specified Value                                | BK series  | —                            |
|  | BKH series   |                              |
|  | BKP series   |                              |
|  | MCF series   |                              |
|  | CK series  |                              |
|  | CKS series   |                              |
|  | CKP series   |                              |
|  | LK series  |                              |
|  | HK0603, HK1005   |                              |
|  | HK1608, HK2125   |                              |
|  | HKQ0603  |                              |
|  | AQ105  |                              |
|  | MCOIL™ MC series   |                              |
| Test Methods and Remarks                       | LK, CK Series :  |                              |
|  | Measuring equipment : 4195A(or its equivalent)   |                              |
|  | Measuring jig : 16092A(or its equivalent)  |                              |
|  | HK, HKQ, AQ Series :   |                              |
| Measuring equipment : 8719C(or its equivalent) |  |                              |

▶ This catalog contains the typical specification only due to the limitation of space. When you consider the purchase of our products, please check our specification.  
For details of each product (characteristics graph, reliability information, precautions for use, and so on), see our Web site (<http://www.ty-top.com/>).

| 9. Resistance to Flexure of Substrate |   |                       |
|---------------------------------------|---|-----------------------|
| Specified Value                       | BK series   | No mechanical damage. |
|                                       | BKH series  |                       |
|                                       | BKP series  |                       |
|                                       | MCF series  |                       |
|                                       | CK series   |                       |
|                                       | CKS series  |                       |
|                                       | CKP series  |                       |
|                                       | LK series   |                       |
|                                       | HK0603, HK1005  |                       |
|                                       | HK1608, HK2125  |                       |
|                                       | HKQ0603   |                       |
|                                       | AQ105   |                       |
|                                       | MCOIL™ MC series  |                       |
| Test Methods and Remarks              | Warp : 2mm (BK Series, BKP, BKH1005, CK, CKS, CKP, LK, HK, HKQ0603S, HKQ0603U, AQ Series, MCF1210, MC Series)<br>: 1mm (BKH0603, MCF Series without 1210 size.) | <p>(Unit: mm)</p>     |
|                                       | Testing board : glass epoxy-resin substrate<br>Thickness : 0.8mm  |                       |

| 10. Solderability        |  |  |
|--------------------------|--|--|
| Specified Value          | BK series  | At least 90% of terminal electrode is covered by new solder. |
|                          | BKH series   |  |
|                          | BKP series   |  |
|                          | MCF series   |  |
|                          | CK series  |  |
|                          | CKS series   |  |
|                          | CKP series   |  |
|                          | LK series  |  |
|                          | HK0603, HK1005   |  |
|                          | HK1608, HK2125   |  |
|                          | HKQ0603  |  |
|                          | AQ105  |  |
|                          | MCOIL™ MC series   |  |
| Test Methods and Remarks | Solder temperature : 230 ± 5°C (JIS Z 3282 H60A or H63A) |  |
|                          | Solder temperature : 245 ± 3°C (Sn/3.0Ag/0.5Cu)          |  |
|                          | Duration : 4 ± 1 sec.                                    |  |

| 11. Resistance to Soldering |  |  |
|-----------------------------|--|--|
| Specified Value             | BK series  | Appearance: No significant abnormality<br>Impedance change: Within $\pm 30\%$  |
|                             | BKH series   |  |
|                             | BKP series   |  |
|                             | MCF series   | Appearance: No significant abnormality<br>Impedance change: Within $\pm 20\%$  |
|                             | CK series  | Appearance: No significant abnormality<br>Inductance change: R10~4R7 $\Rightarrow$ Within $\pm 10\%$ 、6R8~100 $\Rightarrow$ Within $\pm 15\%$                                      |
|                             | CKS series   | Appearance: No significant abnormality<br>Inductance change: Within $\pm 20\%$   |
|                             | CKP series   | Appearance: No significant abnormality<br>Inductance change: Within $\pm 30\%$   |
|                             | LK series  | Appearance: No significant abnormality<br>Inductance change: 1005 $\Rightarrow$ Within $\pm 15\%$<br>1608,2125 $\Rightarrow$ 47N~4R7: Within $\pm 10\%$ 5R6~330: Within $\pm 15\%$ |
|                             | HK0603, HK1005   | Appearance: No significant abnormality<br>Inductance change: Within $\pm 5\%$  |
|                             | HK1608, HK2125   |  |
|                             | HKQ0603  |  |
|                             | AQ105  |  |
| MCOIL™ MC series            | Appearance: No significant abnormality<br>Inductance change: Within $\pm 10\%$   |  |
| Test Methods and Remarks    | Solder temperature : $260 \pm 5^\circ\text{C}$<br>Duration : $10 \pm 0.5$ sec.<br>Preheating temperature : $150$ to $180^\circ\text{C}$<br>Preheating time : $3$ min.<br>Flux : Immersion into methanol solution with colophony for 3 to 5 sec.<br>Recovery : 2 to 3 hrs of recovery under the standard condition after the test. (See Note 1) |  |

(Note 1) When there are questions concerning measurement result; measurement shall be made after  $48 \pm 2$  hrs of recovery under the standard condition.

| 12. Thermal Shock        |  |  |      |                                  |             |   |                                       |            |   |                  |            |   |                                       |            |   |                  |            |
|--------------------------|--|--|------|----------------------------------|-------------|---|---------------------------------------|------------|---|------------------|------------|---|---------------------------------------|------------|---|------------------|------------|
| Specified Value          | BK series  | Appearance: No significant abnormality<br>Impedance change: Within $\pm 30\%$                              |      |                                  |             |   |                                       |            |   |                  |            |   |                                       |            |   |                  |            |
|                          | BKH series   |  |      |                                  |             |   |                                       |            |   |                  |            |   |                                       |            |   |                  |            |
|                          | BKP series   |  |      |                                  |             |   |                                       |            |   |                  |            |   |                                       |            |   |                  |            |
|                          | MCF series   | Appearance: No significant abnormality<br>Impedance change: Within $\pm 20\%$                              |      |                                  |             |   |                                       |            |   |                  |            |   |                                       |            |   |                  |            |
|                          | CK series  | Appearance: No significant abnormality<br>Inductance change: Within $\pm 20\%$                             |      |                                  |             |   |                                       |            |   |                  |            |   |                                       |            |   |                  |            |
|                          | CKS series   |  |      |                                  |             |   |                                       |            |   |                  |            |   |                                       |            |   |                  |            |
|                          | CKP series   | Appearance: No significant abnormality<br>Inductance change: Within $\pm 30\%$                             |      |                                  |             |   |                                       |            |   |                  |            |   |                                       |            |   |                  |            |
|                          | LK series  | Appearance: No significant abnormality<br>Inductance change: Within $\pm 10\%$ Q change: Within $\pm 30\%$ |      |                                  |             |   |                                       |            |   |                  |            |   |                                       |            |   |                  |            |
|                          | HK0603, HK1005   | Appearance: No significant abnormality<br>Inductance change: Within $\pm 10\%$ Q change: Within $\pm 20\%$ |      |                                  |             |   |                                       |            |   |                  |            |   |                                       |            |   |                  |            |
|                          | HK1608, HK2125   |  |      |                                  |             |   |                                       |            |   |                  |            |   |                                       |            |   |                  |            |
|                          | HKQ0603  |  |      |                                  |             |   |                                       |            |   |                  |            |   |                                       |            |   |                  |            |
|                          | AQ105  |  |      |                                  |             |   |                                       |            |   |                  |            |   |                                       |            |   |                  |            |
| MCOIL™ MC series         | Appearance: No significant abnormality<br>Inductance change: Within $\pm 10\%$   |  |      |                                  |             |   |                                       |            |   |                  |            |   |                                       |            |   |                  |            |
| Test Methods and Remarks | Conditions for 1 cycle <table border="1" style="margin-left: 20px;"> <thead> <tr> <th>Step</th> <th>temperature (<math>^\circ\text{C}</math>)</th> <th>time (min.)</th> </tr> </thead> <tbody> <tr> <td>1</td> <td>Minimum operating temperature <math>+0/-3</math></td> <td><math>30 \pm 3</math></td> </tr> <tr> <td>2</td> <td>Room temperature</td> <td><math>2 \sim 3</math></td> </tr> <tr> <td>3</td> <td>Maximum operating temperature <math>+3/-0</math></td> <td><math>30 \pm 3</math></td> </tr> <tr> <td>4</td> <td>Room temperature</td> <td><math>2 \sim 3</math></td> </tr> </tbody> </table> Number of cycles: 5<br>Recovery: 2 to 3 hrs of recovery under the standard condition after the test. (See Note 1) |  | Step | temperature ( $^\circ\text{C}$ ) | time (min.) | 1 | Minimum operating temperature $+0/-3$ | $30 \pm 3$ | 2 | Room temperature | $2 \sim 3$ | 3 | Maximum operating temperature $+3/-0$ | $30 \pm 3$ | 4 | Room temperature | $2 \sim 3$ |
| Step                     | temperature ( $^\circ\text{C}$ )   | time (min.)  |      |                                  |             |   |                                       |            |   |                  |            |   |                                       |            |   |                  |            |
| 1                        | Minimum operating temperature $+0/-3$  | $30 \pm 3$   |      |                                  |             |   |                                       |            |   |                  |            |   |                                       |            |   |                  |            |
| 2                        | Room temperature   | $2 \sim 3$   |      |                                  |             |   |                                       |            |   |                  |            |   |                                       |            |   |                  |            |
| 3                        | Maximum operating temperature $+3/-0$  | $30 \pm 3$   |      |                                  |             |   |                                       |            |   |                  |            |   |                                       |            |   |                  |            |
| 4                        | Room temperature   | $2 \sim 3$   |      |                                  |             |   |                                       |            |   |                  |            |   |                                       |            |   |                  |            |

(Note 1) When there are questions concerning measurement result; measurement shall be made after  $48 \pm 2$  hrs of recovery under the standard condition.

| 13. Damp Heat ( Steady state) |  |  |
|-------------------------------|--|--|
| Specified Value               | BK series  | Appearance: No significant abnormality<br>Impedance change: Within $\pm 30\%$  |
|                               | BKH series   |  |
|                               | BKP series   |  |
|                               | MCF series   | Appearance: No significant abnormality<br>Impedance change: Within $\pm 20\%$  |
|                               | CK series  | Appearance: No significant abnormality<br>Inductance change: Within $\pm 20\%$   |
|                               | CKS series   |  |
|                               | CKP series   | Appearance: No significant abnormality<br>Inductance change: Within $\pm 30\%$   |
|                               | LK series  | Appearance: No significant abnormality<br>Inductance change: 1005,1608 $\Rightarrow$ Within $\pm 10\%$ 2125 $\Rightarrow$ Within $\pm 20\%$<br>Q change: Within $\pm 30\%$ |
|                               | HK0603, HK1005   | Appearance: No significant abnormality<br>Inductance change: Within $\pm 10\%$ Q change: Within $\pm 20\%$   |
|                               | HK1608, HK2125   |  |
|                               | HKQ0603  |  |
|                               | AQ105  |  |
|                               | MCOIL™ MC series   | Appearance: No significant abnormality<br>Inductance change: Within $\pm 10\%$   |
| Test Methods and Remarks      | BK, BKP, BKH, LK, CK, CKS, CKP, MCF Series:<br>Temperature : $40 \pm 2^\circ\text{C}$<br>Humidity : 90 to 95%RH<br>Duration : 500 +24/-0 hrs<br>Recovery : 2 to 3 hrs of recovery under the standard condition after the removal from test chamber. (See Note 1) |  |
|                               | HK, HKQ, AQ, MCOIL™ MC series:<br>Temperature : $60 \pm 2^\circ\text{C}$<br>Humidity : 90 to 95%RH<br>Duration : 500 +24/-0 hrs<br>Recovery : 2 to 3 hrs of recovery under the standard condition after the removal from test chamber. (See Note 1)              |  |

(Note 1) When there are questions concerning measurement result; measurement shall be made after  $48 \pm 2$  hrs of recovery under the standard condition.



14. Loading under Damp Heat

|                          |  |   |
|--------------------------|--|---|
| Specified Value          | BK series  | Appearance: No significant abnormality<br>Impedance change: Within $\pm 30\%$   |
|                          | BKH series   |   |
|                          | BKP series   |   |
|                          | MCF series   | —   |
|                          | CK series  | Appearance: No significant abnormality  |
|                          | CKS series   | Inductance change: Within $\pm 20\%$  |
|                          | CKP series   | Appearance: No significant abnormality<br>Inductance change: Within $\pm 30\%$  |
|                          | LK series  | Appearance: No significant abnormality<br>Inductance change: 1005 $\Rightarrow$ Within $\pm 10\%$<br>1608 $\Rightarrow$ 0.047 ~ 12.0 $\mu\text{H}$ : Within $\pm 10\%$ 15.0 ~ 33.0 $\mu\text{H}$ : Within $\pm 15\%$<br>2125 $\Rightarrow$ Within $\pm 20\%$<br>Q change: Within $\pm 30\%$ |
|                          | HK0603, HK1005   | Appearance: No significant abnormality<br>Inductance change: Within $\pm 10\%$ Q change: Within $\pm 20\%$  |
|                          | HK1608, HK2125   |   |
|                          | HKQ0603  |   |
|                          | AQ105  |   |
| MCOIL™ MC series※        | Appearance: No significant abnormality<br>Inductance change: Within $\pm 10\%$   |   |
| Test Methods and Remarks | BK, BKP, BKH, LK, CK, CKS, CKP Series:<br>Temperature : $40 \pm 2^\circ\text{C}$<br>Humidity : 90 to 95%RH<br>Applied current : Rated current<br>Duration : 500 +24/-0 hrs<br>Recovery : 2 to 3 hrs of recovery under the standard condition after the removal from test chamber. (See Note 1)<br><br>HK, HKQ, AQ, MCOIL™ MC Series:<br>Temperature : $60 \pm 2^\circ\text{C}$<br>Humidity : 90 to 95%RH<br>Applied current : Rated current ※MC series ; $I_{dc2max}$<br>Duration : 500 +24/-0 hrs<br>Recovery : 2 to 3 hrs of recovery under the standard condition after the removal from test chamber. (See Note 1) |   |

Note on standard condition: "standard condition" referred to herein is defined as follows:

5 to 35°C of temperature, 45 to 85% relative humidity, and 86 to 106kPa of air pressure.

When there are questions concerning measurement results:

In order to provide correlation data, the test shall be conducted under condition of  $20 \pm 2^\circ\text{C}$  of temperature, 60 to 70% relative humidity, and 86 to 106kPa of air pressure.

Unless otherwise specified, all the tests are conducted under the "standard condition."

(Note 1) Measurement shall be made after  $48 \pm 2$  hrs of recovery under the standard condition.

| 15. Loading at High Temperature |  |   |
|---------------------------------|--|---|
| Specified Value                 | BK series  | Appearance: No significant abnormality<br>Impedance change: Within $\pm 30\%$   |
|                                 | BKH series   |   |
|                                 | BKP series   |   |
|                                 | MCF series   | Appearance: No significant abnormality<br>Impedance change: Within $\pm 20\%$   |
|                                 | CK series  | Appearance: No significant abnormality<br>Inductance change: Within $\pm 20\%$  |
|                                 | CKS series   |   |
|                                 | CKP series   | Appearance: No significant abnormality<br>Inductance change: Within $\pm 30\%$  |
|                                 | LK series  | Appearance: No significant abnormality<br>Inductance change: 1005 $\Rightarrow$ Within $\pm 10\%$<br>1608 $\Rightarrow$ 0.047 $\sim$ 12.0 $\mu$ H: Within $\pm 10\%$ 15.0 $\sim$ 33.0 $\mu$ H: Within $\pm 15\%$<br>2125 $\Rightarrow$ Within $\pm 20\%$<br>Q change: Within $\pm 30\%$ |
|                                 | HK0603, HK1005   | Appearance: No significant abnormality<br>Inductance change: Within $\pm 10\%$ Q change: Within $\pm 20\%$  |
|                                 | HK1608, HK2125   |   |
|                                 | HKQ0603  |   |
|                                 | AQ105  |   |
|                                 | MCOIL™ MC series※  | Appearance: No significant abnormality<br>Inductance change: Within $\pm 10\%$  |
| Test Methods and Remarks        | Temperature : Maximum operating temperature<br>Applied current : Rated current ※MC series ; I <sub>dc2max</sub><br>Duration : 500 +24/-0 hrs<br>Recovery : 2 to 3 hrs of recovery under the standard condition after the removal from test chamber. (See Note 1) |   |

Note on standard condition: "standard condition" referred to herein is defined as follows:  
5 to 35°C of temperature, 45 to 85% relative humidity, and 86 to 106kPa of air pressure.

When there are questions concerning measurement results:

In order to provide correlation data, the test shall be conducted under condition of 20 $\pm$ 2°C of temperature, 60 to 70% relative humidity, and 86 to 106kPa of air pressure. Unless otherwise specified, all the tests are conducted under the "standard condition."

(Note 1) Measurement shall be made after 48 $\pm$ 2 hrs of recovery under the standard condition.

# Precautions on the use of Multilayer chip inductors

## Multilayer chip inductors for high frequency, Multilayer chip bead inductors

### Multilayer common mode choke coils (MC series F type)

#### PRECAUTIONS

#### 1. Circuit Design

- Precautions**
- ◆ Verification of operating environment, electrical rating and performance
    1. A malfunction in medical equipment, spacecraft, nuclear reactors, etc. may cause serious harm to human life or have severe social ramifications.  
As such, any inductors to be used in such equipment may require higher safety and/or reliability considerations and should be clearly differentiated from components used in general purpose applications.
  - ◆ Operating Current (Verification of Rated current)
    1. The operating current including inrush current for inductors must always be lower than their rated values.
    2. Do not apply current in excess of the rated value because the inductance may be reduced due to the magnetic saturation effect.

#### 2. PCB Design

- Precautions**
- ◆ Pattern configurations (Design of Land-patterns)
    1. When inductors are mounted on a PCB, the size of land patterns and the amount of solder used (size of fillet) can directly affect inductor performance.  
Therefore, the following items must be carefully considered in the design of solder land patterns:
      - (1) The amount of solder applied can affect the ability of chips to withstand mechanical stresses which may lead to breaking or cracking. Therefore, when designing land-patterns it is necessary to consider the appropriate size and configuration of the solder pads which in turn determines the amount of solder necessary to form the fillets.
      - (2) When more than one part is jointly soldered onto the same land or pad, the pad must be designed so that each component's soldering point is separated by solder-resist.
      - (3) The larger size of land patterns and amount of solder, the smaller Q value after mounting on PCB. It makes higher the Q value to design land patterns smaller than terminal electrode of chips.
  - ◆ Pattern configurations (Inductor layout on panelized [breakaway] PC boards)
    1. After inductors have been mounted on the boards, chips can be subjected to mechanical stresses in subsequent manufacturing processes (PCB cutting, board inspection, mounting of additional parts, assembly into the chassis, wave soldering the reflow soldered boards etc.) For this reason, planning pattern configurations and the position of SMD inductors should be carefully performed to minimize stress.

- Technical considerations**
- ◆ Pattern configurations (Design of Land-patterns)
    1. The following diagrams and tables show some examples of recommended patterns to prevent excessive solder amounts (larger fillets which extend above the component end terminations). Examples of improper pattern designs are also shown.
      - (1) Recommended land dimensions for a typical chip inductor land patterns for PCBs

● Recommended land dimensions for Multilayer inductor  
Wave-soldering (Unit: mm)

| Type | 1608    | 2012    | 2125    | 2016    | 2520    | 3216    |
|------|---------|---------|---------|---------|---------|---------|
| Size | L       | 1.6     | 2.0     | 2.0     | 2.5     | 3.2     |
|      | W       | 0.8     | 1.25    | 1.25    | 1.6     | 2.0     |
| A    | 0.8~1.0 | 1.0~1.4 | 1.0~1.4 | 1.0~1.4 | 1.0~1.4 | 1.8~2.5 |
| B    | 0.5~0.8 | 0.8~1.5 | 0.8~1.5 | 0.8~1.5 | 0.6~1.0 | 0.8~1.7 |
| C    | 0.6~0.8 | 0.9~1.2 | 0.9~1.2 | 1.3~1.6 | 1.6~2.0 | 1.2~1.6 |



Reflow-soldering (Unit: mm)

| Type | 0603      | 1005      | 105       | 1608    | 2012    | 2125    | 2016    | 2520    | 3216    |
|------|-----------|-----------|-----------|---------|---------|---------|---------|---------|---------|
| Size | L         | 0.6       | 1.0       | 1.0     | 1.6     | 2.0     | 2.0     | 2.5     | 3.2     |
|      | W         | 0.3       | 0.5       | 0.6     | 0.8     | 1.25    | 1.25    | 1.6     | 1.6     |
| A    | 0.20~0.30 | 0.45~0.55 | 0.50~0.55 | 0.8~1.0 | 0.8~1.2 | 0.8~1.2 | 0.8~1.2 | 1.0~1.4 | 1.8~2.5 |
| B    | 0.20~0.30 | 0.40~0.50 | 0.30~0.40 | 0.6~0.8 | 0.8~1.2 | 0.8~1.2 | 0.8~1.2 | 0.6~1.0 | 0.6~1.5 |
| C    | 0.25~0.40 | 0.45~0.55 | 0.60~0.70 | 0.6~0.8 | 0.9~1.6 | 0.9~1.6 | 1.2~2.0 | 1.8~2.2 | 1.2~2.0 |

● Recommended land dimension for Array type  
(Unit: mm)

| Type | 2010    | 3216    |     |
|------|---------|---------|-----|
| Size | L       | 2.0     | 3.2 |
|      | W       | 1.0     | 1.6 |
| a    | 0.5~0.6 | 0.7~0.9 |     |
| b    | 0.5~0.6 | 0.8~1.0 |     |
| c    | 0.2~0.3 | 0.4~0.5 |     |
| d    | 0.5     | 0.8     |     |



▶ This catalog contains the typical specification only due to the limitation of space. When you consider the purchase of our products, please check our specification. For details of each product (characteristics graph, reliability information, precautions for use, and so on), see our Web site (<http://www.ty-top.com/>).

● Recommended land dimension for Multilayer common mode choke coil  
(Unit: mm)

| Type | 0605      | 0806      |      |
|------|-----------|-----------|------|
| Size | L         | 0.65      | 0.85 |
|      | W         | 0.50      | 0.65 |
| a    | 0.27~0.30 | 0.25~0.35 |      |
| b    | 0.17~0.20 | 0.25~0.35 |      |
| c    | 0.20~0.26 | 0.25~0.35 |      |
| d    | 0.4       | 0.5       |      |



(Unit: mm)

| Type | 1210      |      |
|------|-----------|------|
| Size | L         | 1.0  |
|      | W         | 1.25 |
| a    | 0.45~0.55 |      |
| b    | 0.7~0.8   |      |
| c    | 0.25~0.35 |      |
| d    | 0.55      |      |



(2) Examples of good and bad solder application

| Item  | Not recommended | Recommended |
|---|-----------------|-------------|
| Mixed mounting of SMD and leaded components                 |                 |             |
| Component placement close to the chassis                    |                 |             |
| Hand-soldering of leaded components near mounted components |                 |             |
| Horizontal component placement                              |                 |             |

◆ Pattern configurations (Inductor layout on panelized [breakaway] PC boards)

1-1. The following are examples of good and bad inductor layout; SMD inductors should be located to minimize any possible mechanical stresses from board warp or deflection.

| Item                    | Not recommended | Recommended   |
|-------------------------|-----------------|---|
| Deflection of the board |                 | <br>Position the component at a right angle to the direction of the mechanical stresses that are anticipated. |

1-2. To layout the inductors for the breakaway PC board, it should be noted that the amount of mechanical stresses given will vary depending on inductor layout.

An example below should be counted for better design.



1-3. When breaking PC boards along their perforations, the amount of mechanical stress on the inductors can vary according to the method used. The following methods are listed in order from least stressful to most stressful: push-back, slit, V-grooving, and perforation. Thus, any ideal SMD inductor layout must also consider the PCB splitting procedure.

### 3. Considerations for automatic placement

#### Precautions

- ◆ Adjustment of mounting machine
  1. Excessive impact load should not be imposed on the inductors when mounting onto the PC boards.
  2. The maintenance and inspection of the mounter should be conducted periodically.
- ◆ Selection of Adhesives
  1. Mounting inductors with adhesives in preliminary assembly, before the soldering stage, may lead to degraded inductor characteristics unless the following factors are appropriately checked; the size of land patterns, type of adhesive, amount applied, hardening temperature and hardening period. Therefore, it is imperative to consult the manufacturer of the adhesives on proper usage and amounts of adhesive to use.

#### Technical considerations

- ◆ Adjustment of mounting machine
  1. If the lower limit of the pick-up nozzle is low, too much force may be imposed on the inductors, causing damage. To avoid this, the following points should be considered before lowering the pick-up nozzle:
    - (1) The lower limit of the pick-up nozzle should be adjusted to the surface level of the PC board after correcting for deflection of the board.
    - (2) The pick-up pressure should be adjusted between 1 and 3N static loads.
    - (3) To reduce the amount of deflection of the board caused by impact of the pick-up nozzle, supporting pins or back-up pins should be used under the PC board. The following diagrams show some typical examples of good pick-up nozzle placement:

| Item                  | Improper method   | Proper method   |
|-----------------------|---|---|
| Single-sided mounting |  |  |
| Double-sided mounting |  |  |

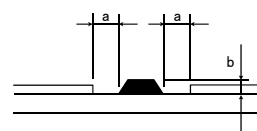
2. As the alignment pin wears out, adjustment of the nozzle height can cause chipping or cracking of the inductors because of mechanical impact on the inductors. To avoid this, the monitoring of the width between the alignment pin in the stopped position, and maintenance, inspection and replacement of the pin should be conducted periodically.

- ◆ Selection of Adhesives
  1. Some adhesives may cause reduced insulation resistance. The difference between the shrinkage percentage of the adhesive and that of the inductors may result in stresses on the inductors and lead to cracking. Moreover, too little or too much adhesive applied to the board may adversely affect component placement, so the following precautions should be noted in the application of adhesives.
    - (1) Required adhesive characteristics
      - a. The adhesive should be strong enough to hold parts on the board during the mounting & solder process.
      - b. The adhesive should have sufficient strength at high temperatures.
      - c. The adhesive should have good coating and thickness consistency.
      - d. The adhesive should be used during its prescribed shelf life.
      - e. The adhesive should harden rapidly.
      - f. The adhesive must not be contaminated.
      - g. The adhesive should have excellent insulation characteristics.
      - h. The adhesive should not be toxic and have no emission of toxic gasses.
    - (2) When using adhesives to mount inductors on a PCB, inappropriate amounts of adhesive on the board may adversely affect component placement. Too little adhesive may cause the inductors to fall off the board during the solder process. Too much adhesive may cause defective soldering due excessive flow of adhesive on to the land or solder pad.

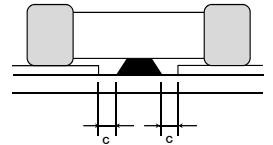
[Recommended conditions]

| Figure | 0805 case sizes as examples |
|--------|-----------------------------|
| a      | 0.3mm min                   |
| b      | 100~120 μm                  |
| c      | Area with no adhesive       |

Amount of adhesives



After inductors are bonded



## Precautions

## ◆ Selection of Flux

- Since flux may have a significant effect on the performance of inductors, it is necessary to verify the following conditions prior to use;
  - Flux used should be with less than or equal to 0.1 wt% (Chlorine conversion method) of halogenated content. Flux having a strong acidity content should not be applied.
  - When soldering inductors on the board, the amount of flux applied should be controlled at the optimum level.
  - When using water-soluble flux, special care should be taken to properly clean the boards.

## ◆ Soldering

- Temperature, time, amount of solder, etc. are specified in accordance with the following recommended conditions, and please contact us about peak temperature when you use lead-free paste.

## Technical considerations

## ◆ Selection of Flux

- When too much halogenated substance (Chlorine, etc.) content is used to activate the flux, or highly acidic flux is used, an excessive amount of residue after soldering may lead to corrosion of the terminal electrodes or degradation of insulation resistance on the surface of the Inductor.
- Flux is used to increase solderability in flow soldering, but if too much is applied, a large amount of flux gas may be emitted and may detrimentally affect solderability. To minimize the amount of flux applied, it is recommended to use a flux-bubbling system.
- Since the residue of water-soluble flux is easily dissolved by water content in the air, the residue on the surface of Inductor in high humidity conditions may cause a degradation of insulation resistance and therefore affect the reliability of the components. The cleaning methods and the capability of the machines used should also be considered carefully when selecting water-soluble flux.

## ◆ Soldering

## 1-1. Preheating when soldering

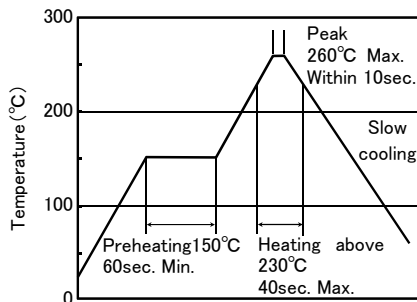
Preheating: Inductors shall be preheated sufficiently, and the temperature difference between the inductors and solder shall be within 130° C.

Cooling: The temperature difference between the components and cleaning process should not be greater than 100°C.

Inductors are susceptible to thermal shock when exposed to rapid or concentrated heating or rapid cooling. Therefore, the soldering process must be conducted with a great care so as to prevent malfunction of the components due to excessive thermal shock.

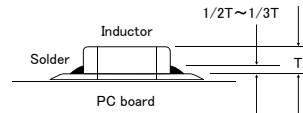
## [Reflow soldering]

## 【Recommended condition for Pb-free soldering】



## Caution

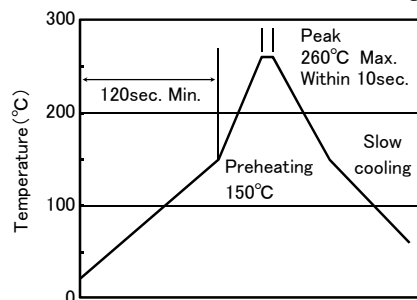
- Solder (fillet) should wet up to 1/2 to 1/3 of the thickness of an inductor ideally as shown below:



- Because excessive dwell time can detrimentally affect solderability, soldering duration shall be kept as close to recommended time as possible.
- The allowable number of reflow soldering is two (2) times.

## [Wave soldering]

## 【Recommended condition for Pb-free soldering】



## Caution

- Make sure the inductors are preheated sufficiently.
- The temperature difference between the inductor and melted solder should be within 130°C.
- Cooling after soldering should be as gradual as possible.
- The allowable number of wave soldering is one (1) time.
- Wave soldering must not be applied to the inductors designated as for reflow soldering only.

## [Hand soldering]

## 【Recommended condition for Pb-free soldering】



## Caution

- It is recommended to use a 20W soldering iron with a maximum tip diameter of 1.0 mm.
- The soldering iron shall not directly touch inductors
- The allowable number of hand soldering is one (1) time

| 5. Cleaning               |  |                   |               |                      |               |                           |                |
|---------------------------|--|-------------------|---------------|----------------------|---------------|---------------------------|----------------|
| Precautions               | <p>◆Cleaning conditions</p> <ol style="list-style-type: none"> <li>When cleaning the PC board after the Inductors are all mounted, select the appropriate cleaning solution according to the type of flux used and purpose of the cleaning (e.g. to remove soldering flux or other materials from the production process.)</li> <li>Cleaning conditions should be determined after verifying, through a test run, that the cleaning process does not affect the inductor's characteristics.</li> </ol>   |                   |               |                      |               |                           |                |
| Technical considerations  | <p>◆Cleaning conditions</p> <ol style="list-style-type: none"> <li>The use of inappropriate solutions can cause foreign substances such as flux residue to adhere to the inductor, resulting in a degradation of the inductor's electrical properties (especially insulation resistance).</li> <li>Inappropriate cleaning conditions (insufficient or excessive cleaning) may detrimentally affect the performance of the inductors. In the case of ultrasonic cleaning, too much power output can cause excessive vibration of the PC board which may lead to the cracking of the inductor or the soldered portion, or decrease the terminal electrodes' strength. Therefore, the following conditions should be carefully checked;</li> </ol> <table border="0"> <tr> <td>Ultrasonic output</td> <td>20W/ℓ or less</td> </tr> <tr> <td>Ultrasonic frequency</td> <td>40kHz or less</td> </tr> <tr> <td>Ultrasonic washing period</td> <td>5 min. or less</td> </tr> </table> | Ultrasonic output | 20W/ℓ or less | Ultrasonic frequency | 40kHz or less | Ultrasonic washing period | 5 min. or less |
| Ultrasonic output         | 20W/ℓ or less  |                   |               |                      |               |                           |                |
| Ultrasonic frequency      | 40kHz or less  |                   |               |                      |               |                           |                |
| Ultrasonic washing period | 5 min. or less   |                   |               |                      |               |                           |                |

| 6. Resin coating and mold |  |
|---------------------------|--|
| Precautions               | <ol style="list-style-type: none"> <li>With some type of resins a decomposition gas or chemical reaction vapor may remain inside the resin during the hardening period or while left under normal storage conditions resulting in the deterioration of the inductor's performance.</li> <li>Thermal expansion and thermal shrinkage characteristics of resins may lead to the deterioration of inductors' performance.</li> <li>When a resin hardening temperature is higher than inductor operating temperature, the stresses generated by the excessive heat may lead to damage in inductors.</li> </ol> |

| 7. Handling |  |
|-------------|--|
| Precautions | <p>◆Breakaway PC boards (splitting along perforations)</p> <ol style="list-style-type: none"> <li>When splitting the PC board after mounting inductors and other components, care is required so as not to give any stresses of deflection or twisting to the board.</li> <li>Board separation should not be done manually, but by using the appropriate devices.</li> </ol> <p>◆General handling precautions</p> <ul style="list-style-type: none"> <li>Always wear static control bands to protect against ESD.</li> <li>Keep the inductors away from all magnets and magnetic objects.</li> <li>Use non-magnetic tweezers when handling inductors.</li> <li>Any devices used with the inductors ( soldering irons, measuring instruments) should be properly grounded.</li> <li>Keep bare hands and metal products (i.e., metal desk) away from inductor electrodes or conductive areas that lead to chip electrodes.</li> <li>Keep inductors away from items that generate magnetic fields such as speakers or coils.</li> </ul> <p>◆Mechanical considerations</p> <p>Be careful not to subject the inductors to excessive mechanical shocks.</p> <ol style="list-style-type: none"> <li>If inductors are dropped on the floor or a hard surface they should not be used.</li> <li>When handling the mounted boards, be careful that the mounted components do not come in contact with or bump against other boards or components.</li> </ol> |

| 8. Storage conditions    |  |
|--------------------------|--|
| Precautions              | <p>◆Storage</p> <p>To maintain the solderability of terminal electrodes and to keep the packaging material in good condition, care must be taken to control temperature and humidity in the storage area. Humidity should especially be kept as low as possible.</p> <ul style="list-style-type: none"> <li>Recommended conditions<br/>Ambient temperature: 30°C or below    Humidity: 70% RH or below</li> </ul> <p>The ambient temperature must be kept below 40°C. Even under ideal storage conditions, solderability of inductor is deteriorated as time passes, so inductors should be used within 6 months from the time of delivery.</p> <ul style="list-style-type: none"> <li>Inductor should be kept where no chlorine or sulfur exists in the air.</li> </ul> |
| Technical considerations | <p>◆Storage</p> <p>If the parts are stocked in a high temperature and humidity environment, problems such as reduced solderability caused by oxidation of terminal electrodes and deterioration of taping/package materials may take place. For this reason, components should be used within 6 months from the time of delivery. If exceeding the above period, please check solderability before using the inductors.</p>  |

Компания «Океан Электроники» предлагает заключение долгосрочных отношений при поставках импортных электронных компонентов на взаимовыгодных условиях!

Наши преимущества:

- Поставка оригинальных импортных электронных компонентов напрямую с производств Америки, Европы и Азии, а так же с крупнейших складов мира;
- Широкая линейка поставок активных и пассивных импортных электронных компонентов (более 30 млн. наименований);
- Поставка сложных, дефицитных, либо снятых с производства позиций;
- Оперативные сроки поставки под заказ (от 5 рабочих дней);
- Экспресс доставка в любую точку России;
- Помощь Конструкторского Отдела и консультации квалифицированных инженеров;
- Техническая поддержка проекта, помощь в подборе аналогов, поставка прототипов;
- Поставка электронных компонентов под контролем ВП;
- Система менеджмента качества сертифицирована по Международному стандарту ISO 9001;
- При необходимости вся продукция военного и аэрокосмического назначения проходит испытания и сертификацию в лаборатории (по согласованию с заказчиком);
- Поставка специализированных компонентов военного и аэрокосмического уровня качества (Xilinx, Altera, Analog Devices, Intersil, Interpoint, Microsemi, Actel, Aeroflex, Peregrine, VPT, Syfer, Eurofarad, Texas Instruments, MS Kennedy, Miteq, Cobham, E2V, MA-COM, Hittite, Mini-Circuits, General Dynamics и др.);

Компания «Океан Электроники» является официальным дистрибьютором и эксклюзивным представителем в России одного из крупнейших производителей разъемов военного и аэрокосмического назначения «JONHON», а так же официальным дистрибьютором и эксклюзивным представителем в России производителя высокотехнологичных и надежных решений для передачи СВЧ сигналов «FORSTAR».



## JONHON

«JONHON» (основан в 1970 г.)

Разъемы специального, военного и аэрокосмического назначения:

(Применяются в военной, авиационной, аэрокосмической, морской, железнодорожной, горно- и нефтедобывающей отраслях промышленности)

«FORSTAR» (основан в 1998 г.)

ВЧ соединители, коаксиальные кабели, кабельные сборки и микроволновые компоненты:

(Применяются в телекоммуникациях гражданского и специального назначения, в средствах связи, РЛС, а так же военной, авиационной и аэрокосмической отраслях промышленности).



Телефон: 8 (812) 309-75-97 (многоканальный)

Факс: 8 (812) 320-03-32

Электронная почта: [ocean@oceanchips.ru](mailto:ocean@oceanchips.ru)

Web: <http://oceanchips.ru/>

Адрес: 198099, г. Санкт-Петербург, ул. Калинина, д. 2, корп. 4, лит. А