

Photologic® Slotted Optical Switch



OPB960, OPB970, OPB980, OPB990 Series

Features:

- Choice of logic and output driver circuits
- Choice of aperture size, covered or open
- Wire or PCB leads
- Choice of mounting features
- Direct TTL, LSTTL, CMOS Interface



Description:

The OPB960/ 970/ 980/ 990 series of non-contact Photologic® slotted optical switches provides flexibility in meeting application specific requirements for the design engineer.

Building from a standard housing with a 0.125" (3.18mm) wide slot, the user can specify output logic state, output driver circuit, aperture width, aperture surface and mounting tab locations. Furthermore, an option of wire or PCB leads allows electrical interface flexibility.

The device body is an opaque plastic which minimizes sensitivity to both visible and near-infrared external light sources which may impact operation. Aperture width choices provide different optical resolution for motion sensing. A covered aperture provides dust protection, while an open aperture provides maximum protection against external light sources.

Electrical operation is over a wide supply voltage range. LED emissions are near-infrared (850—940nm). Detector digital output logic choices of buffer or inverter with totem-pole or open-collector driver circuit simplify interface for various electrical requirements.

Custom electrical, wire and cabling services are available.

Contact your local representative or OPTEK for more information. Compliant to EU RoHS Directive 2002/95/EC

Applications:

- Speed and direction indication
- Mechanical switch replacement
- Printers - Top of form, End of travel, Home position.
- Rotary encoders
- Mechanical limit indication
- Sliding Door Automotive and Lift gate applications

Part Number Guide



| Logic Type | Input LED | Output Logic State |
|------------|-----------|--------------------|
| Buffer | OFF | LOW = 0 |
| Inverter | OFF | HIGH = 1 |



General Note
TT Electronics reserves the right to make changes in product specification without notice or liability. All information is subject to TT Electronics' own data and is considered accurate at time of going to print.

OPTEK Technology, Inc.
1645 Wallace Drive, Carrollton, TX 75006 | Ph: +1 972 323 2200
www.optekinc.com | www.ttelectronics.com

Photologic® Slotted Optical Switch



OPB960, OPB970, OPB980, OPB990 Series

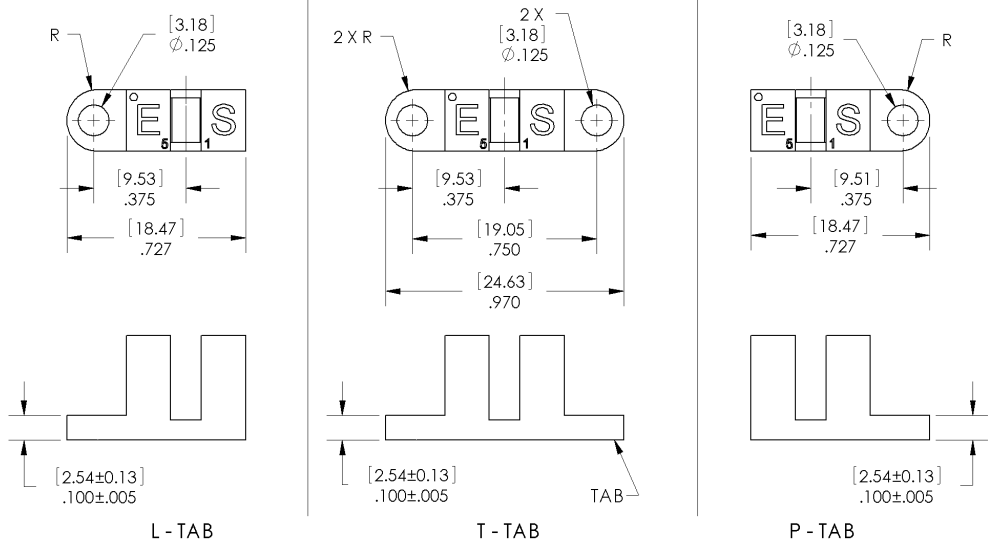
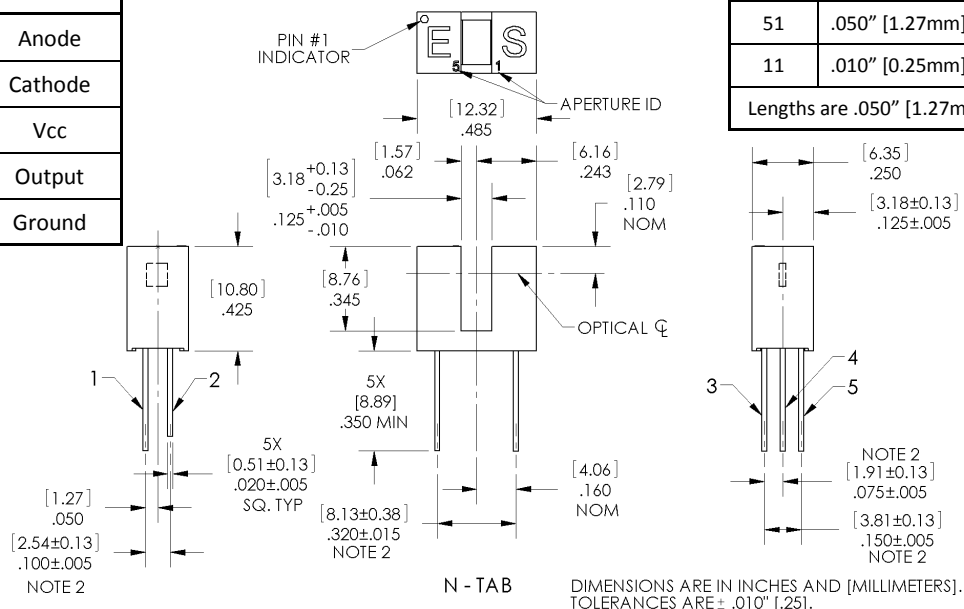
PACKAGE OUTLINE for OPB960 and OPB970 Series

TABLE 1

| Lead No. | Function |
|----------|----------|
| 1 | Anode |
| 2 | Cathode |
| 3 | Vcc |
| 4 | Output |
| 5 | Ground |

| APERTURE WIDTH GUIDE | | |
|----------------------|----------------|----------------|
| CODE | LED | SENSOR |
| 55 | .050" [1.27mm] | .050" [1.27mm] |
| 51 | .050" [1.27mm] | .010" [0.25mm] |
| 11 | .010" [0.25mm] | .010" [0.25mm] |

Lengths are .050" [1.27mm]



Notes:

- (1) RMA flux recommended. Duration can be extended to 10 seconds max.
- (2) Feature controlled at body.
- (3) Highly activated water soluble fluxes may attack plastic. Recommend trial to verify application.
- (4) Maximum lead soldering temperature [1.6mm from case for 5 seconds with soldering iron] 260° C.
- (5) Cathode lead may be shorter.
- (6) Part number marking may be on any side.

General Note
TT Electronics reserves the right to make changes in product specification without notice or liability. All information is subject to TT Electronics' own data and is considered accurate at time of going to print.

OPTEK Technology, Inc.
1645 Wallace Drive, Carrollton, TX 75006 | Ph: +1 972 323 2200
www.optekinc.com | www.ttelectronics.com

Photologic® Slotted Optical Switch



OPB960, OPB970, OPB980, OPB990 Series

PACKAGE OUTLINE for OPB980 and OPB990 Series

TABLE 2

| Wire Color | Function |
|------------|----------|
| Red | Anode |
| Black | Cathode |
| White | Vcc |
| Blue | Output |
| Green | Ground |

| APERTURE WIDTH GUIDE | | |
|----------------------------|----------------|----------------|
| CODE | LED | SENSOR |
| 55 | .050" [1.27mm] | .050" [1.27mm] |
| 51 | .050" [1.27mm] | .010" [0.25mm] |
| 11 | .010" [0.25mm] | .010" [0.25mm] |
| Lengths are .050" [1.27mm] | | |



Notes:

- (7) Wire is 26AWG, UL Rated PVC insulation.
- (8) Ideal torque for bolt or screw 0,45 to 0,68 Nm (4 to 6 Lb-in).
- (9) When using a thread lock compound, ND Industries "ND Vibra-Tite® Formula 3" will avoid stress cracking plastic.
- (10) Plastic is soluble in chlorinated hydrocarbons and ketones. Methanol or isopropanol are recommended as cleaning agents.

General Note
TT Electronics reserves the right to make changes in product specification without notice or liability. All information is subject to TT Electronics' own data and is considered accurate at time of going to print.

OPTEK Technology, Inc.
1645 Wallace Drive, Carrollton, TX 75006 | Ph: +1 972 323 2200
www.optekinc.com | www.ttelectronics.com

Photologic® Slotted Optical Switch



OPB960, OPB970, OPB980, OPB990 Series

| Absolute Maximum Ratings (T _A = 25° C unless otherwise noted) | |
|--|------------------------|
| Storage Temperature Range | -40°C to +85° C |
| Operating Temperature Range | -40°C to +70° C |
| Input Diode (E) | |
| Input Diode Power Dissipation | 100 mW ⁽¹¹⁾ |
| Input Diode Forward D.C. Current, T _A = 25°C | 40 mA ⁽¹⁴⁾ |
| Input Diode Reverse D.C. Voltage, T _A = 25°C | 2 V |
| Sensor (S) | |
| Supply Voltage (V _{CC} to Ground) | 18 V ⁽¹³⁾ |
| Output Photologic® Power Dissipation | 200 mW ⁽¹²⁾ |
| Voltage at Output Lead (Open-Collector Output), T _A = 25°C | 35V |
| Short Circuit Output Current to Ground (I _{OS}) 1 sec Max. | 30 mA |

Notes:

- (11) Derate linearly 2.22 mW / °C above 25° C.
- (12) Derate linearly 4.44 mW / °C above 25° C.
- (13) Prior to 2004 V_{CC} was limited to 5.5V maximum.
- (14) Do not connect input diode directly to a voltage source without an external current limiting resistor.

Block Diagram



General Note
 TT Electronics reserves the right to make changes in product specification without notice or liability. All information is subject to TT Electronics' own data and is considered accurate at time of going to print.

OPTEK Technology, Inc.
 1645 Wallace Drive, Carrollton, TX 75006 | Ph: +1 972 323 2200
www.optekinc.com | www.ttelectronics.com

Photologic® Slotted Optical Switch



OPB960, OPB970, OPB980, OPB990 Series

| Electrical Characteristics (T _A = 25° C unless otherwise noted) | | | | | | |
|--|---|----------------------|-----|------|-------|---|
| SYMBOL | PARAMETER | MIN | TYP | MAX | UNITS | TEST CONDITIONS |
| Input Diode (See OP140 / OP240 LED for additional information) | | | | | | |
| V _F | Forward Voltage | - | - | 1.70 | V | I _F = 20 mA, T _A = 25° C |
| I _R | Reverse Current | - | - | 100 | μA | V _R = 2.0 V, T _A = 25° C |
| Coupled (See OPL560 Detector for additional information) | | | | | | |
| V _{CC} | Operating D.C. Supply Voltage | 4.5 | - | 16 | V | |
| I _{CC} | Supply Current | - | - | 12 | mA | V _{CC} = 4.5V to 16V |
| V _{OL} | Low Level Output Voltage: Buffer Totem-Pole OPB960,OPB970 OPB980,OPB990 Buffer Open-Collector OPB961,OPB971 OPB981,OPB991 | - | - | 0.4 | V | V _{CC} = 4.5V, I _{OL} = 12.8mA I _F = 0 mA ⁽¹⁴⁾ |
| | Inverter Totem-Pole OPB962,OPB972 OPB982,OPB992 Inverter Open-Collector OPB963,OPB973 OPB983,OPB993 | | | | | V _{CC} = 4.5V, I _{OL} = 12.8mA I _F = 15 mA |
| V _{OH} | High Level Output Voltage: Buffer Totem-Pole OPB960,OPB970 OPB980,OPB990 | V _{CC} -2.1 | - | - | V | V _{CC} = 4.5V to 16V, I _{OH} = 800μA I _F = 15 mA |
| | Inverter Totem-Pole OPB962,OPB972 OPB982,OPB992 | | | | | V _{CC} = 4.5V to 16V, I _{OH} = 800μA I _F = 0 mA ⁽¹⁴⁾ |
| I _{OH} | High Level Output Current: Buffer Open-Collector OPB961,OPB971 OPB981,OPB991 | - | - | 100 | μA | V _{CC} = 4.5V to 16V, V _{OH} = 30V I _F = 15 mA |
| | Inverter Open-Collector OPB963,OPB973 OPB981,OPB991 | | | | | V _{CC} = 4.5V to 16V, V _{OH} = 30V I _F = 0 mA ⁽¹⁴⁾ |
| I _F (+) | LED Positive-Going Threshold Current ⁽¹⁶⁾ | - | - | 15 | mA | V _{CC} = 5.0V, T _A = 25° C |
| I _F (+) / I _F (-) | Hysteresis Ratio | - | 1.5 | - | - | V _{CC} = 5.0V |
| t _R , t _F | Output Rise Time, Output Fall Time | - | 70 | - | ns | V _{CC} = 5.0V, I _{F peak} = 15 mA, T _A = 25° C 100 kHz square wave, C = 10pF max. |
| t _{PLH} , t _{PHL} | Propagation Delay Time Low to High, High to Low | - | 5.0 | - | μs | R _L = 360 Ω to GND (Totem-Pole) R _L = 1KΩ pull-up (Open-Collector) |

Notes:

- 14) Normal application would be with light source blocked, simulated by I_F = 0 mA.
- 15) All parameters are tested using pulse techniques.
- 16) An increasing current applied to the LED which causes the output logic state to change.
For proper application I_F(+), LED current, should be more than the stated maximum.

General Note
TT Electronics reserves the right to make changes in product specification without notice or liability. All information is subject to TT Electronics' own data and is considered accurate at time of going to print.

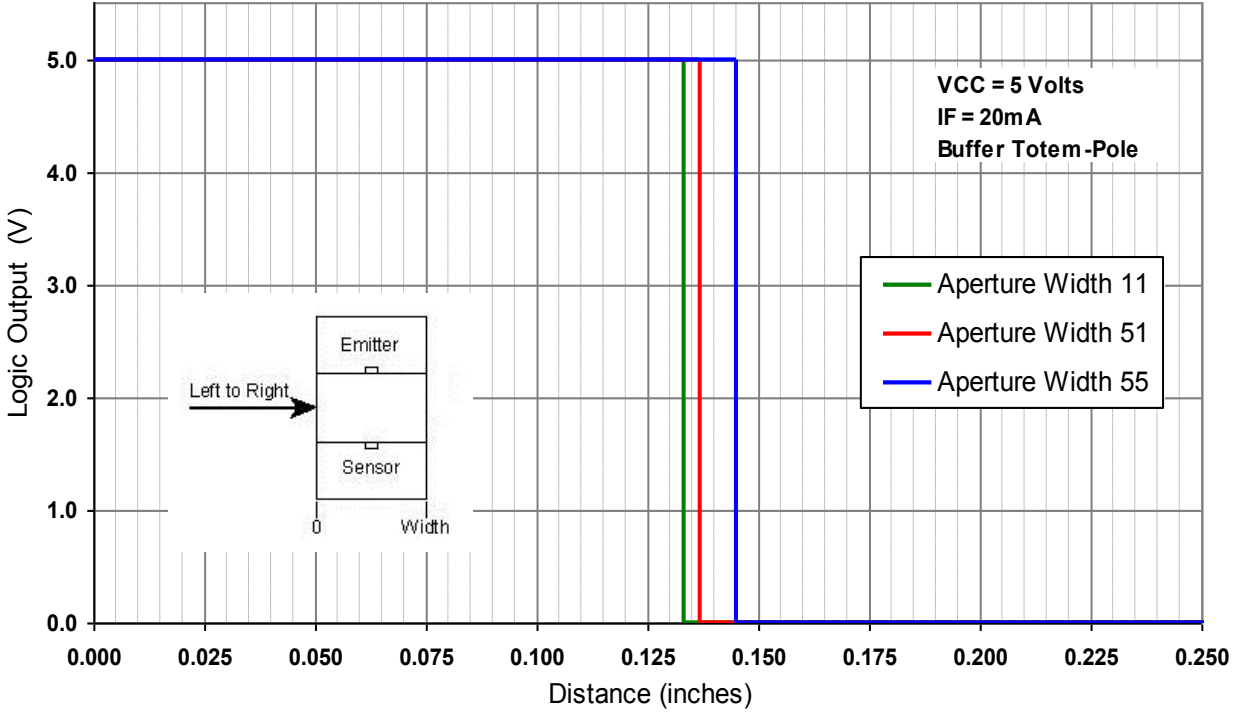
OPTEK Technology, Inc.
1645 Wallace Drive, Carrollton, TX 75006 | Ph: +1 972 323 2200
www.optekinc.com | www.ttelectronics.com

Photologic[®] Slotted Optical Switch

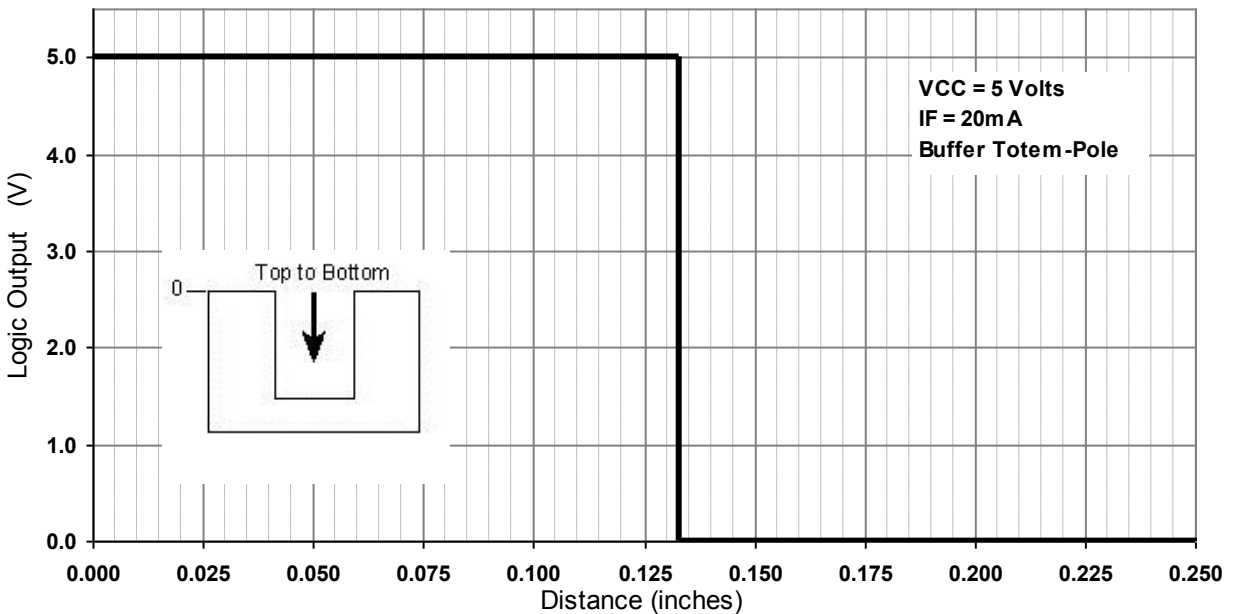


OPB960, OPB970, OPB980, OPB990 Series

Logic Output vs Left to Right Bocking Distance (X-Axis Blocked)



Logic Output vs Top to Bottom Bocking Distance (Y-Axis Blocked)



General Note
TT Electronics reserves the right to make changes in product specification without notice or liability. All information is subject to TT Electronics' own data and is considered accurate at time of going to print.

OPTEK Technology, Inc.
1645 Wallace Drive, Carrollton, TX 75006 | Ph: +1 972 323 2200
www.optekinc.com | www.ttelectronics.com

Компания «Океан Электроники» предлагает заключение долгосрочных отношений при поставках импортных электронных компонентов на взаимовыгодных условиях!

Наши преимущества:

- Поставка оригинальных импортных электронных компонентов напрямую с производств Америки, Европы и Азии, а так же с крупнейших складов мира;
- Широкая линейка поставок активных и пассивных импортных электронных компонентов (более 30 млн. наименований);
- Поставка сложных, дефицитных, либо снятых с производства позиций;
- Оперативные сроки поставки под заказ (от 5 рабочих дней);
- Экспресс доставка в любую точку России;
- Помощь Конструкторского Отдела и консультации квалифицированных инженеров;
- Техническая поддержка проекта, помощь в подборе аналогов, поставка прототипов;
- Поставка электронных компонентов под контролем ВП;
- Система менеджмента качества сертифицирована по Международному стандарту ISO 9001;
- При необходимости вся продукция военного и аэрокосмического назначения проходит испытания и сертификацию в лаборатории (по согласованию с заказчиком);
- Поставка специализированных компонентов военного и аэрокосмического уровня качества (Xilinx, Altera, Analog Devices, Intersil, Interpoint, Microsemi, Actel, Aeroflex, Peregrine, VPT, Syfer, Eurofarad, Texas Instruments, MS Kennedy, Miteq, Cobham, E2V, MA-COM, Hittite, Mini-Circuits, General Dynamics и др.);

Компания «Океан Электроники» является официальным дистрибьютором и эксклюзивным представителем в России одного из крупнейших производителей разъемов военного и аэрокосмического назначения «JONHON», а так же официальным дистрибьютором и эксклюзивным представителем в России производителя высокотехнологичных и надежных решений для передачи СВЧ сигналов «FORSTAR».



JONHON

«JONHON» (основан в 1970 г.)

Разъемы специального, военного и аэрокосмического назначения:

(Применяются в военной, авиационной, аэрокосмической, морской, железнодорожной, горно- и нефтедобывающей отраслях промышленности)

«FORSTAR» (основан в 1998 г.)

ВЧ соединители, коаксиальные кабели, кабельные сборки и микроволновые компоненты:

(Применяются в телекоммуникациях гражданского и специального назначения, в средствах связи, РЛС, а так же военной, авиационной и аэрокосмической отраслях промышленности).



Телефон: 8 (812) 309-75-97 (многоканальный)

Факс: 8 (812) 320-03-32

Электронная почта: ocean@oceanchips.ru

Web: <http://oceanchips.ru/>

Адрес: 198099, г. Санкт-Петербург, ул. Калинина, д. 2, корп. 4, лит. А