

# Type C1F

## Surface Mount Fast Acting Chip Fuse

HF  C1F Series – 1206 Size



RoHS 2 Compliant


### Features

- Fast Acting, with improved surge withstand performance
- Small size, 1206 SMD
- Current rating from 250mA to 8A, fuse marked with ampere code
- Wide operating temperature range from -55°C to 125°C
- Tape and Reel for automatic SMD placement
- Compatible with 260°C IR Pb-free and wave soldering process
- AEC-Q Compliant
- RoHS 2 compliant (MSL = 1)
- Halogen Free
- Lead Free
- Meets Bel automotive qualification\*
- \* - Largely based on internal AEC-Q test plan

### Applications

- Automotive Navigation System
- Thin film transistor LCD flat-panel display screen
- Notebook
- PC computer
- Office electronic equipment
- Industrial equipment
- Medical equipment
- POE, POE+
- LCD / LED monitor
- Power supply
- LCD / LED TV
- DC-DC Converter

LEAD FREE =   
 HALOGEN FREE = 





**AEC-Q Compliant**

### Typical Part Marking

Fuse body (ceramic white side) marked with marking code.

Example:




| Current Rating | Marking Code | Current Rating | Marking Code |
|----------------|--------------|----------------|--------------|
| 250mA          | E            | 2.5A           | T            |
| 375mA          | H            | 3A             | 3            |
| 500mA          | J            | 3.5A           | Z            |
| 750mA          | M            | 4A             | 4            |
| 1A             | 1            | 5A             | 5            |
| 1.25A          | P            | 6A             | 6            |
| 1.5A           | R            | 7A             | 7            |
| 2A             | 2            | 8A             | 8            |

### Electrical Characteristics (UL STD. 248-14)



| Testing Current | Blow Time |         |
|-----------------|-----------|---------|
|                 | Minimum   | Maximum |
| 100%            | 4 Hrs.    | N/A     |
| 200%            | N/A       | 5 Sec   |
| 300%            | N/A       | 0.2 Sec |

### Safety Agency Approvals

| Safety Agency   | Safety Agency Certificate | Voltage Rating (V)          | Ampere Range / Volt @ I.R. ability*  |
|---|---------------------------|-----------------------------|--------------------------------------|
|  | E20624                    | 250mA–8A/125V AC<br>/63V DC | 250mA–6A/100A @ 125V AC              |
|   |                           |                             | 7A–8A/35A @ 125V AC<br>/50A @ 63V DC |

\*I.R.= Interrupting Rating = Short Circuit Rating(Amps)

### Physical Specifications

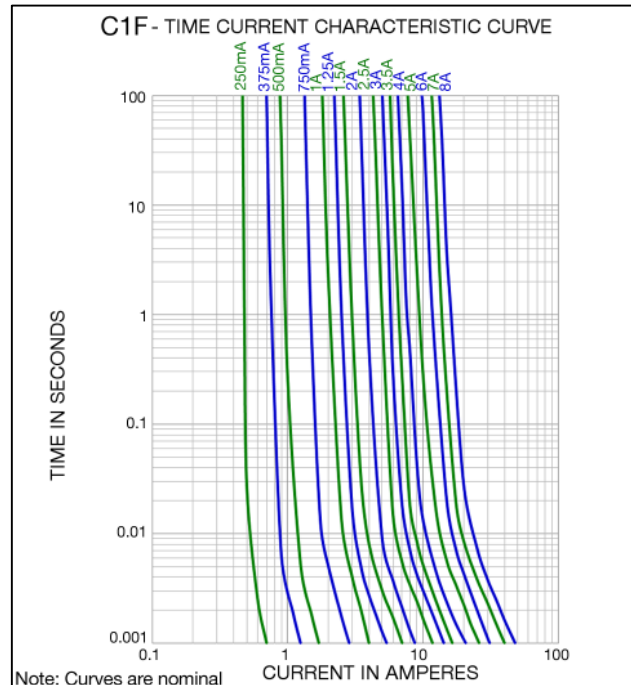
|   |  |
|---|--|
| Materials   | Body : Ceramic Substrate                     |
|   | Terminations : Ag / Ni / Sn (100% Lead-free) |
|   | Element Cover Coating : Lead-free Glass      |
| Marking   | On Fuse :                                    |
|   | Marking Code                                 |
|   | On Label :                                   |
| "bel", "C1F", "Current Rating", "Voltage Rating", "Interrupting Rating", "Appropriate Safety Logos" and "  ", "  "(China RoHS compliant). |  |

Specifications subject to change without notice

## Temperature Derating Curve



## Average Time Current Curve



## Electrical Specifications

| Part Number  | Ampere Rating (A) | Marking Code | Nominal Cold Resistance (ohms) | Maximum Volt-drop @100% In (Volt) max. | Voltage and Interrupting Ratings  | Nominal Melting I <sup>2</sup> T @ 10 In (A <sup>2</sup> Sec) | Maximum Power Dissipation @100% In (W) | Agency Approvals |
|--------------|-------------------|--------------|--------------------------------|--|---|---|--|------------------|
| 0685F0250-XX | 250mA             | E            | 2.30                           | 0.813                                  | See Table of Safety Approvals on Page 1 for Voltage and associated Interrupting Ratings | 0.0002  | 0.20                                   | Y                |
| 0685F0375-XX | 375mA             | H            | 1.25                           | 0.789                                  |   | 0.0007  | 0.30                                   | Y                |
| 0685F0500-XX | 500mA             | J            | 0.87                           | 0.693                                  |   | 0.0015  | 0.35                                   | Y                |
| 0685F0750-XX | 750mA             | M            | 0.43                           | 0.476                                  |   | 0.0051  | 0.36                                   | Y                |
| 0685F1000-XX | 1A                | 1            | 0.28                           | 0.421                                  |   | 0.012   | 0.42                                   | Y                |
| 0685F1250-XX | 1.25A             | P            | 0.210                          | 0.411                                  |   | 0.023   | 0.51                                   | Y                |
| 0685F1500-XX | 1.5A              | R            | 0.165                          | 0.400                                  |   | 0.040   | 0.60                                   | Y                |
| 0685F2000-XX | 2A                | 2            | 0.068                          | 0.194                                  |   | 0.085   | 0.39                                   | Y                |
| 0685F2500-XX | 2.5A              | T            | 0.049                          | 0.198                                  |   | 0.15  | 0.50                                   | Y                |
| 0685F3000-XX | 3A                | 3            | 0.039                          | 0.166                                  |   | 0.19  | 0.50                                   | Y                |
| 0685F3500-XX | 3.5A              | Z            | 0.032                          | 0.164                                  |   | 0.21  | 0.57                                   | Y                |
| 0685F4000-XX | 4A                | 4            | 0.026                          | 0.164                                  |   | 0.33  | 0.66                                   | Y                |
| 0685F5000-XX | 5A                | 5            | 0.020                          | 0.164                                  |   | 0.83  | 0.82                                   | Y                |
| 0685F6000-XX | 6A                | 6            | 0.015                          | 0.163                                  |   | 1.3   | 0.98                                   | Y                |
| 0685F7000-XX | 7A                | 7            | 0.012                          | 0.154                                  |   | 2.2   | 1.08                                   | Y                |
| 0685F8000-XX | 8A                | 8            | 0.010                          | 0.148                                  | 3.5   | 1.18  | Y                                      |                  |

Consult manufacturer for other ratings

**NOTES: Test Conditions**

All test for ratings 250mA - 5A were conducted with fuse samples soldered on a PCB (1.6mm thick) test board with copper traces measuring 0.035 mm (35µm) nominal thickness (1 oz. clad), 5mm wide and 100mm overall length.

All test for ratings 6A-8A were conducted with fuse samples soldered on a PCB (1.6mm thick) test board with copper traces measuring 0.070 mm (70µm) nominal thickness (2 oz. clad), 7.5mm wide and 100mm overall length.

Device designed to be mounted with marking facing up.

Device designed to carry rated current for 4 hours minimum. It is recommended that device be operated continuously at no more than 80% of rated current when in a +25°C ambient, with further derating at elevated ambient temperatures.



Specifications subject to change without notice

**Bel Fuse Inc.**  
206 Van Vorst Street  
Jersey City, NJ 07302 USA

+1 201.432.0463  
Bel.US.CS@belf.com  
[belfuse.com/circuit-protection](http://belfuse.com/circuit-protection)

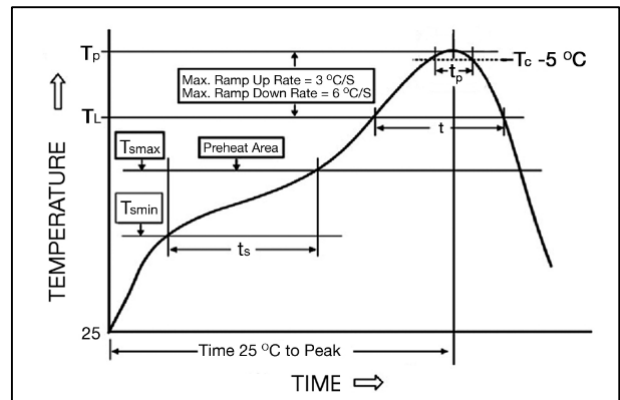
## Environmental Specifications

|                            |  |
|----------------------------|--|
| Shock Resistance           | MIL-STD-202G, Method 213B, Test Condition 1 (100 G's peak for 6 milliseconds; Sawtooth waveform)   |
| Vibration Resistance       | MIL-STD-202G, Method 201A (10-55 Hz, 0.06 inch, total excursion).  |
| Salt Spray Resistance      | MIL-STD-202G, Method 101E, Test Condition B (48 hrs.).   |
| Insulation Resistance      | MIL-STD-202G, Method 302, Test Condition A (After Opening) 10,000 ohms minimum.  |
| Solderability              | MIL-STD-202G, Method 208H  |
| Resistance to solder Heat  | MIL-STD-202G, Method 210F, Test Condition C. Top Side(260°C,20 sec)<br>MIL-STD-202G, Method 210F, Test Condition D. Bottom Side(260°C, 10 sec) |
| Thermal Shock              | MIL-STD-202G, Method 107G, Test Condition B (-65°C to +125°C).   |
| Operating Temperature      | -55°C to +125°C  |
| Moisture Sensitivity Level | 1 (According to IPC J-Std-020)   |

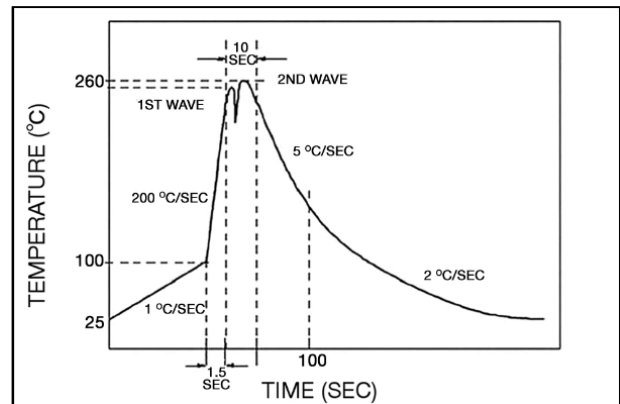
|                              |   |
|------------------------------|---|
| High temperature storage     | MIL-STD-202 Method 108  |
| Temperature cycling          | JESD22 Method JA-104, Test Condition B                                    |
| Biased humidity              | MIL-STD-202 Method 103, 85C/85% RH with 10% operating power for 1000 hrs. |
| Operational life             | MIL-STD-202 Method 108, Test Condition D                                  |
| Resistance to solvents       | MIL-STD-202 Method 215  |
| Mechanical shock             | MIL-STD-202 Method 213, Test Condition C                                  |
| Vibration                    | MIL-STD-202 Method 204  |
| Resistance to soldering heat | MIL-STD-202 Method 210, Test condition B                                  |
| Thermal shock                | MIL-STD-202 Method 107  |
| Solderability                | J-STD-002   |
| Board flex(SMD)              | AEC-Q200-005  |
| Terminal strength            | AEC-Q200-006  |
| Electrical characterization  | 3 temperature electrical  |

## Soldering Parameters

| IR Reflow Profile (IPC/JEDEC J-STD-020D)  |                 |
|---|-----------------|
| <b>Preheat &amp; Soak</b>   |                 |
| Temperature min ( $T_{smin}$ )  | 150°C           |
| Temperature max ( $T_{smax}$ )  | 200°C           |
| Time ( $T_{smin}$ to $T_{smax}$ ) ( $t_s$ )                                     | 60-120 seconds  |
| Average ramp-up rate ( $T_{smax}$ to $T_p$ )                                    | 3°C/second max. |
| Liquidous temperature ( $T_L$ )   | 217°C           |
| Time at liquidous ( $t_L$ )   | 60-150 seconds  |
| Peak temperature ( $T_p$ )  | 260°C max       |
| Time ( $t_p$ ) within 5°C of the specified classification temperature ( $T_c$ ) | 30 seconds      |
| Average ramp-down rate ( $T_p$ to $T_{smax}$ )                                  | 6°C/second max. |
| Time 25°C to peak temperature   | 8 minutes max.  |



| Lead-free Wave Soldering Profile                   |  |
|--|--|
| Wave Soldering Parameter                           |  |
| Average ramp-up rate                               | 200°C / second                               |
| Heating rate during preheat                        | typical 1 - 2°C / second<br>Max 4°C / second |
| Final preheat temperature                          | within 125°C of soldering temperature        |
| Peak temperature $T_p$                             | 260°C  |
| Time within +0°C / -5°C of actual peak temperature | 10 seconds                                   |
| Ramp-down rate                                     | 5°C / second max.                            |



Specifications subject to change without notice

Bel Fuse Inc.  
206 Van Vorst Street  
Jersey City, NJ 07302 USA

+1 201.432.0463  
Bel.US.CS@belf.com  
[belfuse.com/circuit-protection](http://belfuse.com/circuit-protection)

## Fuse FGNO Explanation

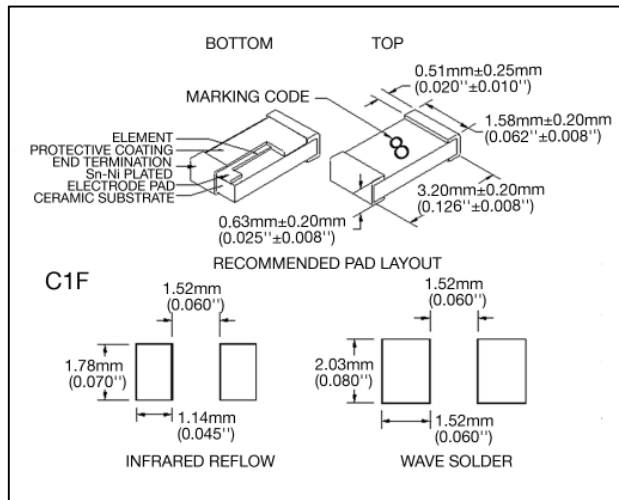
0685 F [XXXX] -XX

0685F=C1F; [XXXX]=Ampere Rating; XX=See Ordering Information as below

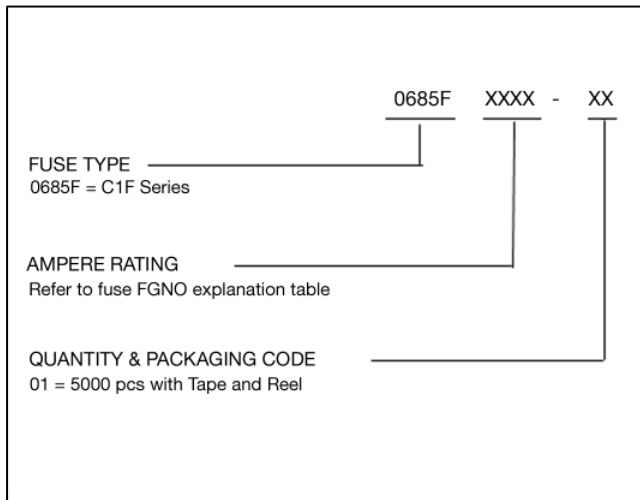
| Fraction | Decimal | Milliamps | Bel FGNO[XXXX] |
|----------|---------|-----------|----------------|
| 1/4      | 0.250   | 250       | 0250           |
| 3/8      | .375    | 375       | 0375           |
| 1/2      | .500    | 500       | 0500           |
| 3/4      | .750    | 750       | 0750           |
|          |         |           |                |
|          |         |           |                |
|          |         |           |                |
|          |         |           |                |
|          |         |           |                |
|          |         |           |                |
|          |         |           |                |
|          |         |           |                |
|          |         |           |                |
|          |         |           |                |

| Fraction | Decimal | Amps | Bel FGNO[XXXX] |
|----------|---------|------|----------------|
|          | 1.0     | 1    | 1000           |
| 1-1/4    | 1.25    | 1.25 | 1250           |
| 1-1/2    | 1.50    | 1.5  | 1500           |
|          | 2.0     | 2    | 2000           |
| 2-1/2    | 2.5     | 2.5  | 2500           |
|          | 3.0     | 3    | 3000           |
| 3-1/2    | 3.5     | 3.5  | 3500           |
|          | 4.0     | 4    | 4000           |
|          | 5.0     | 5    | 5000           |
|          | 6.0     | 6    | 6000           |
|          | 7.0     | 7    | 7000           |
|          | 8.0     | 8    | 8000           |

## Mechanical Dimensions



## Ordering Information



## Packaging

| Packaging Tape & Reel                      | Packaging Specification | Quantity | Quantity & Packaging Code |
|--|-------------------------|----------|---------------------------|
| 8 mm wide tape with 7 inches Diameter reel | EIA Standard 481-E      | 5000     | 0685FXXXX-01              |



Specifications subject to change without notice

Bel Fuse Inc.  
206 Van Vorst Street  
Jersey City, NJ 07302 USA

+1 201.432.0463  
Bel.US.CS@belf.com  
[belfuse.com/circuit-protection](http://belfuse.com/circuit-protection)

Компания «Океан Электроники» предлагает заключение долгосрочных отношений при поставках импортных электронных компонентов на взаимовыгодных условиях!

Наши преимущества:

- Поставка оригинальных импортных электронных компонентов напрямую с производств Америки, Европы и Азии, а так же с крупнейших складов мира;
- Широкая линейка поставок активных и пассивных импортных электронных компонентов (более 30 млн. наименований);
- Поставка сложных, дефицитных, либо снятых с производства позиций;
- Оперативные сроки поставки под заказ (от 5 рабочих дней);
- Экспресс доставка в любую точку России;
- Помощь Конструкторского Отдела и консультации квалифицированных инженеров;
- Техническая поддержка проекта, помощь в подборе аналогов, поставка прототипов;
- Поставка электронных компонентов под контролем ВП;
- Система менеджмента качества сертифицирована по Международному стандарту ISO 9001;
- При необходимости вся продукция военного и аэрокосмического назначения проходит испытания и сертификацию в лаборатории (по согласованию с заказчиком);
- Поставка специализированных компонентов военного и аэрокосмического уровня качества (Xilinx, Altera, Analog Devices, Intersil, Interpoint, Microsemi, Actel, Aeroflex, Peregrine, VPT, Syfer, Eurofarad, Texas Instruments, MS Kennedy, Miteq, Cobham, E2V, MA-COM, Hittite, Mini-Circuits, General Dynamics и др.);

Компания «Океан Электроники» является официальным дистрибьютором и эксклюзивным представителем в России одного из крупнейших производителей разъемов военного и аэрокосмического назначения «JONHON», а так же официальным дистрибьютором и эксклюзивным представителем в России производителя высокотехнологичных и надежных решений для передачи СВЧ сигналов «FORSTAR».



## JONHON

«JONHON» (основан в 1970 г.)

Разъемы специального, военного и аэрокосмического назначения:

(Применяются в военной, авиационной, аэрокосмической, морской, железнодорожной, горно- и нефтедобывающей отраслях промышленности)

«FORSTAR» (основан в 1998 г.)

ВЧ соединители, коаксиальные кабели, кабельные сборки и микроволновые компоненты:

(Применяются в телекоммуникациях гражданского и специального назначения, в средствах связи, РЛС, а так же военной, авиационной и аэрокосмической отраслях промышленности).



Телефон: 8 (812) 309-75-97 (многоканальный)

Факс: 8 (812) 320-03-32

Электронная почта: [ocean@oceanchips.ru](mailto:ocean@oceanchips.ru)

Web: <http://oceanchips.ru/>

Адрес: 198099, г. Санкт-Петербург, ул. Калинина, д. 2, корп. 4, лит. А