



QPA2363C

50 MHz – 4000 MHz Active Bias Cascadable SiGe HBT

General Description

Qorvo's QPA2363C is a high performance SiGe HBT MMIC amplifier utilizing a Darlington configuration with a patented active bias network. The active bias network provides stable current over temperature and process

Beta variations. Designed to run directly from a 3V supply, the QPA2363C does not require a dropping resistor as compared to typical Darlington amplifiers. The QPA2363C is designed for high linearity 3V gain block applications that require small size and minimal external components. It is internally matched to 50 Ω .

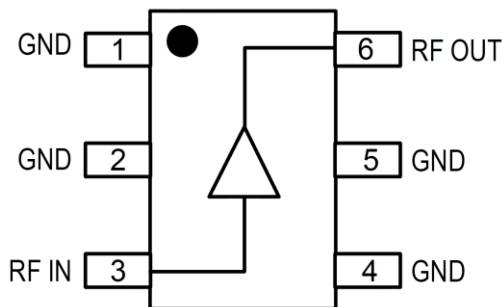


6 Lead SOT-363 Package

Product Features

- Single Fixed 3V Supply
- No Dropping Resistor Required
- Patented Self-Bias Circuitry
- P1dB=+11.0dBm at 1950MHz
- OIP3=+22.6dBm at 1950MHz
- Robust 1000V ESD, Class 1C HBM

Functional Block Diagram



Top View

Applications

- Instrumentation
- Repeaters
- Boosters
- PA Driver Amplifier
- Cellular, PCS, GSM, UMTS
- IF Amplifier
- Wireless Data, Satellite

Ordering Information

Part No.	Description
QPA2363CTR7	3000 pieces on a 7" reel (standard)
QPA2363CSQ	25 Piece Sample Bag
QPA2363CSR	100 Pieces on 7" Reel
QPA2363CPCK401	850 MHz, EVB with 5 Piece Sample Bag

Absolute Maximum Ratings

Parameter	Rating
Storage Temp	-55 to +150 °C
Device Voltage (V _D)	+4 V
Device Current (I _D)	55 mA
RF Input Power	+12 dBm

Exceeding any one or a combination of the Absolute Maximum Rating conditions may cause permanent damage to the device. Extended application of Absolute Maximum Rating conditions to the device may reduce device reliability.

Recommended Operating Conditions

Parameter	Min	Typ	Max	Units
Operating Temperature	-40		+105	°C
Junction Temperature (T _J)			+125	°C
Device Operating Voltage		+3.0		V

Electrical specifications are measured at specified test conditions. Specifications are not guaranteed over all recommended operating conditions.

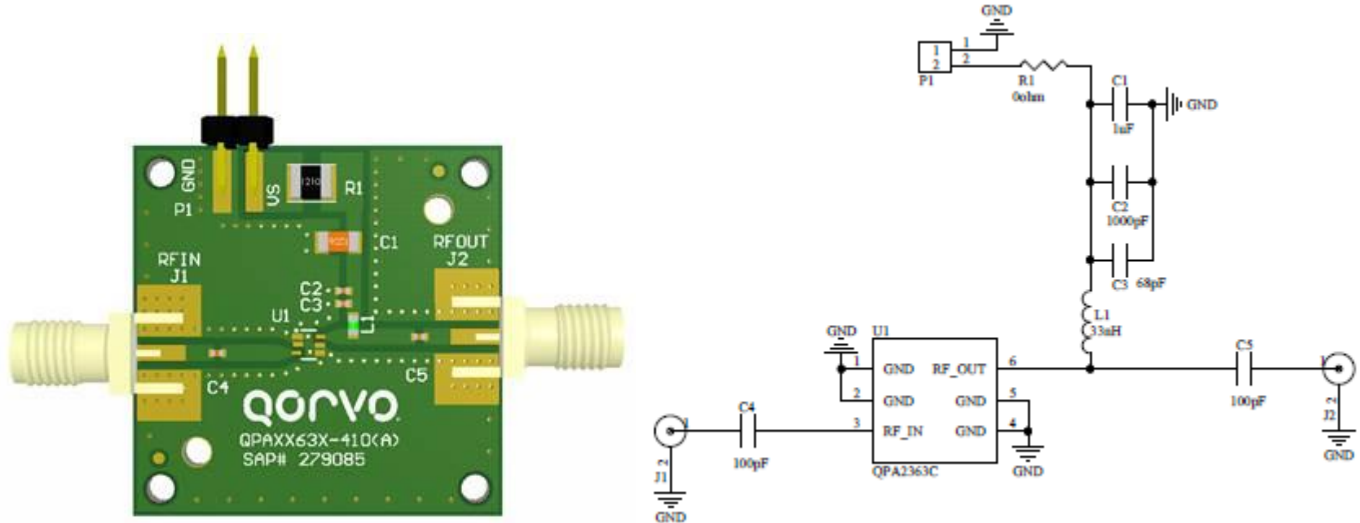
Electrical Specifications

Parameter	Conditions	Min	Typ	Max	Units
Small Signal Gain	850 MHz		17.3		dB
	1950 MHz		13.4		dB
	2400 MHz		12.0		dB
Output Power at 1dB Compression	850 MHz		+12.7		dBm
	1950 MHz		+11.0		dBm
	2400 MHz		+9.6		dBm
Output Third Intercept Point	850 MHz		+23.2		dBm
	1950 MHz		+22.6		dBm
	2400 MHz		+21.4		dBm
Input Return Loss	1950 MHz		16.3		dB
Output Return Loss	1950 MHz		13.2		dB
Noise Figure	1950 MHz		4.5		dB
Device Operating Current			26		mA
Thermal Resistance, θ_{jc}			142		°C/W

Notes:

1. Test conditions unless otherwise noted: V_S = +3 V, I_D = 26 mA Typ., OIP3 Tone Spacing=1 MHz, P_{OUT} per tone = -5 dBm, 50 Ω system, Temp = +25 °C

Evaluation Board and Schematic – 850 MHz Application Circuit



Bill of Material – 850 MHz Application Circuit

Reference	Value	Description	Manufacturer	Part Number
n/a	n/a	PCB, QPA2363C	Qorvo	QPAXX63X-410(A)
C1	1 uF	CAP, 10%, 25V, X7R, 1206	Murata Electronics	GRM31MR71E105KA01L
C2	1000 pF	CAP, 10%, 50V, X7R, 0402	Murata Electronics	GRM155R71H102KA01D
C3	68 pF	CAP, 5%, 50V, C0G, 0402	Murata Electronics	GRM1555C1H680JA01D
C4, C5	100 pF	CAP, 5%, 50V, C0G, 0402	Murata Electronics	GRM1555C1H101JA01D
R1	0 Ω	RES, 0 Ω , 1210	KOA Speer Electronics	RK73Z2ETTD
L1	33 nH	IND, 5%, M/L, 0603	Murata Electronics	LL1608-FSL33NJ
J1, J2	n/a	CONN, SMA, EL, FLT, 0.068" SPE-000318	Amphenol RF Asia Corp	901-10426
U1	n/a	HBT MMIC Amplifier	Qorvo	QPA2363C
J3, J4	n/a	CONN, HDR, ST, 1x2, 0.100", Hi-temp, T/H	Samtec Inc	HTSW-102-07-G-S

Component Values for Specific Frequencies

Frequency	500 MHz	850 MHz	1950 MHz	2400 MHz	3500 MHz
C4, C5	220 pF	100 pF	68 pF	56 pF	39 pF
C3	100 pF	68 pF	22 pF	22 pF	15 pF
L1	68 nH	33 nH	22 nH	18 nH	15 nH

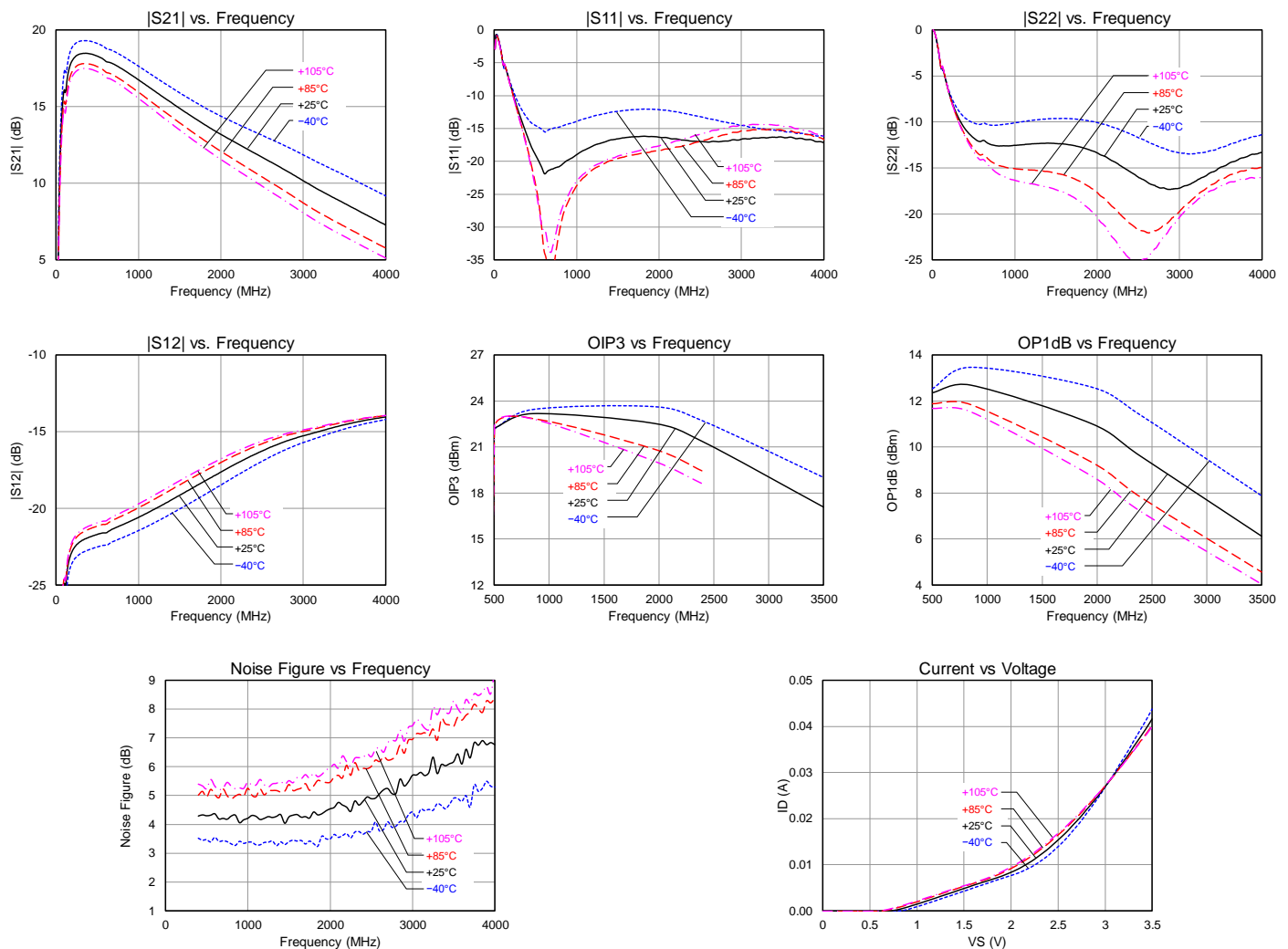
Typical Performance – 850 MHz Application Circuit

Parameter	Typical Value					Units
Frequency	500	850	1950	2400	3500	MHz
Small Signal Gain	18.3	17.3	13.4	12.0	8.7	dB
Output Third Intercept Point	+22.4	+23.2	+22.6	+21.4	+17.1	dBm
Output Power at 1dB Compression	+12.4	+12.7	+11.0	+9.6	+6.1	dBm
Input Return Loss	19.0	20.2	16.3	16.9	16.3	dB
Output Return Loss	11.7	12.6	13.2	15.4	14.9	dB
Reverse Isolation	21.7	21.0	17.8	16.5	14.6	dB
Noise Figure	4.3	4.3	4.5	4.8	6.2	dB

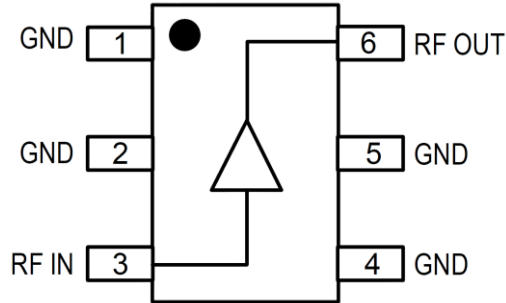
Notes:

- Test conditions: $V_S = +3\text{ V}$, $I_D = 26\text{ mA Typ.}$, OIP3 Tone Spacing=1 MHz, P_{OUT} per tone = -5 dBm, $50\ \Omega$ system, Temp = +25 °C

Performance Plots – 850 MHz Application Circuit

 Test conditions unless otherwise noted: $V_S = +3.0\text{ V}$, $I_D = 26\text{ mA}$, Temp. = +25 °C


Pin Configuration and Description

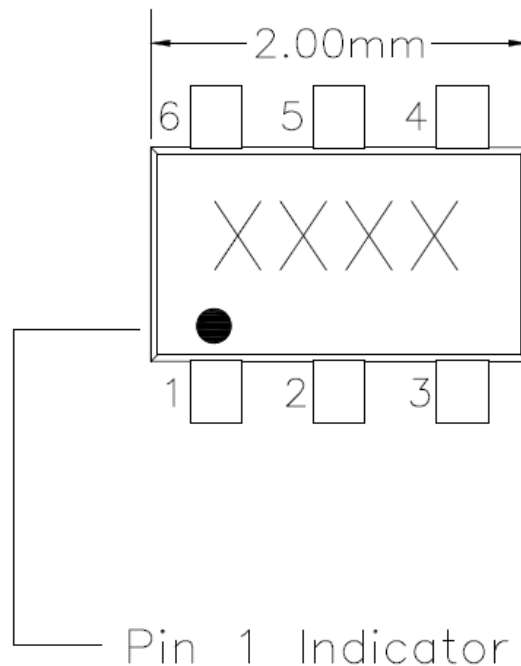


Top View

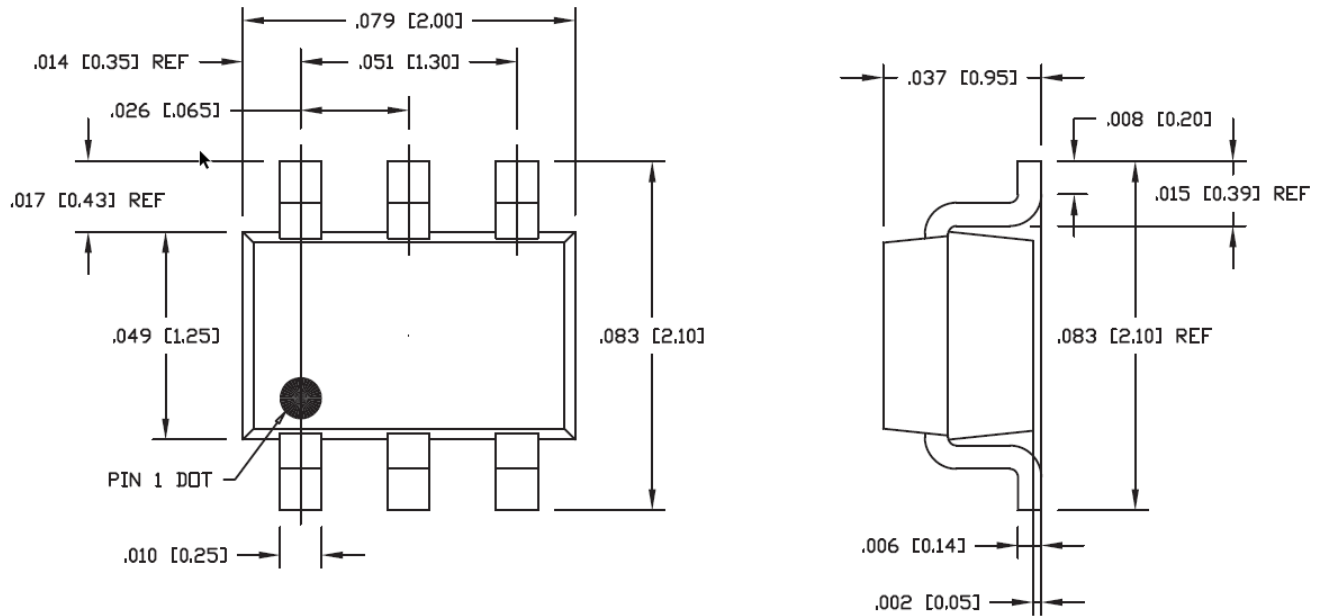
Pad No.	Label	Description
1, 2, 4, 5	GND	Connection to ground. Use via holes in PCB for best performance to reduce lead inductance as close to ground leads as possible
3	RF _{IN}	RF Input Pin. This pin requires the use of an external DC blocking capacitor chosen for the frequency of operation.
6	RF _{OUT}	RF Output and Bias Pin. DC voltage is present on this pin, therefore a DC blocking capacitor is necessary for proper operation.

Package Marking

XXXX is an Alpha-numeric trace code.

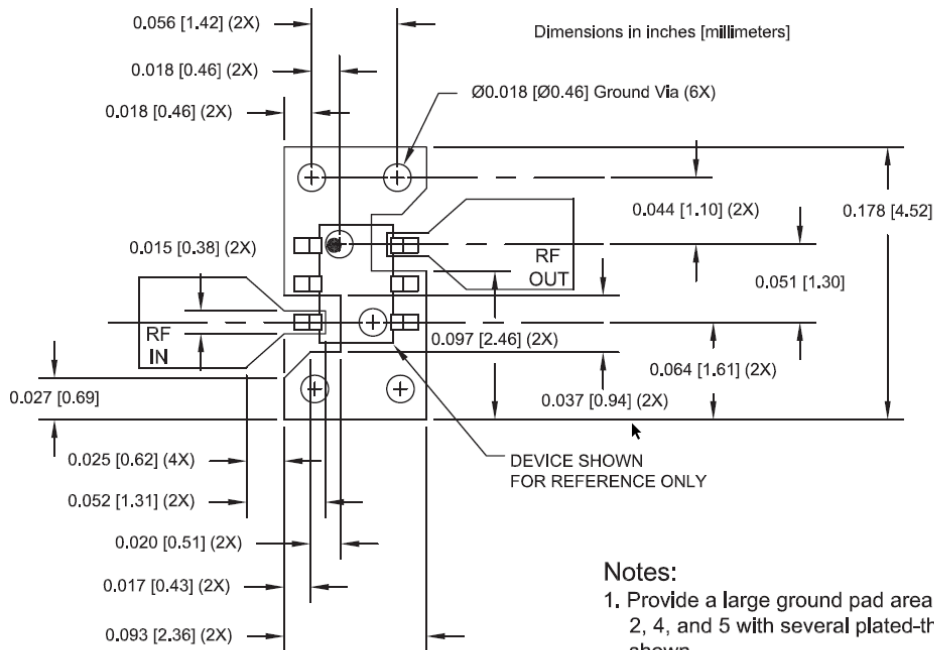


Package Dimensions



- Notes:
1. All dimensions are in inches (millimeters). Angles are in degrees.
 2. Dimension and tolerance formats conform to ASME Y15.5-2009.

PCB Mounting Pattern



- Notes:
1. Provide a large ground pad area under device pins 1, 2, 4, and 5 with several plated-through holes placed as shown.
 2. 1/2 ounce finished copper thickness is recommended.
 3. RF I/O lines are 50Ω

- Notes:
1. All dimensions are in inches (millimeters). Angles are in degrees.

Handling Precautions

Parameter	Rating	Standard
ESD – Human Body Model (HBM)	Class 1C	ESDA / JEDEC JS-001-2014
ESD – Charged Device Model (CDM)	Class C3	ESDA / JEDEC JS-002-2014
MSL – Moisture Sensitivity Level	Level 1	IPC/JEDEC J-STD-020



Caution!
ESD-Sensitive Device

Solderability

Compatible with lead-free (260°C max. reflow temp.) soldering process.

Solder profiles available upon request.

Contact plating: Matte Sn

RoHS Compliance

This part is compliant with 2011/65/EU RoHS directive (Restrictions on the Use of Certain Hazardous Substances in Electrical and Electronic Equipment) as amended by Directive 2015/863/EU.

This product also has the following attributes:

- Lead Free
- Halogen Free (Chlorine, Bromine)
- Antimony Free
- TBBP-A (C₁₅H₁₂Br₄O₂) Free
- PFOS Free
- SVHC Free



Contact Information

For the latest specifications, additional product information, worldwide sales and distribution locations:

Web: www.qorvo.com

Tel: 1-844-890-8163

Email: customer.support@qorvo.com

For technical questions and application information: **Email:** appsupport@qorvo.com

Important Notice

The information contained herein is believed to be reliable; however, Qorvo makes no warranties regarding the information contained herein and assumes no responsibility or liability whatsoever for the use of the information contained herein. All information contained herein is subject to change without notice. Customers should obtain and verify the latest relevant information before placing orders for Qorvo products. The information contained herein or any use of such information does not grant, explicitly or implicitly, to any party any patent rights, licenses, or any other intellectual property rights, whether with regard to such information itself or anything described by such information. **THIS INFORMATION DOES NOT CONSTITUTE A WARRANTY WITH RESPECT TO THE PRODUCTS DESCRIBED HEREIN, AND QORVO HEREBY DISCLAIMS ANY AND ALL WARRANTIES WITH RESPECT TO SUCH PRODUCTS WHETHER EXPRESS OR IMPLIED BY LAW, COURSE OF DEALING, COURSE OF PERFORMANCE, USAGE OF TRADE OR OTHERWISE, INCLUDING THE IMPLIED WARRANTIES OF MERCHANTABILITY AND FITNESS FOR A PARTICULAR PURPOSE.**

Without limiting the generality of the foregoing, Qorvo products are not warranted or authorized for use as critical components in medical, life-saving, or life-sustaining applications, or other applications where a failure would reasonably be expected to cause severe personal injury or death.

Copyright 2017 © Qorvo, Inc. | Qorvo is a registered trademark of Qorvo, Inc.

Компания «Океан Электроники» предлагает заключение долгосрочных отношений при поставках импортных электронных компонентов на взаимовыгодных условиях!

Наши преимущества:

- Поставка оригинальных импортных электронных компонентов напрямую с производств Америки, Европы и Азии, а так же с крупнейших складов мира;
- Широкая линейка поставок активных и пассивных импортных электронных компонентов (более 30 млн. наименований);
- Поставка сложных, дефицитных, либо снятых с производства позиций;
- Оперативные сроки поставки под заказ (от 5 рабочих дней);
- Экспресс доставка в любую точку России;
- Помощь Конструкторского Отдела и консультации квалифицированных инженеров;
- Техническая поддержка проекта, помощь в подборе аналогов, поставка прототипов;
- Поставка электронных компонентов под контролем ВП;
- Система менеджмента качества сертифицирована по Международному стандарту ISO 9001;
- При необходимости вся продукция военного и аэрокосмического назначения проходит испытания и сертификацию в лаборатории (по согласованию с заказчиком);
- Поставка специализированных компонентов военного и аэрокосмического уровня качества (Xilinx, Altera, Analog Devices, Intersil, Interpoint, Microsemi, Actel, Aeroflex, Peregrine, VPT, Syfer, Eurofarad, Texas Instruments, MS Kennedy, Miteq, Cobham, E2V, MA-COM, Hittite, Mini-Circuits, General Dynamics и др.);

Компания «Океан Электроники» является официальным дистрибьютором и эксклюзивным представителем в России одного из крупнейших производителей разъемов военного и аэрокосмического назначения «JONHON», а так же официальным дистрибьютором и эксклюзивным представителем в России производителя высокотехнологичных и надежных решений для передачи СВЧ сигналов «FORSTAR».



JONHON

«JONHON» (основан в 1970 г.)

Разъемы специального, военного и аэрокосмического назначения:

(Применяются в военной, авиационной, аэрокосмической, морской, железнодорожной, горно- и нефтедобывающей отраслях промышленности)

«FORSTAR» (основан в 1998 г.)

ВЧ соединители, коаксиальные кабели,
кабельные сборки и микроволновые компоненты:

(Применяются в телекоммуникациях гражданского и специального назначения, в средствах связи, РЛС, а так же военной, авиационной и аэрокосмической отраслях промышленности).



Телефон: 8 (812) 309-75-97 (многоканальный)

Факс: 8 (812) 320-03-32

Электронная почта: ocean@oceanchips.ru

Web: <http://oceanchips.ru/>

Адрес: 198099, г. Санкт-Петербург, ул. Калинина, д. 2, корп. 4, лит. А