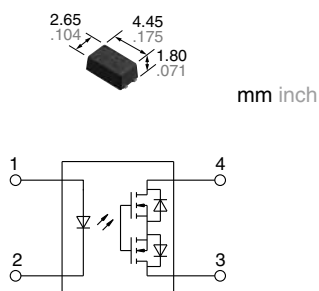


**C×R type SSOP package**  
**60 V, 80 V and 100 V**  
**load voltage**

**PhotoMOS®**  
**RF SSOP 1 Form A C×R**  
**(AQY22○○○V)**



**RoHS compliant**

### FEATURES

- 1. Miniature SSOP package**  
 (Compared to SOP 4-pin models, volume ratio can be reduced by approximately 53%.)
- 2. Load voltage: 60 V, 80 V and 100 V**
- 3. Low C×R**  
 Low on resistance and low output capacitance available
  - 60 V load voltage  
 Output capacitance: Typ. 27 pF, On resistance: Typ. 0.8Ω
  - 80 V load voltage  
 Output capacitance: Typ. 4.5 pF, On resistance: Typ. 10.5Ω
  - 100 V load voltage  
 Output capacitance: Typ. 5.8 pF, On resistance: Typ. 8.8Ω
- 4. Turn on time**  
 80 V and 100 V load voltage type: Typ. 0.05 ms

### TYPICAL APPLICATIONS

- 1. Measuring and testing equipment**  
 Semiconductor testing equipment, Probe cards, Datalogger, Board tester and other testing equipment
- 2. Telecommunication and broadcasting equipment**
- 3. Medical equipment**  
 Ultrasonic wave diagnostic machine
- 4. Multi-point recorder**  
 Data logger, Warping and Thermocouple, etc.

\*Does not support automotive applications.

### TYPES

Type	Output rating*1		Part No. (Tape and reel packing style)*2		Packing quantity in the tape and reel
	Load voltage	Load current	Picked from the 1 and 4-pin side	Picked from the 2 and 3-pin side	
AC/DC dual use	60 V	400 mA	AQY222R2VY	AQY222R2VW	3,500 pcs.
	80 V	120 mA	AQY225R2VY	AQY225R2VW	
	100 V	120 mA	AQY225R3VY	AQY225R3VW	

Notes: \*1. Indicate the peak AC and DC values.

\*2. Only tape and reel package is available. Packing quantity of 1,000 pieces is possible. Please consult us.

For space reasons, the three initial letters of the part number "AQY", the package (SSOP) indication "V", and the packaging style "Y" or "W" are not marked on the device.

## RATING

### 1. Absolute maximum ratings (Ambient temperature: 25°C 77°F)

Item		Symbol	AQY222R2V	AQY225R2V	AQY225R3V	Remarks
Input side	LED forward current	$I_F$	50 mA			
	LED reverse voltage	$V_R$	5 V			
	Peak forward current	$I_{FP}$	1 A			$f = 100$ Hz, Duty factor = 0.1%
	Power dissipation	$P_{in}$	75 mW			
Output side	Load voltage (peak AC)	$V_L$	60 V	80 V	100 V	
	Continuous load current	$I_L$	0.4 A	0.12 A		Peak AC, DC
	Peak load current	$I_{peak}$	1.2 A	0.3 A		100 ms (1shot), $V_L = DC$
	Power dissipation	$P_{out}$	250 mW			
Total power dissipation		$P_T$	300 mW			
I/O isolation voltage		$V_{iso}$	1,500 Vrms			
Ambient temperature	Operating	$T_{opr}$	-40 to +85°C -40 to +185°F			(Non-icing at low temperatures)
	Storage	$T_{stg}$	-40 to +100°C -40 to +212°F			

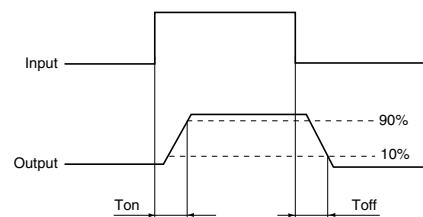
### 2. Electrical characteristics (Ambient temperature: 25°C 77°F)

Item			Symbol	AQY222R2V	AQY225R2V	AQY225R3V	Condition
Input	LED operate current	Typical	$I_{Fon}$	0.5 mA			AQY222R2V: $I_L = 400$ mA AQY225R2V: $I_L = 80$ mA AQY225R3V: $I_L = 80$ mA
		Maximum		3.0 mA			
	LED turn off current	Minimum	$I_{Foff}$	0.1 mA			
		Typical		0.45 mA			
LED dropout voltage	Typical	$V_F$	1.32 V (1.14 V at $I_F = 5$ mA)			$I_F = 50$ mA	
	Maximum		1.5 V				
Output	On resistance	Typical	$R_{on}$	0.8Ω	10.5Ω	8.8Ω	AQY222R2V: $I_F = 5$ mA, $I_L = 400$ mA AQY225R2V: $I_F = 5$ mA, $I_L = 80$ mA AQY225R3V: $I_F = 5$ mA, $I_L = 80$ mA Within 1 s
		Maximum		1.25Ω	15Ω	14Ω	
	Output capacitance	Typical	$C_{out}$	27 pF	4.5 pF	5.8 pF	
		Maximum		40 pF	6 pF	8 pF	
Off state leakage current	Typical	$I_{Leak}$	—			$I_F = 0$ mA, $V_L = Max.$	
	Maximum		*10 nA				
Transfer characteristics	Turn on time**	Typical	$T_{on}$	0.15 ms	0.05 ms		AQY222R2V: $I_F = 5$ mA, $V_L = 10$ V, $R_L = 100Ω$ AQY225R2V: $I_F = 5$ mA, $V_L = 10$ V, $R_L = 125Ω$ AQY225R3V: $I_F = 5$ mA, $V_L = 10$ V, $R_L = 125Ω$
		Maximum		0.5 ms			
	Turn off time**	Typical	$T_{off}$	0.08 ms	0.05 ms		
		Maximum		0.2 ms			
I/O capacitance	Typical	$C_{iso}$	0.8 pF			$f = 1$ MHz, $V_B = 0$ V	
	Maximum		1.5 pF				
Initial I/O isolation resistance	Minimum	$R_{iso}$	1,000 MΩ			500 V DC	

Note: Variation possible through combinations of output capacitance and on resistance. For more information, please contact our sales office in your area.

\*Available as custom orders (1 nA or less)

\*\*Turn on/Turn off time



### 3. Recommended operating conditions (Ambient temperature: 25°C 77°F)

Please use under recommended operating conditions to obtain expected characteristics.

Item		Symbol	Min.	Max.	Unit
LED current		$I_F$	5	30	mA
AQY222R2V	Load voltage (Peak AC)	$V_L$	—	30	V
	Continuous load current	$I_L$	—	0.4	A
AQY225R2V	Load voltage (Peak AC)	$V_L$	—	40	V
	Continuous load current	$I_L$	—	0.12	A
AQY225R3V	Load voltage (Peak AC)	$V_L$	—	50	V
	Continuous load current	$I_L$	—	0.12	A

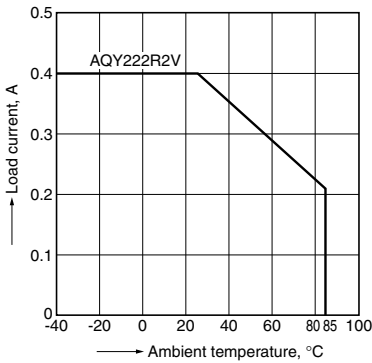
■ These products are not designed for automotive use.

If you are considering to use these products for automotive applications, please contact your local Panasonic Corporation technical representative.

**REFERENCE DATA**

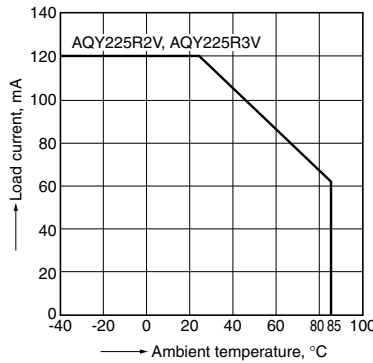
1.-(1) Load current vs. ambient temperature characteristics

Allowable ambient temperature: -40 to +85°C  
-40 to +185°F



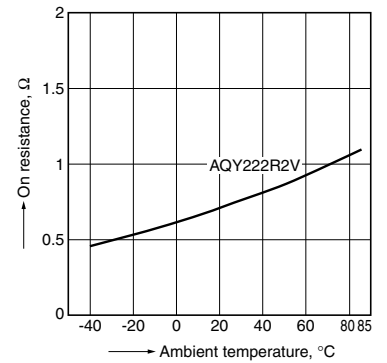
1.-(2) Load current vs. ambient temperature characteristics

Allowable ambient temperature: -40 to +85°C  
-40 to +185°F



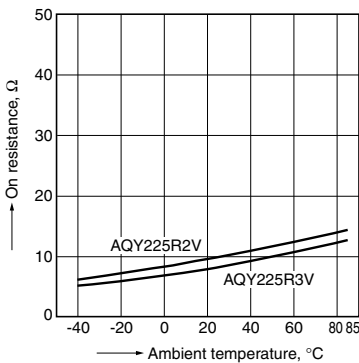
2.-(1) On resistance vs. ambient temperature characteristics

Measured portion: between terminals 3 and 4  
LED current: 5 mA; Load voltage: 10V (DC)  
Continuous load current: Max. (DC)



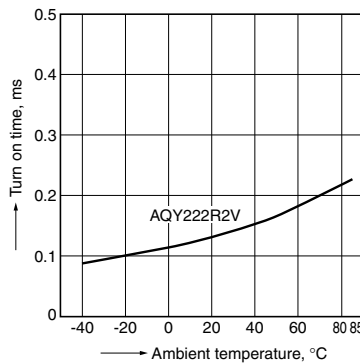
2.-(2) On resistance vs. ambient temperature characteristics

Measured portion: between terminals 3 and 4;  
LED current: 5 mA; Load voltage: 10V (DC);  
Continuous load current: 80mA (DC)



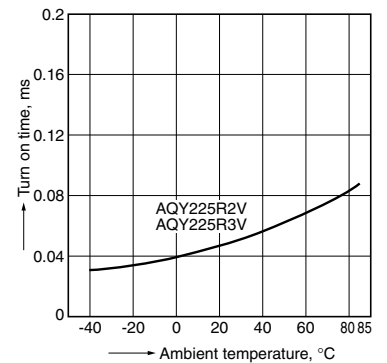
3.-(1) Turn on time vs. ambient temperature characteristics

LED current: 5 mA; Load voltage: 10V (DC);  
Continuous load current: 100mA (DC)



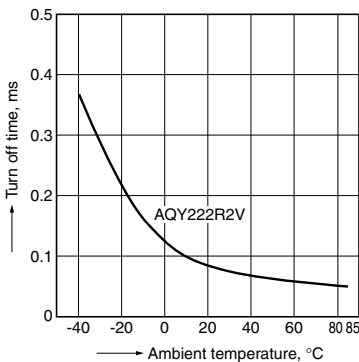
3.-(2) Turn on time vs. ambient temperature characteristics

LED current: 5 mA; Load voltage: 10V (DC);  
Continuous load current: 80mA (DC)



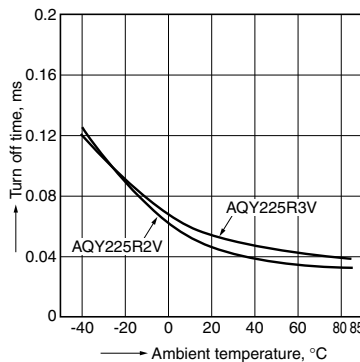
4.-(1) Turn off time vs. ambient temperature characteristics

LED current: 5 mA; Load voltage: 10V (DC);  
Continuous load current: 100mA (DC)



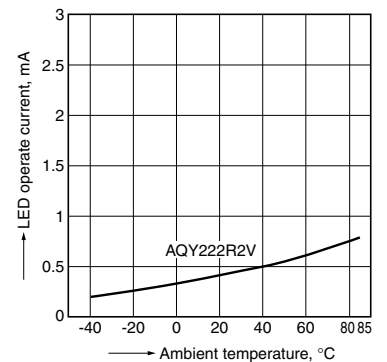
4.-(2) Turn off time vs. ambient temperature characteristics

LED current: 5 mA; Load voltage: 10V (DC);  
Continuous load current: 80mA (DC)



5.-(1) LED operate current vs. ambient temperature characteristics

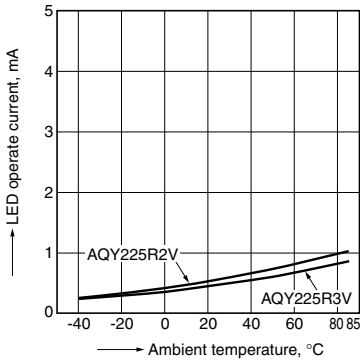
Load voltage: 10V (DC);  
Continuous load current: 400mA (DC)



# RF SSOP 1 Form A CxR (AQY22000V)

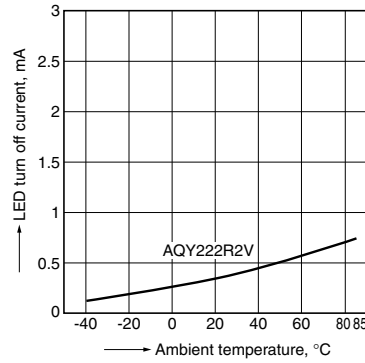
5.-(2) LED operate current vs. ambient temperature characteristics

Load voltage: 10V (DC);  
Continuous load current: 80mA (DC)



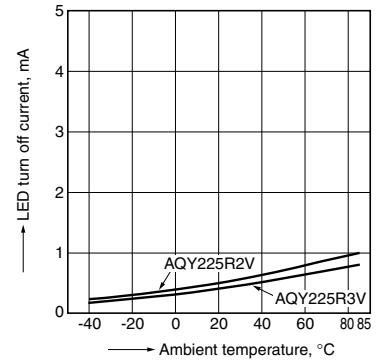
6.-(1) LED turn off current vs. ambient temperature characteristics

Load voltage: 10V (DC);  
Continuous load current: 400mA (DC)



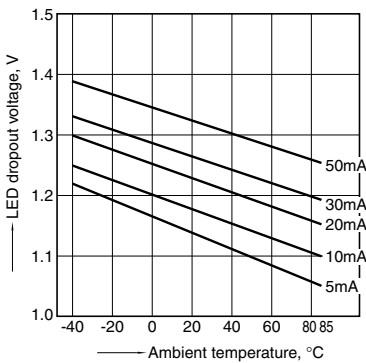
6.-(2) LED turn off current vs. ambient temperature characteristics

Load voltage: 10V (DC);  
Continuous load current: 80mA (DC)



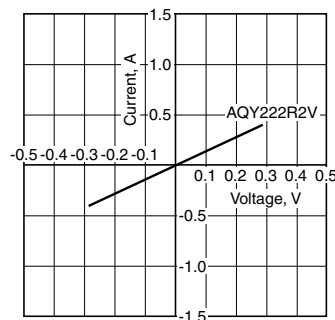
7. LED dropout voltage vs. ambient temperature characteristics

LED current: 5 to 50 mA



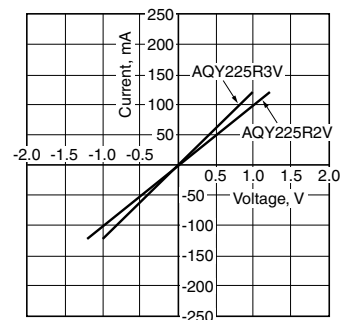
8.-(1) Current vs. voltage characteristics of output at MOS portion

Measured portion: between terminals 3 and 4;  
Ambient temperature: 25°C 77°F



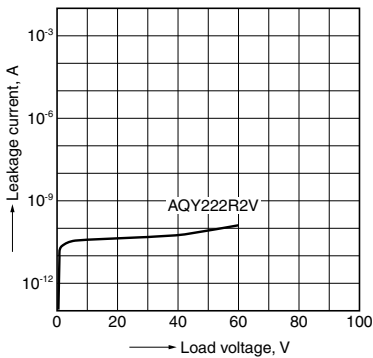
8.-(2) Current vs. voltage characteristics of output at MOS portion

Measured portion: between terminals 3 and 4;  
Ambient temperature: 25°C 77°F



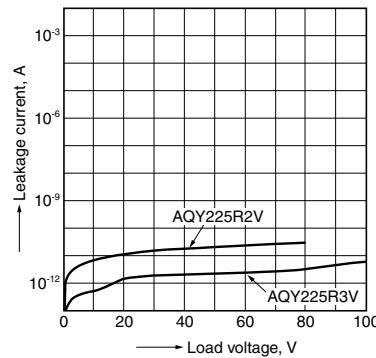
9.-(1) Off state leakage current vs. load voltage characteristics

Measured portion: between terminals 3 and 4;  
Ambient temperature: 25°C 77°F



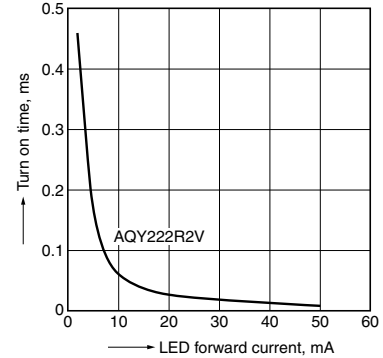
9.-(2) Off state leakage current vs. load voltage characteristics

Measured portion: between terminals 3 and 4;  
Ambient temperature: 25°C 77°F



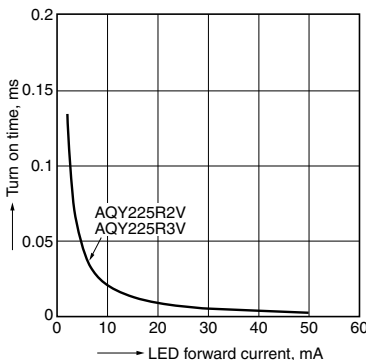
10.-(1) Turn on time vs. LED forward current characteristics

Measured portion: between terminals 3 and 4;  
Load voltage: 10V (DC); Continuous load current: 100mA (DC); Ambient temperature: 25°C 77°F



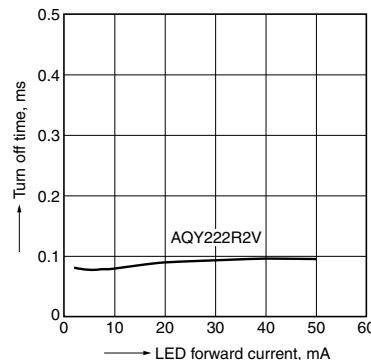
10.-(2) Turn on time vs. LED forward current characteristics

Measured portion: between terminals 3 and 4;  
Load voltage: 10V (DC); Continuous load current: 80mA (DC); Ambient temperature: 25°C 77°F



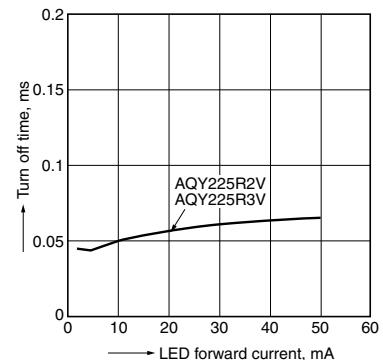
11.-(1) Turn off time vs. LED forward current characteristics

Measured portion: between terminals 3 and 4;  
Load voltage: 10V (DC); Continuous load current: 100mA (DC); Ambient temperature: 25°C 77°F



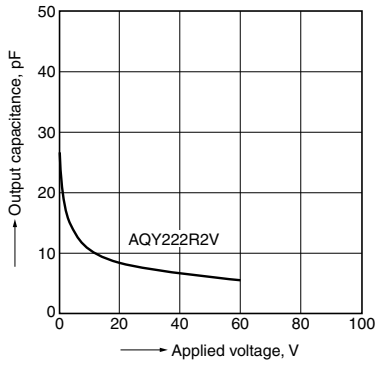
11.-(2) Turn off time vs. LED forward current characteristics

Measured portion: between terminals 3 and 4;  
Load voltage: 10V (DC); Continuous load current: 80mA (DC); Ambient temperature: 25°C 77°F



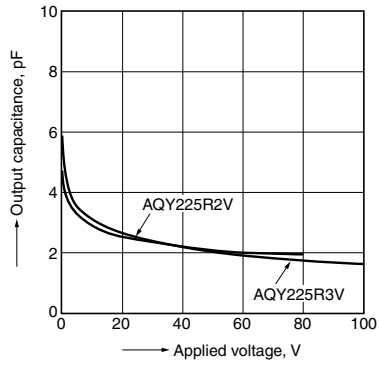
12.-(1) Output capacitance vs. applied voltage characteristics

Measured portion: between terminals 3 and 4;  
 Measurement signal: 1 MHz;  
 Ambient temperature: 25°C 77°F



12.-(2) Output capacitance vs. applied voltage characteristics

Measured portion: between terminals 3 and 4;  
 Measurement signal: 1 MHz;  
 Ambient temperature: 25°C 77°F



"PhotoMOS®", "PhotoMOS" and "PHOTOMOS" are registered trademarks of Panasonic Corporation.

\*Recognized in Japan, the United States, all member states of European Union and other countries.

Please contact .....

---

**Panasonic Corporation**

Electromechanical Control Business Division

■ 1006, Oaza Kadoma, Kadoma-shi, Osaka 571-8506, Japan  
[industrial.panasonic.com/ac/e/](http://industrial.panasonic.com/ac/e/)

**Panasonic®**

©Panasonic Corporation 2017

# Mouser Electronics

Authorized Distributor

Click to View Pricing, Inventory, Delivery & Lifecycle Information:

## Panasonic:

[AQY225R2V](#) [AQY225R2VW](#) [AQY225R2VY](#) [AQY222R2V](#) [AQY225R3V](#) [AQY222R2VW](#) [AQY222R2VY](#)  
[AQY225R3VY](#) [AQY225R3VW](#)

Компания «Океан Электроники» предлагает заключение долгосрочных отношений при поставках импортных электронных компонентов на взаимовыгодных условиях!

Наши преимущества:

- Поставка оригинальных импортных электронных компонентов напрямую с производств Америки, Европы и Азии, а так же с крупнейших складов мира;
- Широкая линейка поставок активных и пассивных импортных электронных компонентов (более 30 млн. наименований);
- Поставка сложных, дефицитных, либо снятых с производства позиций;
- Оперативные сроки поставки под заказ (от 5 рабочих дней);
- Экспресс доставка в любую точку России;
- Помощь Конструкторского Отдела и консультации квалифицированных инженеров;
- Техническая поддержка проекта, помощь в подборе аналогов, поставка прототипов;
- Поставка электронных компонентов под контролем ВП;
- Система менеджмента качества сертифицирована по Международному стандарту ISO 9001;
- При необходимости вся продукция военного и аэрокосмического назначения проходит испытания и сертификацию в лаборатории (по согласованию с заказчиком);
- Поставка специализированных компонентов военного и аэрокосмического уровня качества (Xilinx, Altera, Analog Devices, Intersil, Interpoint, Microsemi, Actel, Aeroflex, Peregrine, VPT, Syfer, Eurofarad, Texas Instruments, MS Kennedy, Miteq, Cobham, E2V, MA-COM, Hittite, Mini-Circuits, General Dynamics и др.);

Компания «Океан Электроники» является официальным дистрибьютором и эксклюзивным представителем в России одного из крупнейших производителей разъемов военного и аэрокосмического назначения «JONHON», а так же официальным дистрибьютором и эксклюзивным представителем в России производителя высокотехнологичных и надежных решений для передачи СВЧ сигналов «FORSTAR».



## JONHON

«JONHON» (основан в 1970 г.)

Разъемы специального, военного и аэрокосмического назначения:

(Применяются в военной, авиационной, аэрокосмической, морской, железнодорожной, горно- и нефтедобывающей отраслях промышленности)

«FORSTAR» (основан в 1998 г.)

ВЧ соединители, коаксиальные кабели,  
кабельные сборки и микроволновые компоненты:

(Применяются в телекоммуникациях гражданского и специального назначения, в средствах связи, РЛС, а так же военной, авиационной и аэрокосмической отраслях промышленности).



Телефон: 8 (812) 309-75-97 (многоканальный)

Факс: 8 (812) 320-03-32

Электронная почта: [ocean@oceanchips.ru](mailto:ocean@oceanchips.ru)

Web: <http://oceanchips.ru/>

Адрес: 198099, г. Санкт-Петербург, ул. Калинина, д. 2, корп. 4, лит. А