# Type HOLCO Series

## Key Features

- Ultra Precision - Down To 0.05%
- Matched Sets Available To 2ppm/°C
- High Pulse Withstand
- Low Reactance
- Low TCR - Down To 5ppm/°C
- Long Term Stability
- Up To 1 Watt At 70°C
- Released To CECC 40101 004, 030 And 804

The Holco range of Precision Metal Film Resistors meets the requirement for economically priced components for industrial and military applications. The manufacturing facility utilises closely controlled production processes including the sputter coating of metal alloy films to ceramic substrates, and laser spiralling to achieve close tolerance and high stability resistors. An epoxy coating is applied for environmental and mechanical protection. Commercially the Series is available in two case sizes, from 1 ohm to 4M ohms, tolerances from 0.05% to 1% and TCR's from 5ppm/°C to 100ppm/°C. Offered with release to BS CECC 40101 004, 030 and 804 the H8 is available via distribution.

## Characteristics - Electrical

| | H4P | H4 | H8 | |
|---|---|---|---|---|
| **BS CECC 40101 004** | | | | |
| **Style:** | | K | H | J |
| **Power Rating at 70°C:** | | 0.25W | 0.063W | 0.125W |
| **Temperature Rise (max):** | | 32°C | 14°C | 28°C |
| **Limiting Element Voltage:** | | 250V | 200V | 200V |
| **BS CECC 40101 030** | | | | |
| **Style:** | | J | H | |
| **Power Rating at 125°C:** | | 0.125W | 0.1W | |
| **Temperature Rise (max):** | | 30°C | 30°C | |
| **Limiting Element Voltage:** | | 250V | 200V | |
| **BS CECC 40101 804** | | | | |
| **Style:** | | B | A | |
| **Power Rating at 125°C:** | | 0.25W | 0.125W | |
| **Limiting Element Voltage:** | | 250V | 200V | |
| **Commercial Ratings** | | | | |
| **Power Rating at 70°C:** | 1.0W | 0.5W | 0.25W | |
| **Temperature Rise:** | 70°C | 55°C | 40°C | |
| **Limiting Element Voltage:** | 500V | 350V | 350V | |

## General Data

| | |
|---|---|
| **Lead Material:** | Solderability to BS CECC 40101 004 Para 4.15.1 |
| **Encapsulation:** | Conformal Epoxy Coating |
| **Resistor Marking:** | Legend printed in accordance with CECC 40000 Para 2.4 |
| **Solvent Resistance:** | The epoxy coating and print will withstand the action of all commonly used industrial cleansing solvents |



Dimensions are in millimeters and inches unless otherwise specified. Values in brackets are standard equivalents.

Dimensions are shown for reference purposes only. Specifications subject to change.

For email, phone or live chat, go to: **te.com/help**

# Type HOLCO Series

## Temperature Coefficient / Tolerance Ranges

| TCR | H4P | | | H4 | | | H8 | | |
|---|---|---|---|---|---|---|---|---|---|
| ppm/°C | 0.05% | 0.1%-0.25% | 0.5%-1.0% | 0.05% | 0.1%-0.25% | 0.5%-1.0% | 0.05% | 0.1%-0.25% | 0.5%-1.0% |
| 5 | 10R-500K | 10R-500K | 10R-500K | 10R-500K | 10R-500K | 10R-500K | 10R-500K | 10R-500K | 10R-500K |
| 10 | 10R-1M0 | 10R-1M0 | 10R-1M0 | 10R-1M0 | 10R-1M0 | 10R-1M0 | 10R-1M0 | 10R-1M0 | 10R-1M0 |
| 15 | 10R-1M0 | 10R-1M0 | 10R-1M0 | 10R-1M0 | 10R-1M0 | 10R-1M0 | 10R-1M0 | 10R-1M0 | 10R-1M0 |
| 25 | 10R-1M0 | 10R-2M0 | 10R-2M0 | 10R-1M0 | 10R-2M0 | 10R-2M0 | 10R-1M0 | 10R-2M0 | 10R-2M0 |
| 50 | 10R-1M0 | 10R-2M0 | 10R-4M0 | 10R-1M0 | 10R-2M0 | 10R-4M0 | 10R-1M0 | 10R-2M0 | 10R-4M0 |
| 100 | 10R-1M0 | 1R0-2M0 | 1R0-4M0 | 10R-1M0 | 1R0-2M0 | 1R0-4M0 | 10R-1M0 | 1R0-2M0 | 1R0-4M0 |

## Approved Value Ranges
## 40101-004, 40101-030

| Type | Style 004 | Style 030 | Z 100ppm | C 50ppm | D 25ppm | Y 15ppm |
|---|---|---|---|---|---|---|
| H4 | K | J | 10R-1M0 | 49R9-1M0 | 49R9-1M0 | 49R9-1M0 |
| H8 | HJ | H | 10R-1M0 | 49R9-1M0 | 49R9-1M0 | 49R9-1M0 |

Tolerances 0.1%, 0.25%, 0.5%, 1%

## 40101-804

| Type | Style | C 50ppm | D 25ppm | T 15ppm |
|---|---|---|---|---|
| H4 | B | 49R9-1M0 | 49R9-1M0 | 49R9-1M0 |
| H8 | A | 49R9-1M0 | 49R9-1M0 | 49R9-1M0 |

Tolerances 0.1%, 0.25%, 0.5%, 1%

## Characteristics - Electrical

| | Typical Data | Reference |
|---|---|---|
| **Voltage Coefficient of Resistance (Between 10% and Full Rated Voltage)** | Less Than 5ppm/Volt Applied | n/a |
| **Insulation Resistance at 500 Volts** | Greater Than $10^{12}$ Ohms | n/a |
| **Resistance to Soldering Heat (260°C for 10 Secs.)** | Less Than 0.05% | BS CECC 40101 004 Para 4.15.2 |
| **Short Term Overload (6.25 Times Rated BS CECC Wattage for 5 Seconds)** | Less Than 0.06% | BS CECC 40101 004 Para 4.11 |
| **Ambient Temperature Range** | -55°C to +155°C | BS CECC 40101 004, BS CECC 40101 030 & Commercial |
| **Rapid Change of Temperature (-55°C to +155°C, 5 cycles)** | Less Than 0.04% | BS CECC 40101 004 Para 4.16 |
| **Shelf Life (at Normal Room Temp.)** | Less Than 0.05% Per Annum | n/a |
| **Vibration (10-500 HZ,Amplitude 0.75mm, or Acceleration 98m/s2 which is less severe, sweep duration 6 hours)** | Less Than 0.04% | BS CECC 40101 004 Para 4.19 |
| **Vibration (55-2000 Hz Simple Harmonic Motion, Max.Acceleration 98m/s2, Duration 35±5 Minutes)** | Less Than 0.04% | MIL STD 202 METHOD 204-C |
| **Bump (390m/s2, 4000 Bumps)** | Less Than 0.03% | BS 2011 Part 2.1 Eb 1977 (1984) |
| **Load Stability** | See Graphs | n/a |
| **Damp Heat Steady State** | See Graph | BS CECC 40101 004 Para 4.21 |



Dimensions are in millimeters and inches unless otherwise specified. Values in brackets are standard equivalents.

Dimensions are shown for reference purposes only. Specifications subject to change.

For email, phone or live chat, go to: **te.com/help**

# Type HOLCO Series

## Dimensions

To prevent damage to the components conformal coating, the leads should be adequately supported during the forming process

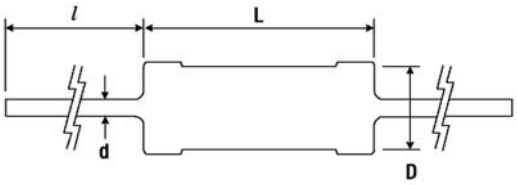


| | H4P | H4 | H8 |
|---|---|---|---|
| **Body Length (L) maximum:** | 10.0 mm | 10.0 mm | 7.20 mm |
| **Body Diameter (D) maximum:** | 3.70 mm | 3.70 mm | 2.50 mm |
| **Lead Diameter (d) maximum:** | 0.60 mm | 0.60 mm | 0.60 mm |
| **Lead Length (l) nominal:** | 30.0 mm | 30.0 mm | 30.0 mm |
| **Recommended Mounting Pitch:** | 12.7 mm | 12.7 mm | 10.2 mm |
| **Weight (g/100 resistors)** | 40 | 40 | 24 |

## Characteristics - Long Term Stability

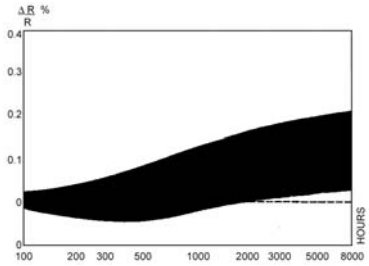


**Long Term Stability**
BS CECC 40101 004
Ratings at 70°C
H4 - 0.25 W
H8 - 0.125 W

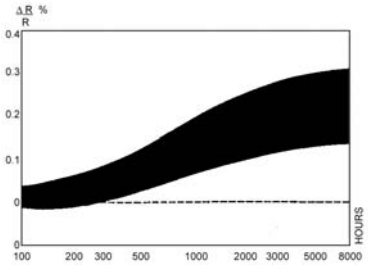


**Long Term Stability**
BS CECC 40101 030
Ratings at 125°C
H4 - 0.125 W
H8 - 0.1 W

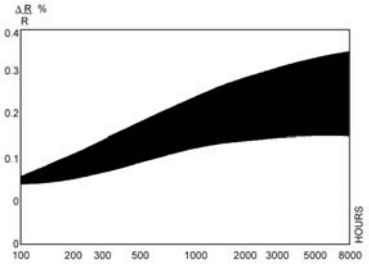


**Long Term Stability**
Commercial
Ratings at 125°C
H4P - 1W
H4 - 0.5 W
H8 - 0.25 W

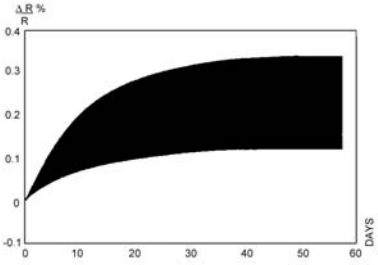


**Damp Heat Steady State**
93% RH at 40°C



Dimensions are in millimeters and inches unless otherwise specified. Values in brackets are standard equivalents.

Dimensions are shown for reference purposes only. Specifications subject to change.

For email, phone or live chat, go to: **te.com/help**

# Type HOLCO Series

## Derating Graph - Approved and Commercial Ratings

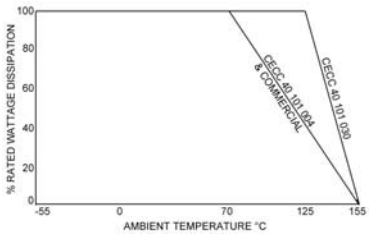


## How to Order

| H8 | 100R | B | Y | B |
|---|---|---|---|---|
| **Common Part** | **Resistance Value** | **Tolerance** | **T.C.R. Code** | **Release** |
| H4P<br>H4<br>H8 | 1.0 ohm (1000 milli ohms) 1R0<br>10 ohm (10 ohms) 10R<br>100 ohm (100 ohms) 100R<br>1K 0hm (1000 ohms) 1K0<br>10K ohm (10000 ohms) 10K<br>100K ohm (100000 ohms) 100K<br>1M ohm (1000000 ohms) 1M0 | A - 0.05%<br>B - 0.1%<br>C - 0.25%<br>D - 0.5%<br>F - 1.0% | A - 5ppm<br>B - 10ppm<br>Y - 15ppm<br>D - 25ppm<br>C - 50ppm<br>Z - 100ppm | A - Part can only be sold with Commercial or C of C release.<br>B - Part can be sold to BS CECC 40101 004, BS CECC 40101 030<br>D - Part can be sold to BS CECC 40101 804 |

TE Connectivity, TE connectivity (logo) and TE (logo) are trademarks.
Other logos, product and Company names mentioned herein may be trademarks of their respective owners.

While TE has made every reasonable effort to ensure the accuracy of the information in this datasheet, TE does not guarantee that it is error-free, nor does TE make any other representation, warranty or guarantee that the information is accurate, correct, reliable or current. TE reserves the right to make any adjustments to the information contained herein at any time without notice. TE expressly disclaims all implied warranties regarding the information contained herein, including, but not limited to, any implied warranties of merchantability or fitness for a particular purpose. The dimensions in this datasheet are for reference purposes only and are subject to change without notice. Specifications are subject to change without notice. Consult TE for the latest dimensions and design specifications.

# OCEAN CHIPS
## Океан Электроники
### Поставка электронных компонентов

Компания «Океан Электроники» предлагает заключение долгосрочных отношений при поставках импортных электронных компонентов на взаимовыгодных условиях!

Наши преимущества:

- Поставка оригинальных импортных электронных компонентов напрямую с производств Америки, Европы и Азии, а так же с крупнейших складов мира;
- Широкая линейка поставок активных и пассивных импортных электронных компонентов (более 30 млн. наименований);
- Поставка сложных, дефицитных, либо снятых с производства позиций;
- Оперативные сроки поставки под заказ (от 5 рабочих дней);
- Экспресс доставка в любую точку России;
- Помощь Конструкторского Отдела и консультации квалифицированных инженеров;
- Техническая поддержка проекта, помощь в подборе аналогов, поставка прототипов;
- Поставка электронных компонентов под контролем ВП;
- Система менеджмента качества сертифицирована по Международному стандарту ISO 9001;
- При необходимости вся продукция военного и аэрокосмического назначения проходит испытания и сертификацию в лаборатории (по согласованию с заказчиком);
- Поставка специализированных компонентов военного и аэрокосмического уровня качества (Xilinx, Altera, Analog Devices, Intersil, Interpoint, Microsemi, Actel, Aeroflex, Peregrine, VPT, Syfer, Eurofarad, Texas Instruments, MS Kennedy, Miteq, Cobham, E2V, MA-COM, Hittite, Mini-Circuits, General Dynamics и др.);

Компания «Океан Электроники» является официальным дистрибьютором и эксклюзивным представителем в России одного из крупнейших производителей разъемов военного и аэрокосмического назначения **«JONHON»**, а так же официальным дистрибьютором и эксклюзивным представителем в России производителя высокотехнологичных и надежных решений для передачи СВЧ сигналов **«FORSTAR»**.

AVIC JONHON

**«JONHON»** (основан в 1970 г.)

Разъемы специального, военного и аэрокосмического назначения:

(Применяются в военной, авиационной, аэрокосмической, морской, железнодорожной, горно- и нефтедобывающей отраслях промышленности)

**«FORSTAR»** (основан в 1998 г.)

ВЧ соединители, коаксиальные кабели, кабельные сборки и микроволновые компоненты:

(Применяются в телекоммуникациях гражданского и специального назначения, в средствах связи, РЛС, а так же военной, авиационной и аэрокосмической отраслях промышленности).

FORSTAR®

Телефон: 8 (812) 309-75-97 (многоканальный)
Факс: 8 (812) 320-03-32
Электронная почта: ocean@oceanchips.ru
Web: http://oceanchips.ru/
Адрес: 198099, г. Санкт-Петербург, ул. Калинина, д. 2, корп. 4, лит. А