



RoHS compliant

FEATURES

- Low pick-up voltage for high ambient use
- Sealed construction
- Global standard terminal pitch
- Usable at high temperature: 85°C 185°F

TYPICAL APPLICATIONS

- Power-window
- Car antenna
- Door lock
- Intermittent wiper
- Interior lighting
- Power seat
- Power sunroof
- Car stereo
- Horn
- Lift gate, etc.

ORDERING INFORMATION



TYPES

| Contact arrangement | Coil voltage | Standard type | | High capacity type | |
|---------------------|--------------|---------------|---------------------|--------------------|---------------------|
| | | Sealed type | Flux-resistant type | Sealed type | Flux-resistant type |
| | | Part No. | Part No. | Part No. | Part No. |
| 1 Form A | 12 V DC | JSM1a-12V-4 | JSM1aF-12V-4 | JSM1a-12V-5 | JSM1aF-12V-5 |
| 1 Form C | 12 V DC | JSM1-12V-4 | JSM1F-12V-4 | JSM1-12V-5 | JSM1F-12V-5 |

Standard packing; Carton: 100 pcs.; Case: 500 pcs.

RATING

1. Coil data

| Nominal coil voltage | Pick-up voltage (at 20°C 68°F) (Initial) | Drop-out voltage (at 20°C 68°F) (Initial) | Nominal operating current [±10%] (at 20°C 68°F) | Coil resistance [±10%] (at 20°C 68°F) | Nominal operating power | Usable voltage range |
|----------------------|--|---|---|---------------------------------------|-------------------------|----------------------|
| 12V DC | Max. 6.3 V DC | Min. 0.9 V DC | 53.3 mA | 225Ω | 640 mW | 10 to 16V DC |

Note: Other pick-up voltage types are also available. Please contact us for details.

2. Specifications

| Characteristics | Item | Specifications | | | |
|-----------------------------|---|---|---|---|--|
| | | Standard type | | High capacity type | |
| Contact | Arrangement | 1 Form A | | 1 Form C | |
| | Contact resistance (Initial) | Max. 200 mΩ (Measured after operating 5 times, 6V DC 1A) | | Max. 100 mΩ (By voltage drop 6V DC 1A) | |
| | Contact voltage drop | Max. 0.2 V DC (at 10 A 12 VDC) | | | |
| | Contact material | Ag alloy (Cadmium free) | | | |
| Rating | Nominal switching capacity (resistive load) | 10A 16V DC | | 15A 16V DC | |
| | Max. carrying current*3 | 25 A (at 20°C 68°F for 2 minutes), 15 A (at 20°C 68°F for 1 hour), 20 A (at 85°C 185°F for 2 minutes), 10 A (at 85°C 185°F for 1 hour) | | | |
| | Max. switching power (resistive load) | 160 mW | | 240 W | |
| | Max. switching voltage | 16V DC | | | |
| | Max. switching current | 10 A | | 15 A (Max. 10 A at 85°C 185°F) | |
| | Nominal operating power | 640 mW | | | |
| Electrical characteristics | Min. switching capacity (resistive load)*1 | 1 A 12 V DC | | | |
| | Insulation resistance (Initial) | Min. 100 MΩ (at 500V DC) | | | |
| | Breakdown voltage (Initial) | Between open contacts | 750 Vrms for 1 min. (Detection current: 10mA) | | |
| | | Between contacts and coil | 1,500 Vrms for 1 min. (Detection current: 10mA) | | |
| Operate time (at 20°C 68°F) | Max. 10ms (at nominal voltage) (excluding contact bounce time) | | | | |
| Release time (at 20°C 68°F) | Max. 10ms (at nominal voltage) (excluding contact bounce time, without diode) | | | | |
| Mechanical characteristics | Shock resistance | Functional | Min. 98 m/s ² {10G} (Half-wave pulse of sine wave: 11ms; detection time: 10μs) | | |
| | | Destructive | Min. 980 m/s ² {100G} (Half-wave pulse of sine wave: 6ms) | | |
| | Vibration resistance | Functional | 10 Hz to 55 Hz, at double amplitude of 1.6 mm (Detection time: 10μs) | | |
| | | Destructive | 10 Hz to 55 Hz, at double amplitude of 2.0 mm | | |
| Expected life | Electrical (at nominal switching capacity) | Min. 10 ⁵ (at 15 cpm) | | N.O.: Min. 10 ⁵ (at 15 cpm), N.C.: Min. 5 × 10 ⁴ (at 15 cpm) | |
| | Mechanical | Min. 10 ⁷ (at 180 cpm) | | | |
| Conditions | Conditions for operation, transport and storage*2 | Ambient temperature: -40°C to +85°C -40°F to +185°F, Humidity: 5% R.H. to 85% R.H. (Not freezing and condensing at low temperature) | | | |
| | Max. operating speed | 15 cps. (at nominal switching capacity) | | | |

Notes: *1. This value can change due to the switching frequency, environmental conditions, and desired reliability level, therefore it is recommended to check this with the actual load.

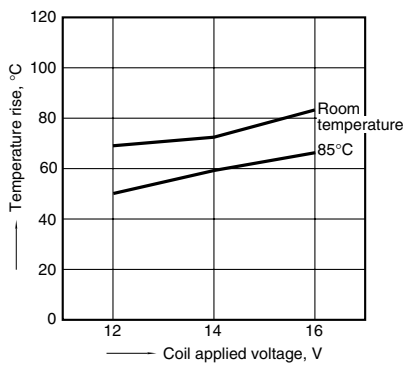
*2. The upper operation ambient temperature limit is the maximum temperature that can satisfy the coil temperature rise value. Please refer to "Usage ambient condition" in CAUTIONS FOR USE OF AUTOMOTIVE RELAYS.

*3. Depends on connection conditions. Also, this does not guarantee repeated switching. We recommend that you confirm operation under actual conditions.

REFERENCE DATA

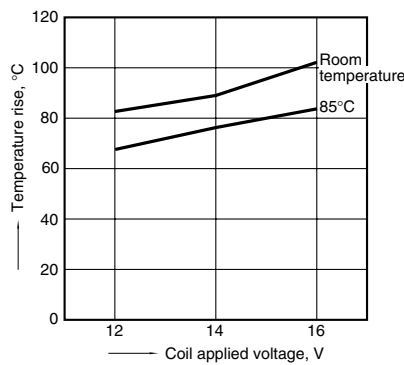
1-(1). Coil temperature rise (10A)

Measured portion: Inside the coil
Contact carrying current, 10A
Ambient temperature: Room temperature, 85°C
185°F

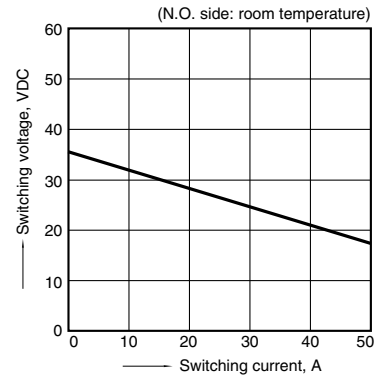


1-(2). Coil temperature rise (15A)

Measured portion: Inside the coil
Contact carrying current, 15A
Ambient temperature: Room temperature, 85°C
185°F



2. Max. switching capability (Resistive load, initial)



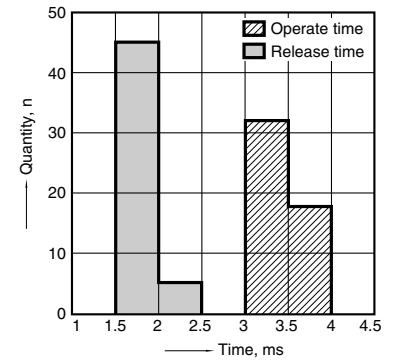
3. Ambient temperature and operating voltage range



4. Distribution of pick-up and drop-out voltage
Sample: JSM1-12V-5, 50pcs.



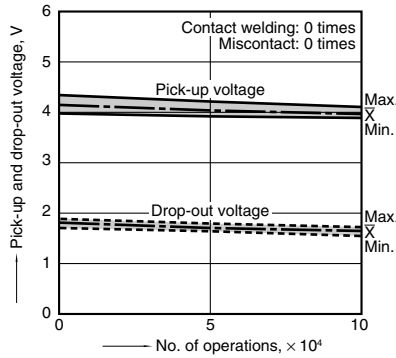
5. Distribution of operate and release time
Sample: JSM1-12V-5, 50pcs.
Coil both side without diode



6-(1). Electrical life test (Motor load)

Sample: JSM1-12V-5, 3pcs.
Load: 50A (Inrush), 10A 16V DC (Steady)
Switching frequency: (ON : OFF = 1s : 9s)

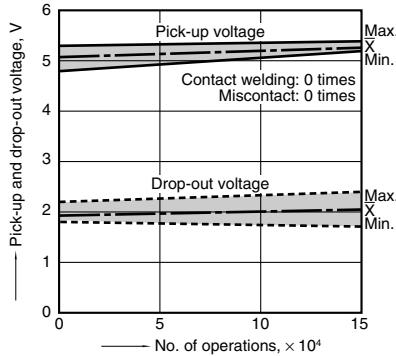
Circuit :



6-(2). Electrical life test (Lamp load)

Sample: JSM1a-12V-5, 4pcs.
Load: 55.2A (Inrush), 9.6A 14.5V DC (Steady)
Switching frequency: (ON : OFF = 1s : 3s)

Circuit :



JS-M

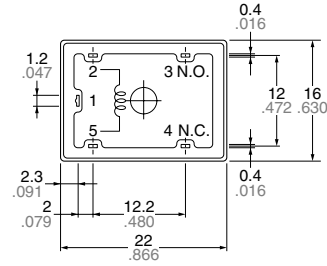
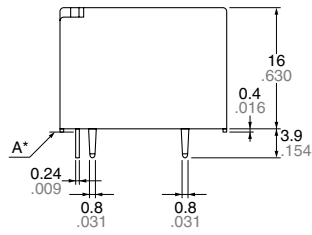
DIMENSIONS (mm inch)

The CAD data of the products with a **CAD Data** mark can be downloaded from: <http://industrial.panasonic.com/ac/e>

CAD Data

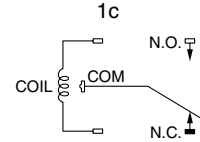
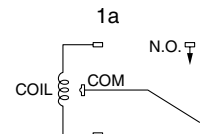


External dimensions

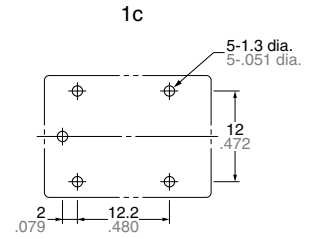
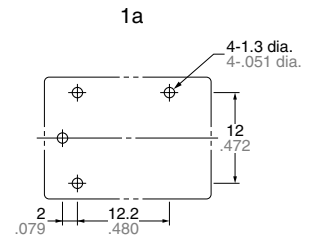


| Dimension: | General tolerance |
|-----------------------------|--------------------|
| Max. 1mm .039 inch: | $\pm 0.1 \pm 0.04$ |
| 1 to 3mm .039 to .118 inch: | $\pm 0.2 \pm 0.08$ |
| Min. 3mm .118 inch: | $\pm 0.3 \pm 0.12$ |

Schematic (Bottom view)



PC board pattern (Bottom view)



Tolerance: $\pm 0.1 \pm 0.04$

* Dimensions (thickness and width) of terminal specified in this catalog is measured before pre-soldering. Intervals between terminals is measured at A surface level.

For Cautions for Use, see Relay Technical Information.

Mouser Electronics

Authorized Distributor

Click to View Pricing, Inventory, Delivery & Lifecycle Information:

Panasonic:

[JSM1-12V-4](#) [JSM1-12V-5](#) [JSM1a-12V-5](#) [JSM1aF-12V-4](#) [JSM1aF-12V-5](#) [JSM1-9V-4](#) [JSM1-9V-5](#) [JSM1A-9V-4](#)
[JSM1A-9V-5](#) [JSM1A-12V-4](#) [JSM1F-12V-5](#) [JSM1F-12V-4](#)

Компания «Океан Электроники» предлагает заключение долгосрочных отношений при поставках импортных электронных компонентов на взаимовыгодных условиях!

Наши преимущества:

- Поставка оригинальных импортных электронных компонентов напрямую с производств Америки, Европы и Азии, а так же с крупнейших складов мира;
- Широкая линейка поставок активных и пассивных импортных электронных компонентов (более 30 млн. наименований);
- Поставка сложных, дефицитных, либо снятых с производства позиций;
- Оперативные сроки поставки под заказ (от 5 рабочих дней);
- Экспресс доставка в любую точку России;
- Помощь Конструкторского Отдела и консультации квалифицированных инженеров;
- Техническая поддержка проекта, помощь в подборе аналогов, поставка прототипов;
- Поставка электронных компонентов под контролем ВП;
- Система менеджмента качества сертифицирована по Международному стандарту ISO 9001;
- При необходимости вся продукция военного и аэрокосмического назначения проходит испытания и сертификацию в лаборатории (по согласованию с заказчиком);
- Поставка специализированных компонентов военного и аэрокосмического уровня качества (Xilinx, Altera, Analog Devices, Intersil, Interpoint, Microsemi, Actel, Aeroflex, Peregrine, VPT, Syfer, Eurofarad, Texas Instruments, MS Kennedy, Miteq, Cobham, E2V, MA-COM, Hittite, Mini-Circuits, General Dynamics и др.);

Компания «Океан Электроники» является официальным дистрибьютором и эксклюзивным представителем в России одного из крупнейших производителей разъемов военного и аэрокосмического назначения «JONHON», а так же официальным дистрибьютором и эксклюзивным представителем в России производителя высокотехнологичных и надежных решений для передачи СВЧ сигналов «FORSTAR».



JONHON

«JONHON» (основан в 1970 г.)

Разъемы специального, военного и аэрокосмического назначения:

(Применяются в военной, авиационной, аэрокосмической, морской, железнодорожной, горно- и нефтедобывающей отраслях промышленности)

«FORSTAR» (основан в 1998 г.)

ВЧ соединители, коаксиальные кабели, кабельные сборки и микроволновые компоненты:

(Применяются в телекоммуникациях гражданского и специального назначения, в средствах связи, РЛС, а так же военной, авиационной и аэрокосмической отраслях промышленности).



Телефон: 8 (812) 309-75-97 (многоканальный)

Факс: 8 (812) 320-03-32

Электронная почта: ocean@oceanchips.ru

Web: <http://oceanchips.ru/>

Адрес: 198099, г. Санкт-Петербург, ул. Калинина, д. 2, корп. 4, лит. А