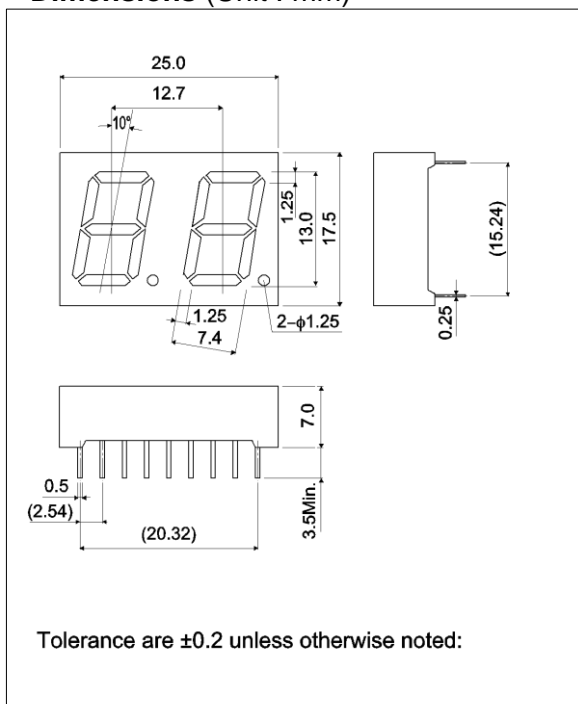


The LB-502DN series were designed to meet the need for multi-digit numeric displays. These LED numeric displays use GaAsP(red) , GaP(green) for the emitting material (with the exception of green) and are housed in an epoxy resin package. They are two-digit displays with a character height of 13.0mm.

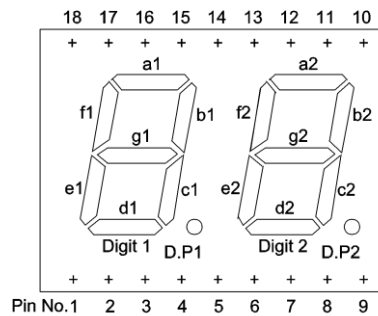
### ●Features

- 1) Height of character : 13.0mm
- 2) Common anode and common cathode configurations are available for each color.
- 3) High efficiency reflectors are used to achieve a bright, clear display.
- 4) The package surface is painted black and the segments are colored the display color.

### ●Dimensions (Unit : mm)



### ●Pin assignments

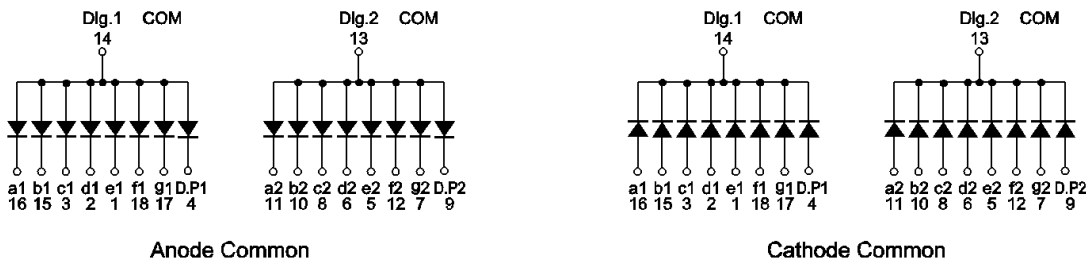


Pin No.	Function
1	Segment "e1"
2	Segment "d1"
3	Segment "c1"
4	D.P1
5	Segment "e2"
6	Segment "d2"
7	Segment "g2"
8	Segment "c2"
9	D.P2
10	Segment "b2"
11	Segment "a2"
12	Segment "f2"
13	Digit 2 Common
14	Digit 1 Common
15	Segment "b1"
16	Segment "a1"
17	Segment "g1"
18	Segment "f1"

### ●Selection guide

	Emitting color	
	Red	Green
Common		
Anode	LB-502VD	LB-502MD
Cathode	LB-502VN	LB-502MN

●Internal circuit schematic



●Absolute maximum ratings (T<sub>a</sub> = 25°C)

Parameter	Symbol	Red	Green	Unit
		LB-502VD / VN	LB-502MD / MN	
Power dissipation	P <sub>D</sub>	960	960	mW
Power dissipation	P <sub>D</sub> / seg	60	60	mW
Forward current	I <sub>F</sub>	20	20	mA
Peak forward current	I <sub>FP</sub>	60 *	60 *	mA
Reverse voltage	V <sub>R</sub>	5	5	V
Operating temperature	T <sub>opr</sub>	-25 to +75		°C
Storage temperature	T <sub>stg</sub>	-30 to +85		°C

\* Pulse width 1ms, duty 1 / 5

●Electrical and optical characteristics (T<sub>a</sub> = 25°C)

Parameter	Symbol	Conditions	Red			Green			Unit
			Min.	Typ.	Max.	Min.	Typ.	Max.	
Forward voltage	V <sub>F</sub>	I <sub>F</sub> =10mA	-	2.0	2.8	-	2.1	2.8	V
Reverse current	I <sub>R</sub>	V <sub>R</sub> =5V	-	-	100	-	-	100	μA
Peak wavelength	λ <sub>p</sub>	I <sub>F</sub> =10mA	-	650	-	-	563	-	nm
Spectral line halfwidth	Δλ	I <sub>F</sub> =10mA	-	40	-	-	40	-	nm

© Not designed for radiation resistance.

●Luminous intensity

Parameter	λ <sub>p</sub>	Type	Min.	Typ.	Max.	Unit
Red	650	LB-502VD	5.6	16	-	mcd
		LB-502VN				
Green	563	LB-502MD	9.0	25	-	mcd
		LB-502MN				

© Condition I<sub>F</sub>=10mA

●Electrical and optical characteristics curves

Fig.1 Forward Current vs. Forward Voltage

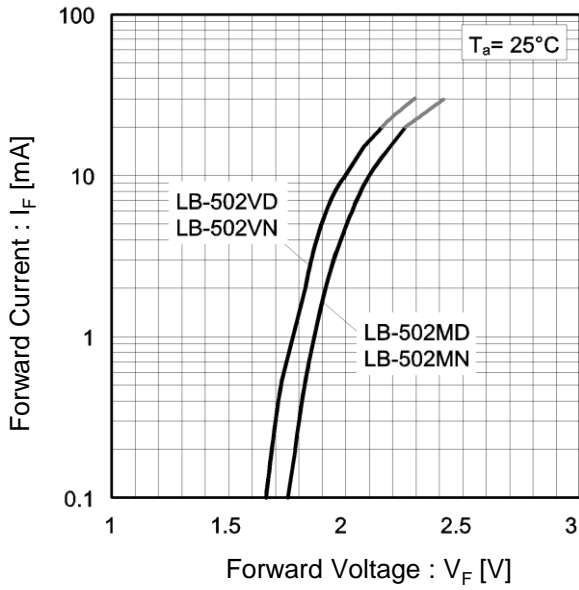


Fig.2 Relative Luminous Intensity vs. Forward Current

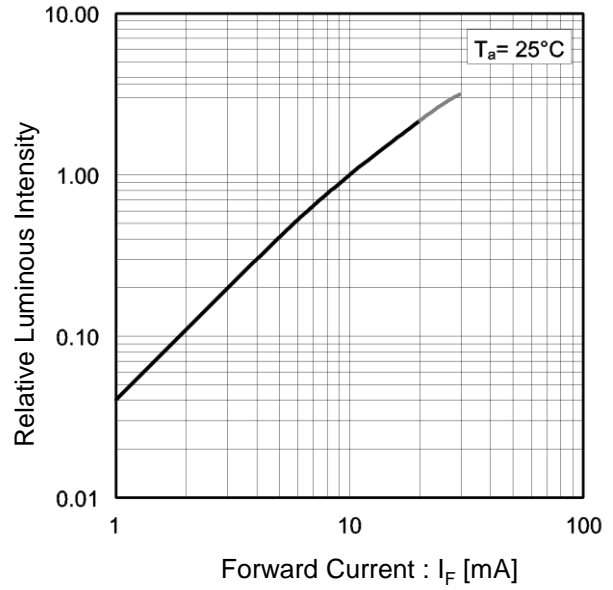


Fig.3 Relative Luminous Intensity vs. Case Temperature

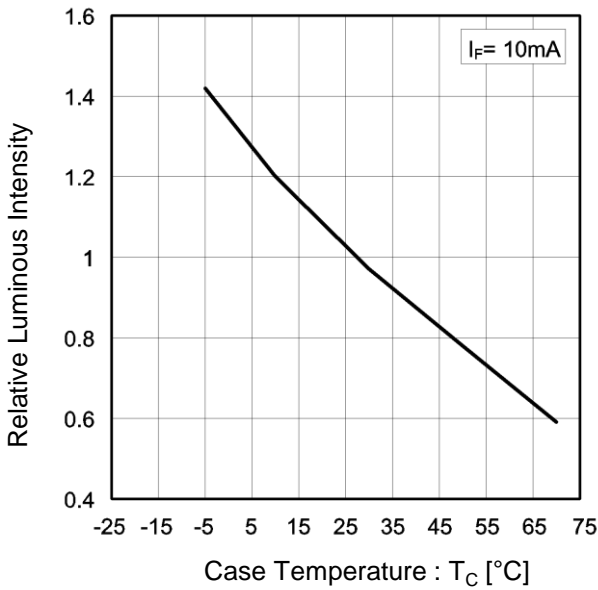
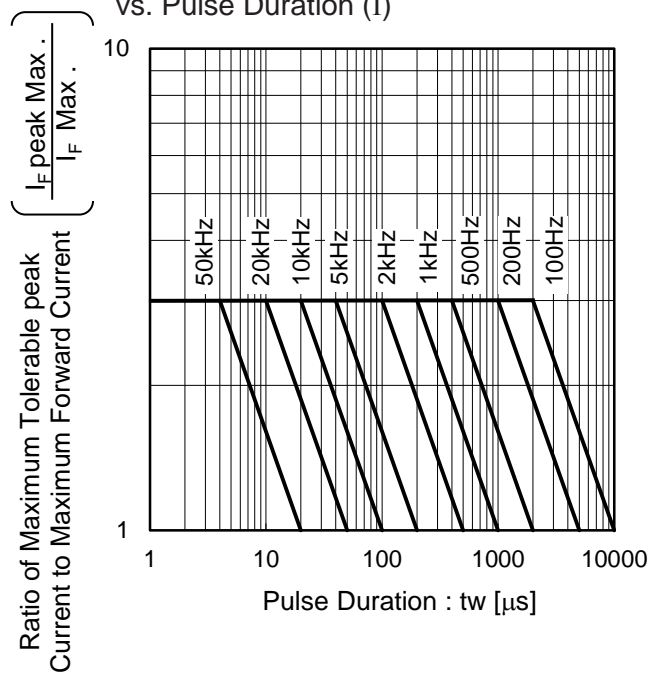
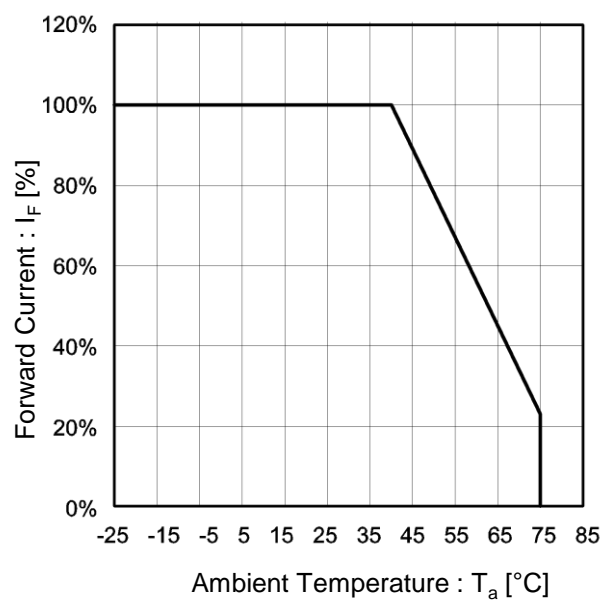


Fig.4 Ratio of Maximum Tolerable Peak Current vs. Pulse Duration (I)



## ●Electrical and optical characteristics curves

Fig.5 Derating



## Notes

- 1) The information contained herein is subject to change without notice.
- 2) Before you use our Products, please contact our sales representative and verify the latest specifications :
- 3) Although ROHM is continuously working to improve product reliability and quality, semiconductors can break down and malfunction due to various factors.  
Therefore, in order to prevent personal injury or fire arising from failure, please take safety measures such as complying with the derating characteristics, implementing redundant and fire prevention designs, and utilizing backups and fail-safe procedures. ROHM shall have no responsibility for any damages arising out of the use of our Products beyond the rating specified by ROHM.
- 4) Examples of application circuits, circuit constants and any other information contained herein are provided only to illustrate the standard usage and operations of the Products. The peripheral conditions must be taken into account when designing circuits for mass production.
- 5) The technical information specified herein is intended only to show the typical functions of and examples of application circuits for the Products. ROHM does not grant you, explicitly or implicitly, any license to use or exercise intellectual property or other rights held by ROHM or any other parties. ROHM shall have no responsibility whatsoever for any dispute arising out of the use of such technical information.
- 6) The Products are intended for use in general electronic equipment (i.e. AV/OA devices, communication, consumer systems, gaming/entertainment sets) as well as the applications indicated in this document.
- 7) The Products specified in this document are not designed to be radiation tolerant.
- 8) For use of our Products in applications requiring a high degree of reliability (as exemplified below), please contact and consult with a ROHM representative : transportation equipment (i.e. cars, ships, trains), primary communication equipment, traffic lights, fire/crime prevention, safety equipment, medical systems, servers, solar cells, and power transmission systems.
- 9) Do not use our Products in applications requiring extremely high reliability, such as aerospace equipment, nuclear power control systems, and submarine repeaters.
- 10) ROHM shall have no responsibility for any damages or injury arising from non-compliance with the recommended usage conditions and specifications contained herein.
- 11) ROHM has used reasonable care to ensure the accuracy of the information contained in this document. However, ROHM does not warrant that such information is error-free, and ROHM shall have no responsibility for any damages arising from any inaccuracy or misprint of such information.
- 12) Please use the Products in accordance with any applicable environmental laws and regulations, such as the RoHS Directive. For more details, including RoHS compatibility, please contact a ROHM sales office. ROHM shall have no responsibility for any damages or losses resulting from non-compliance with any applicable laws or regulations.
- 13) When providing our Products and technologies contained in this document to other countries, you must abide by the procedures and provisions stipulated in all applicable export laws and regulations, including without limitation the US Export Administration Regulations and the Foreign Exchange and Foreign Trade Act.
- 14) This document, in part or in whole, may not be reprinted or reproduced without prior consent of ROHM.



Thank you for your accessing to ROHM product informations.  
More detail product informations and catalogs are available, please contact us.

## ROHM Customer Support System

<http://www.rohm.com/contact/>

# Mouser Electronics

Authorized Distributor

Click to View Pricing, Inventory, Delivery & Lifecycle Information:

[ROHM Semiconductor:](#)

[LB-502MD](#) [LB-502MN](#) [LB-502VD](#) [LB-502VN](#)

Компания «Океан Электроники» предлагает заключение долгосрочных отношений при поставках импортных электронных компонентов на взаимовыгодных условиях!

Наши преимущества:

- Поставка оригинальных импортных электронных компонентов напрямую с производств Америки, Европы и Азии, а так же с крупнейших складов мира;
- Широкая линейка поставок активных и пассивных импортных электронных компонентов (более 30 млн. наименований);
- Поставка сложных, дефицитных, либо снятых с производства позиций;
- Оперативные сроки поставки под заказ (от 5 рабочих дней);
- Экспресс доставка в любую точку России;
- Помощь Конструкторского Отдела и консультации квалифицированных инженеров;
- Техническая поддержка проекта, помощь в подборе аналогов, поставка прототипов;
- Поставка электронных компонентов под контролем ВП;
- Система менеджмента качества сертифицирована по Международному стандарту ISO 9001;
- При необходимости вся продукция военного и аэрокосмического назначения проходит испытания и сертификацию в лаборатории (по согласованию с заказчиком);
- Поставка специализированных компонентов военного и аэрокосмического уровня качества (Xilinx, Altera, Analog Devices, Intersil, Interpoint, Microsemi, Actel, Aeroflex, Peregrine, VPT, Syfer, Eurofarad, Texas Instruments, MS Kennedy, Miteq, Cobham, E2V, MA-COM, Hittite, Mini-Circuits, General Dynamics и др.);

Компания «Океан Электроники» является официальным дистрибьютором и эксклюзивным представителем в России одного из крупнейших производителей разъемов военного и аэрокосмического назначения «JONHON», а так же официальным дистрибьютором и эксклюзивным представителем в России производителя высокотехнологичных и надежных решений для передачи СВЧ сигналов «FORSTAR».



## JONHON

«JONHON» (основан в 1970 г.)

Разъемы специального, военного и аэрокосмического назначения:

(Применяются в военной, авиационной, аэрокосмической, морской, железнодорожной, горно- и нефтедобывающей отраслях промышленности)

«FORSTAR» (основан в 1998 г.)

ВЧ соединители, коаксиальные кабели,  
кабельные сборки и микроволновые компоненты:

(Применяются в телекоммуникациях гражданского и специального назначения, в средствах связи, РЛС, а так же военной, авиационной и аэрокосмической отраслях промышленности).



Телефон: 8 (812) 309-75-97 (многоканальный)

Факс: 8 (812) 320-03-32

Электронная почта: [ocean@oceanchips.ru](mailto:ocean@oceanchips.ru)

Web: <http://oceanchips.ru/>

Адрес: 198099, г. Санкт-Петербург, ул. Калинина, д. 2, корп. 4, лит. А