



RoHS compliant

FEATURES

1. Protects Circuit from excess current

The short circuit protection function prevents the continued flow of short current. After short current is detected, load current is monitored, and if the load returns to normal, the device returns to normal operation.

2. No need for fuses, polyswitches, or other protectors

The built-in short circuit protection function eliminates the need for overcurrent protectors, reducing mounting costs and space requirements.

3. High capacity

Can control up to 0.5A (60V DC) load current.

TYPICAL APPLICATIONS

- Industrial equipment
- Security equipment

TYPES

| | Output rating* | | Package | Part No. | | | | Packing quantity | |
|---------|----------------|--------------|----------|-----------------------|------------------------|--------------------------------|--------------------------------|--|---------------|
| | | | | Through hole terminal | Surface-mount terminal | | | Tube | Tape and reel |
| | Load voltage | Load current | | | Tube packing style | Tape and reel packing style | | | |
| DC only | 60 V | 500 mA | DIP6-pin | AQV112KL | AQV112KLA | Picked from the 1/2/3-pin side | Picked from the 4/5/6-pin side | 1 tube contains: 50 pcs. 1 batch contains: 500 pcs. | 1,000 pcs. |

*Indicate the DC values.

Note: The surface mount terminal shape indicator "A" and the packing style indicator "X" or "Z" are not marked on the device.

RATING

1. Absolute maximum ratings (Ambient temperature: 25°C 77°F)

| Item | | Symbol | AQV112KL(A) | Remarks |
|-------------------------|-------------------------|-----------|---------------------------------|------------------------------------|
| Input | LED forward current | I_F | 50 mA | |
| | LED reverse voltage | V_R | 5 V | |
| | Peak forward current | I_{FP} | 1 A | f = 100 Hz, Duty factor = 0.1% |
| | Power dissipation | P_{in} | 75 mW | |
| Output | Load voltage (peak AC) | V_L | 7 to 60V | |
| | Continuous load current | I_L | 0.5 A | Peak AC, DC |
| | Power dissipation | P_{out} | 500 mW | |
| Total power dissipation | | P_T | 550 mW | |
| I/O isolation voltage | | V_{iso} | 1,500 V AC | |
| Temperature limits | Operating | T_{opr} | -40°C to +85°C -40°F to +185°F | Non-condensing at low temperatures |
| | Storage | T_{stg} | -40°C to +100°C -40°F to +212°F | |

GU 1 Form A Short Circuit Protection (AQV112KL)

2. Electrical characteristics (Ambient temperature: 25°C 77°F)

| Item | | Symbol | AQV112KL(A) | Condition | |
|----------------------------------|--------------------------------------|-----------|--|--|--|
| Input | LED operate current | Typical | 0.8 mA | $I_L = 100\text{mA}$ | |
| | | Maximum | 10 mA | | |
| | LED turn off current | Minimum | 0.3 mA | $I_L = 100\text{mA}$ | |
| | | Typical | 0.7 mA | | |
| LED dropout voltage | Typical | V_F | 1.35 V (1.17 V at $I_F = 10\text{ mA}$) | $I_F = 50\text{ mA}$ | |
| | Maximum | | 1.5 V | | |
| Output | On resistance | Typical | 0.55 Ω | $I_F = 10\text{ mA}$ $I_L = \text{Max.}$ | |
| | | Maximum | 2.0 Ω | | |
| | Load short circuit detection voltage | Typical | V_{LSHT} | 5 V | $I_F = 10\text{ mA}$ |
| | | Maximum | | 7 V | |
| | Off state leakage current | Maximum | I_{Leak} | 1 μA | $I_F = 0\text{ mA}$ $V_L = \text{Max.}$ |
| Transfer characteristics | Turn on time* | Typical | 2.0 ms | $I_F = 10\text{ mA}$ $I_L = 100\text{ mA}$ $V_L = 10\text{ V}$ | |
| | | Maximum | 5.0 ms | | |
| | Turn off time* | Typical | T_{off} | 0.1 ms | $I_F = 10\text{ mA}$ $I_L = 100\text{ mA}$ $V_L = 10\text{ V}$ |
| | | Maximum | | 1.0 ms | |
| | I/O capacitance | Typical | C_{iso} | 0.8 pF | $f = 1\text{ MHz}$ $V_B = 0\text{ V}$ |
| | | Maximum | | 1.5 pF | |
| Initial I/O isolation resistance | Minimum | R_{iso} | 1,000 M Ω | 500 V DC | |

*Turn on/Turn off time



RECOMMENDED OPERATING CONDITIONS

Please obey the following conditions to ensure proper device operation and resetting.

| Item | Symbol | Recommended value | Unit |
|-------------------|--------|-------------------|------|
| Input LED current | I_F | 10 | mA |

■ For Dimensions.

■ For Schematic and Wiring Diagrams.

■ For Cautions for Use.

■ These products are not designed for automotive use.

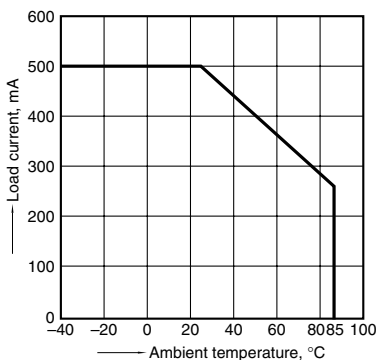
If you are considering to use these products for automotive applications, please contact your local Panasonic Corporation technical representative.

For more information.

REFERENCE DATA

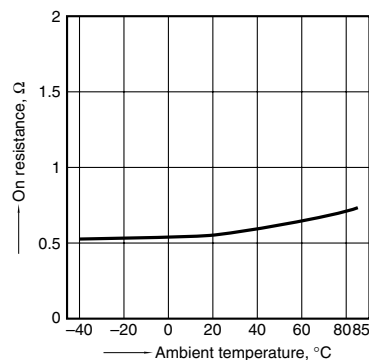
1. Load current vs. ambient temperature characteristics

Allowable ambient temperature: -40°C to +85°C
-40°F to +185°F



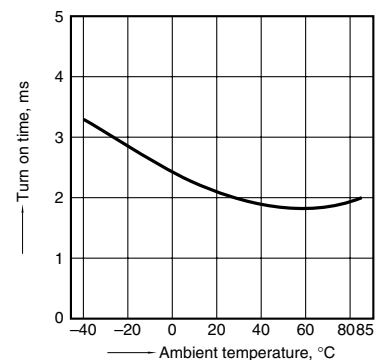
2. On resistance vs. ambient temperature characteristics

Measured portion: between terminals 4 and 6;
LED current: 10 mA; Load current: Max.(DC)



3. Turn on time vs. ambient temperature characteristics

Measured portion: between terminals 4 and 6;
LED current: 10 mA; Load voltage: 10V (DC);
Load current: 100 mA



GU 1 Form A Short Circuit Protection (AQV112KL)

4. Turn off time vs. ambient temperature characteristics

Measured portion: between terminals 4 and 6;
LED current: 10 mA; Load voltage: 10 V (DC);
Load current: 100 mA (DC)



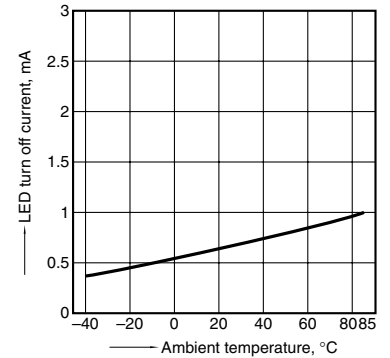
5. LED operate current vs. ambient temperature characteristics

Measured portion: between terminals 4 and 6;
Load current: 100 mA



6. LED turn off current vs. ambient temperature characteristics

Measured portion: between terminals 4 and 6;
Load current: 100 mA



7. Off state leakage current vs. load voltage characteristics

Measured portion: between terminals 4 and 6;
Ambient temperature: 25°C 77°F



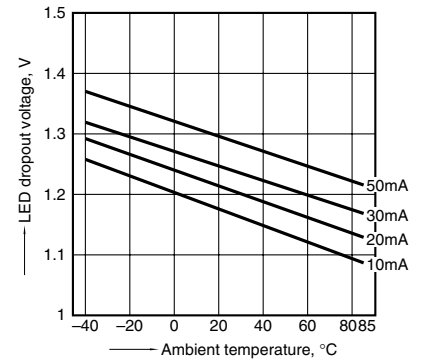
8. Current vs. voltage characteristics of output at MOS portion

Measured portion: between terminals 4 and 6;
Ambient temperature: 25°C 77°F



9. LED dropout voltage vs. ambient temperature characteristics

Measured portion: between terminals 1 and 2;
LED current: 10 to 50 mA



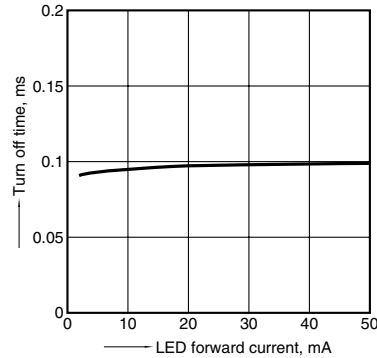
10. Turn on time vs. LED forward current characteristics

Measured portion: between terminals 4 and 6;
Load voltage: 10 V (DC); Load current: 100 mA (DC);
Ambient temperature: 25°C 77°F



11. Turn off time vs. LED forward current characteristics

Measured portion: between terminals 4 and 6;
Load voltage: 10 V (DC); Load current: 100 mA (DC);
Ambient temperature: 25°C 77°F



12. Output capacitance vs. applied voltage characteristics

Measured portion: between terminals 4 and 6;
Frequency: 1 MHz; Ambient temperature: 25°C 77°F



13. Short circuit peak current vs. time characteristics

Measured portion: between terminals 4 and 6;
LED current: 10 mA; Load resistance: 0;
Ambient temperature: 25°C 77°F



14. Short current monitoring interval vs. time characteristics

Measured portion: between terminals 4 and 6;
LED current: 10 mA; Load resistance: 0;
Ambient temperature: 25°C 77°F



GU 1 Form A Short Circuit Protection (AQV112KL)

What is short circuit protection Non-latch type?

If the load current reaches a predetermined overcurrent level, the output-side short circuit protection function cuts off the load current. It then monitors the load current, and if it returns to normal, automatically recovers to normal device operation.

In order to operate the short circuit protection function, ensure that the input current is at least $I_F = 10 \text{ mA}$.

Operation chart (Non-latch type)



Mouser Electronics

Authorized Distributor

Click to View Pricing, Inventory, Delivery & Lifecycle Information:

Panasonic:

[AQV210EAX](#) [AQV210EAZ](#) [AQV214EAZ](#) [AQV414EA](#) [AQV414EAX](#) [AQV210HLA](#) [AQV210FS](#) [AQV210LS](#)
[AQV216H](#) [AQV216HAX](#) [AQV453EHA](#) [AQV453EHAX](#)

Компания «Океан Электроники» предлагает заключение долгосрочных отношений при поставках импортных электронных компонентов на взаимовыгодных условиях!

Наши преимущества:

- Поставка оригинальных импортных электронных компонентов напрямую с производств Америки, Европы и Азии, а так же с крупнейших складов мира;
- Широкая линейка поставок активных и пассивных импортных электронных компонентов (более 30 млн. наименований);
- Поставка сложных, дефицитных, либо снятых с производства позиций;
- Оперативные сроки поставки под заказ (от 5 рабочих дней);
- Экспресс доставка в любую точку России;
- Помощь Конструкторского Отдела и консультации квалифицированных инженеров;
- Техническая поддержка проекта, помощь в подборе аналогов, поставка прототипов;
- Поставка электронных компонентов под контролем ВП;
- Система менеджмента качества сертифицирована по Международному стандарту ISO 9001;
- При необходимости вся продукция военного и аэрокосмического назначения проходит испытания и сертификацию в лаборатории (по согласованию с заказчиком);
- Поставка специализированных компонентов военного и аэрокосмического уровня качества (Xilinx, Altera, Analog Devices, Intersil, Interpoint, Microsemi, Actel, Aeroflex, Peregrine, VPT, Syfer, Eurofarad, Texas Instruments, MS Kennedy, Miteq, Cobham, E2V, MA-COM, Hittite, Mini-Circuits, General Dynamics и др.);

Компания «Океан Электроники» является официальным дистрибьютором и эксклюзивным представителем в России одного из крупнейших производителей разъемов военного и аэрокосмического назначения «JONHON», а так же официальным дистрибьютором и эксклюзивным представителем в России производителя высокотехнологичных и надежных решений для передачи СВЧ сигналов «FORSTAR».



JONHON

«JONHON» (основан в 1970 г.)

Разъемы специального, военного и аэрокосмического назначения:

(Применяются в военной, авиационной, аэрокосмической, морской, железнодорожной, горно- и нефтедобывающей отраслях промышленности)

«FORSTAR» (основан в 1998 г.)

ВЧ соединители, коаксиальные кабели,
кабельные сборки и микроволновые компоненты:

(Применяются в телекоммуникациях гражданского и специального назначения, в средствах связи, РЛС, а так же военной, авиационной и аэрокосмической отраслях промышленности).



Телефон: 8 (812) 309-75-97 (многоканальный)

Факс: 8 (812) 320-03-32

Электронная почта: ocean@oceanchips.ru

Web: <http://oceanchips.ru/>

Адрес: 198099, г. Санкт-Петербург, ул. Калинина, д. 2, корп. 4, лит. А