



Features

- Ultra-tight tolerance
- Wide resistance range
- RoHS compliant*
- Four package sizes available

Applications

- Current sense
- Precision circuits
- Medical equipment**
- Printers
- Automation equipment
- Navigation equipment

CRT Series - Thin Film Precision Chip Resistors

Electrical Characteristics

Characteristic	Model CRT0402	Model CRT0603	Model CRT0805	Model CRT1206
Power Rating @ 70 °C	1/16 watt	1/16 watt	1/10 watt	1/8 watt
Operating Temperature Range	-55 to +155 °C			
Derated to Zero Load at	+155 °C			
Maximum Working Voltage	25 V	50 V	100 V	150 V
Maximum Overload Voltage	50 V	100 V	200 V	300 V
Resistance Range (E-96 + E-24 Values)	(See Standard Values Table)			
Temperature Coefficient of Resistance (TCR)	5 to 50 PPM/°C (See Value - TCR Table on Pages 2 & 3)			

Environmental Characteristics

Specification	Test (MIL STD 202)	Limit (ΔR) (Tol. $\leq 0.05\%$)	Limit (ΔR) (Tol. $> 0.05\%$)
Short Time Overload	2.5 x Max. Operating Voltage for 5 seconds	$\pm 0.05\%$	$\pm 0.2\%$
Load Life	1000 Hours at Rated Power	$\pm 0.05\%$	$\pm 0.5\%$
Humidity (Steady State)	Method 103B	$\pm 0.05\%$	$\pm 0.3\%$
Thermal Shock	Method 107	$\pm 0.05\%$	$\pm 0.3\%$
Solderability	Method 208H		
Resistance to Soldering Heat	Method 210E	$\pm 0.05\%$	$\pm 0.2\%$

How to Order

CRT 0603 - C V - 1003 E LF

Model _____
(CRT = Thin Film Precision Chip Resistor)

Size _____

- 0402
- 0603
- 0805
- 1206

Resistance Tolerance _____

F = $\pm 1\%$ B = $\pm 0.1\%$
 D = $\pm 0.5\%$ A = $\pm 0.05\%$
 C = $\pm 0.25\%$ P = $\pm 0.01\%$

TCR (PPM/°C) _____

Z = ± 50 W = ± 10
 Y = ± 25 V = ± 5
 X = ± 15

Resistance Value _____

<100 ohms: "R" represents decimal point
(example: 24R3 = 24.3 ohms)

≥ 100 ohms: First three digits are significant, fourth digit represents number of zeroes to follow
(example: 8252 = 82.5K ohms)

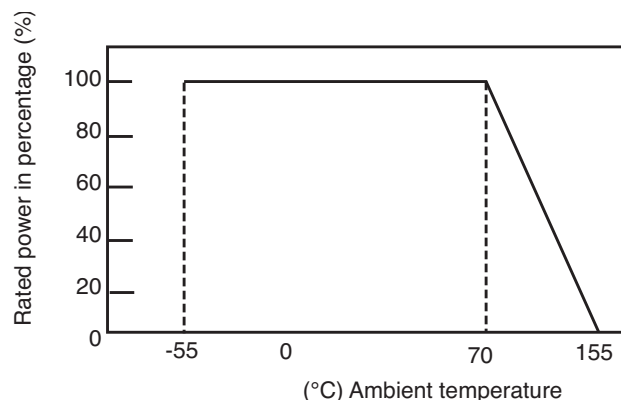
Packaging _____

G = Paper tape (10K pcs.) on 7" plastic reel (CRT0402)
 E = Paper tape (5K pcs.) on 7" plastic reel (CRT0603, CRT0805, CRT1206)

Termination _____

LF = Tin-plated (RoHS compliant)

Derating Curve



* RoHS Directive 2002/95/EC Jan. 27, 2003 including annex and RoHS Recast 2011/65/EU June 8, 2011.

**Bourns® products have not been specifically designed and tested for FDA Class III applications and their use in such applications is neither recommended nor supported. Specifications are subject to change without notice.

The device characteristics and parameters in this data sheet can and do vary in different applications and actual device performance may vary over time. Users should verify actual device performance in their specific applications.

CRT Series - Thin Film Precision Chip Resistors

BOURNS®

Value - TCR Table

Part Number	TR Range (Ohms)	TR Tolerance	TCR (PPM/°C)
CRT0402-AV	49.9 to 5K	0.05 %	5
CRT0402-AW	49.9 to 12K	0.05 %	10
CRT0402-AX	49.9 to 12K	0.05 %	15
CRT0402-AY	49.9 to 12K	0.05 %	25
CRT0402-AZ	49.9 to 12K	0.05 %	50
CRT0402-BV	49.9 to 5K	0.10 %	5
CRT0402-BW	49.9 to 12K	0.10 %	10
CRT0402-BX	49.9 to 70K	0.10 %	15
CRT0402-BY	10 to 205K	0.10 %	25
CRT0402-BZ	10 to 205K	0.10 %	50
CRT0402-CV	49.9 to 5K	0.25 %	5
CRT0402-CW	49.9 to 12K	0.25 %	10
CRT0402-CX	49.9 to 70K	0.25 %	15
CRT0402-CY	10 to 205K	0.25 %	25
CRT0402-CZ	10 to 205K	0.25 %	50
CRT0402-DV	49.9 to 5K	0.50 %	5
CRT0402-DW	49.9 to 12K	0.50 %	10
CRT0402-DX	49.9 to 70K	0.50 %	15
CRT0402-DY	10 to 205K	0.50 %	25
CRT0402-DZ	1 to 205K	0.50 %	50
CRT0402-FV	49.9 to 5K	1.00 %	5
CRT0402-FW	49.9 to 12K	1.00 %	10
CRT0402-FX	49.9 to 70K	1.00 %	15
CRT0402-FY	10 to 205K	1.00 %	25
CRT0402-FZ	1 to 205K	1.00 %	50
CRT0402-PV	49.9 to 5K	0.01 %	5
CRT0402-PW	49.9 to 12K	0.01 %	10
CRT0402-PX	49.9 to 12K	0.01 %	15
CRT0402-PY	49.9 to 12K	0.01 %	25
CRT0402-PZ	49.9 to 12K	0.01 %	50
CRT0603-AV	24.9 to 15K	0.05 %	5
CRT0603-AW	4.7 to 332K	0.05 %	10
CRT0603-AX	4.7 to 332K	0.05 %	15
CRT0603-AY	4.7 to 332K	0.05 %	25
CRT0603-AZ	4.7 to 332K	0.05 %	50
CRT0603-BV	24.9 to 15K	0.10 %	5
CRT0603-BW	4.7 to 33K	0.10 %	10
CRT0603-BX	4.7 to 33K	0.10 %	15
CRT0603-BY	4.7 to 1 meg	0.10 %	25
CRT0603-BZ	4.7 to 1 meg	0.10 %	50
CRT0603-CV	24.9 to 15K	0.25 %	5
CRT0603-CW	4.7 to 33K	0.25 %	10
CRT0603-CX	4.7 to 33K	0.25 %	15
CRT0603-CY	2 to 1 meg	0.25 %	25
CRT0603-CZ	1 to 1 meg	0.25 %	50
CRT0603-DV	24.9 to 15K	0.50 %	5
CRT0603-DW	4.7 to 33K	0.50 %	10
CRT0603-DX	4.7 to 33K	0.50 %	15
CRT0603-DY	2 to 1 meg	0.50 %	25
CRT0603-DZ	1 to 1 meg	0.50 %	50
CRT0603-FV	24.9 to 15K	1.00 %	5
CRT0603-FW	4.7 to 33K	1.00 %	10

Part Number	TR Range (Ohms)	TR Tolerance	TCR (PPM/°C)
CRT0603-FX	4.7 to 33K	1.00 %	15
CRT0603-FY	2 to 1 meg	1.00 %	25
CRT0603-FZ	1 to 1 meg	1.00 %	50
CRT0603-PV	24.9 to 15K	0.01 %	5
CRT0603-PW	24.9 to 100K	0.01 %	10
CRT0603-PX	24.9 to 100K	0.01 %	15
CRT0603-PY	24.9 to 100K	0.01 %	25
CRT0603-PZ	24.9 to 100K	0.01 %	50
CRT0805-AV	24.9 to 30K	0.05 %	5
CRT0805-AW	4.7 to 511K	0.05 %	10
CRT0805-AX	4.7 to 511K	0.05 %	15
CRT0805-AY	4.7 to 511K	0.05 %	25
CRT0805-AZ	4.7 to 511K	0.05 %	50
CRT0805-BV	24.9 to 30K	0.10 %	5
CRT0805-BW	4.7 to 511K	0.10 %	10
CRT0805-BX	4.7 to 511K	0.10 %	15
CRT0805-BY	4.7 to 2 meg	0.10 %	25
CRT0805-BZ	4.7 to 2 meg	0.10 %	50
CRT0805-CV	24.9 to 30K	0.25 %	5
CRT0805-CW	4.7 to 511K	0.25 %	10
CRT0805-CX	4.7 to 511K	0.25 %	15
CRT0805-CY	1 to 2 meg	0.25 %	25
CRT0805-CZ	1 to 2 meg	0.25 %	50
CRT0805-DV	24.9 to 30K	0.50 %	5
CRT0805-DW	4.7 to 511K	0.50 %	10
CRT0805-DX	4.7 to 511K	0.50 %	15
CRT0805-DY	1 to 2 meg	0.50 %	25
CRT0805-DZ	1 to 2 meg	0.50 %	50
CRT0805-FV	24.9 to 30K	1.00 %	5
CRT0805-FW	4.7 to 511K	1.00 %	10
CRT0805-FX	4.7 to 511K	1.00 %	15
CRT0805-FY	1 to 2 meg	1.00 %	25
CRT0805-FZ	1 to 2 meg	1.00 %	50
CRT0805-PV	24.9 to 30K	0.01 %	5
CRT0805-PW	24.9 to 200K	0.01 %	10
CRT0805-PX	24.9 to 200K	0.01 %	15
CRT0805-PY	24.9 to 200K	0.01 %	25
CRT0805-PZ	24.9 to 20K	0.01 %	50
CRT1206-AV	24.9 to 50K	0.05 %	5
CRT1206-AW	4.7 to 1 meg	0.05 %	10
CRT1206-AX	4.7 to 1 meg	0.05 %	15
CRT1206-AY	4.7 to 1 meg	0.05 %	25
CRT1206-AZ	4.7 to 1 meg	0.05 %	50
CRT1206-BV	24.9 to 50K	0.10 %	5
CRT1206-BW	4.7 to 1 meg	0.10 %	10
CRT1206-BX	4.7 to 1 meg	0.10 %	15
CRT1206-BY	4.7 to 2.5 meg	0.10 %	25
CRT1206-BZ	4.7 to 2.5 meg	0.10 %	50
CRT1206-CV	24.9 to 50 K	0.25 %	5
CRT1206-CW	4.7 to 1 meg	0.25 %	10
CRT1206-CX	4.7 to 1 meg	0.25 %	15
CRT1206-CY	1 to 2.5 meg	0.25 %	25

Specifications are subject to change without notice.

The device characteristics and parameters in this data sheet can and do vary in different applications and actual device performance may vary over time. Users should verify actual device performance in their specific applications.

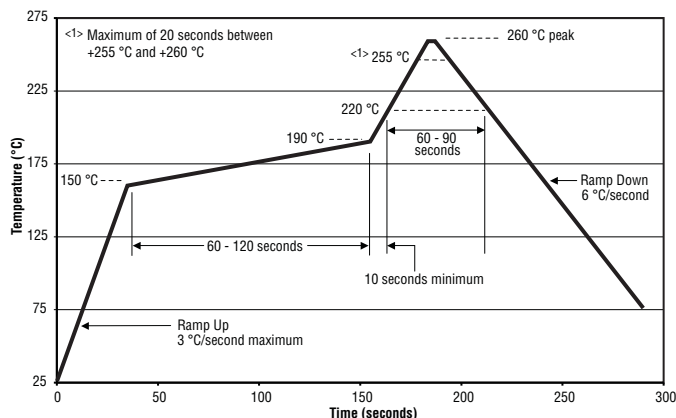
CRT Series - Thin Film Precision Chip Resistors

BOURNS®

Value - TCR Table (Continued)

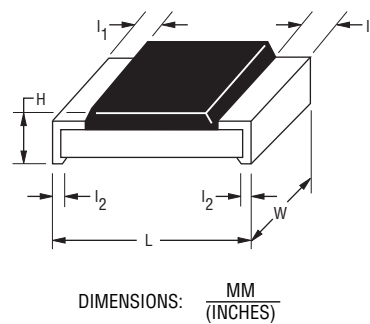
Part Number	TR Range (Ohms)	TR Tolerance	TCR (PPM/°C)
CRT1206-CZ	1 to 2.5 meg	0.25 %	50
CRT1206-DV	24.9 to 50K	0.50 %	5
CRT1206-DW	4.7 to 1 meg	0.50 %	10
CRT1206-DX	4.7 to 1 meg	0.50 %	15
CRT1206-DY	1 to 2.5 meg	0.50 %	25
CRT1206-DZ	1 to 2.5 meg	0.50 %	50
CRT1206-FV	24.9 to 50K	1.00 %	5
CRT1206-FW	4.7 to 1 meg	1.00 %	10
CRT1206-FX	4.7 to 1 meg	1.00 %	15
CRT1206-FY	1 to 2.5 meg	1.00 %	25
CRT1206-FZ	1 to 2.5 meg	1.00 %	50
CRT1206-PV	24.9 to 50K	0.01 %	5
CRT1206-PW	24.9 to 500K	0.01 %	10
CRT1206-PX	24.9 to 500K	0.01 %	15
CRT1206-PY	24.9 to 500K	0.01 %	25
CRT1206-PZ	24.9 to 500K	0.01 %	50

Soldering Profile



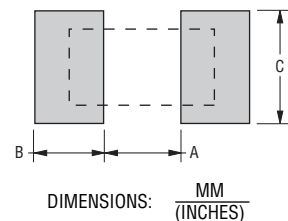
Chip Dimensions

Dimension	Model CRT0402	Model CRT0603	Model CRT0805	Model CRT1206
L	$\frac{1.00 \pm 0.10}{(0.040 \pm 0.004)}$	$\frac{1.55 \pm 0.10}{(0.061 \pm 0.004)}$	$\frac{2.00 \pm 0.15}{(0.079 \pm 0.006)}$	$\frac{3.05 \pm 0.15}{(0.120 \pm 0.006)}$
W	$\frac{0.50 \pm 0.05}{(0.020 \pm 0.002)}$	$\frac{0.80 \pm 0.10}{(0.031 \pm 0.004)}$	$\frac{1.25 \pm 0.15}{(0.049 \pm 0.006)}$	$\frac{1.55 \pm 0.15}{(0.061 \pm 0.006)}$
H	$\frac{0.30 \pm 0.05}{(0.012 \pm 0.002)}$	$\frac{0.45 \pm 0.15}{(0.018 \pm 0.006)}$	$\frac{0.55 \pm 0.10}{(0.022 \pm 0.004)}$	$\frac{0.55 \pm 0.10}{(0.022 \pm 0.004)}$
l ₁	$\frac{0.20 \pm 0.10}{(0.008 \pm 0.004)}$	$\frac{0.30 \pm 0.20}{(0.012 \pm 0.008)}$	$\frac{0.30 \pm 0.20}{(0.012 \pm 0.008)}$	$\frac{0.42 \pm 0.20}{(0.017 \pm 0.008)}$
l ₂	$\frac{0.20 \pm 0.10}{(0.008 \pm 0.004)}$	$\frac{0.30 \pm 0.20}{(0.012 \pm 0.008)}$	$\frac{0.40 \pm 0.25}{(0.016 \pm 0.010)}$	$\frac{0.35 \pm 0.25}{(0.020 \pm 0.014)}$



Recommended Land Pattern

Dimension	Model CRT0402	Model CRT0603	Model CRT0805	Model CRT1206
A	$\frac{0.50}{(0.020)}$	$\frac{0.80}{(0.031)}$	$\frac{1.00}{(0.039)}$	$\frac{2.00}{(0.079)}$
B	$\frac{0.50}{(0.020)}$	$\frac{1.00}{(0.039)}$	$\frac{1.00}{(0.039)}$	$\frac{1.15}{(0.045)}$
C	$\frac{0.60 \pm 0.20}{(0.024 \pm 0.008)}$	$\frac{0.90 \pm 0.20}{(0.035 \pm 0.008)}$	$\frac{1.35 \pm 0.20}{(0.053 \pm 0.008)}$	$\frac{1.70 \pm 0.20}{(0.067 \pm 0.008)}$



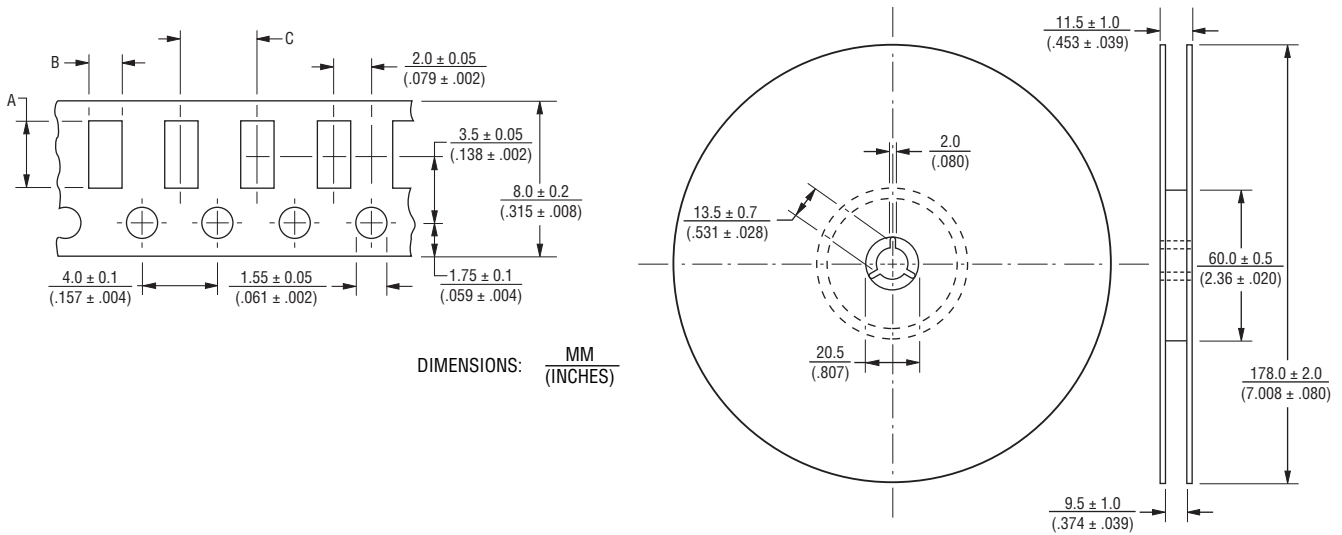
Specifications are subject to change without notice. The device characteristics and parameters in this data sheet can and do vary in different applications and actual device performance may vary over time. Users should verify actual device performance in their specific applications.

CRT Series - Thin Film Precision Chip Resistors

BOURNS®

Packaging Dimensions - Tape

Dimension	Model CRT0402	Model CRT0603	Model CRT0805	Model CRT1206
A	$\frac{1.16 \pm 0.05}{(0.046 \pm 0.002)}$	$\frac{1.90 \pm 0.05}{(0.075 \pm 0.002)}$	$\frac{2.37 \pm 0.05}{(0.094 \pm 0.002)}$	$\frac{3.55 \pm 0.05}{(0.140 \pm 0.002)}$
B	$\frac{0.70 \pm 0.05}{(0.028 \pm 0.002)}$	$\frac{1.10 \pm 0.05}{(0.043 \pm 0.002)}$	$\frac{1.60 \pm 0.05}{(0.063 \pm 0.002)}$	$\frac{2.00 \pm 0.05}{(0.079 \pm 0.002)}$
C	$\frac{2.00 \pm 0.05}{(0.079 \pm 0.002)}$	$\frac{4.00 \pm 0.10}{(0.157 \pm 0.004)}$	$\frac{4.00 \pm 0.10}{(0.157 \pm 0.004)}$	$\frac{4.00 \pm 0.10}{(0.157 \pm 0.004)}$



REV. 02/13

Specifications are subject to change without notice. The device characteristics and parameters in this data sheet can and do vary in different applications and actual device performance may vary over time. Users should verify actual device performance in their specific applications.

Компания «Океан Электроники» предлагает заключение долгосрочных отношений при поставках импортных электронных компонентов на взаимовыгодных условиях!

Наши преимущества:

- Поставка оригинальных импортных электронных компонентов напрямую с производств Америки, Европы и Азии, а так же с крупнейших складов мира;
- Широкая линейка поставок активных и пассивных импортных электронных компонентов (более 30 млн. наименований);
- Поставка сложных, дефицитных, либо снятых с производства позиций;
- Оперативные сроки поставки под заказ (от 5 рабочих дней);
- Экспресс доставка в любую точку России;
- Помощь Конструкторского Отдела и консультации квалифицированных инженеров;
- Техническая поддержка проекта, помощь в подборе аналогов, поставка прототипов;
- Поставка электронных компонентов под контролем ВП;
- Система менеджмента качества сертифицирована по Международному стандарту ISO 9001;
- При необходимости вся продукция военного и аэрокосмического назначения проходит испытания и сертификацию в лаборатории (по согласованию с заказчиком);
- Поставка специализированных компонентов военного и аэрокосмического уровня качества (Xilinx, Altera, Analog Devices, Intersil, Interpoint, Microsemi, Actel, Aeroflex, Peregrine, VPT, Syfer, Eurofarad, Texas Instruments, MS Kennedy, Miteq, Cobham, E2V, MA-COM, Hittite, Mini-Circuits, General Dynamics и др.);

Компания «Океан Электроники» является официальным дистрибьютором и эксклюзивным представителем в России одного из крупнейших производителей разъемов военного и аэрокосмического назначения «JONHON», а так же официальным дистрибьютором и эксклюзивным представителем в России производителя высокотехнологичных и надежных решений для передачи СВЧ сигналов «FORSTAR».



JONHON

«JONHON» (основан в 1970 г.)

Разъемы специального, военного и аэрокосмического назначения:

(Применяются в военной, авиационной, аэрокосмической, морской, железнодорожной, горно- и нефтедобывающей отраслях промышленности)

«FORSTAR» (основан в 1998 г.)

ВЧ соединители, коаксиальные кабели, кабельные сборки и микроволновые компоненты:

(Применяются в телекоммуникациях гражданского и специального назначения, в средствах связи, РЛС, а так же военной, авиационной и аэрокосмической отраслях промышленности).



Телефон: 8 (812) 309-75-97 (многоканальный)

Факс: 8 (812) 320-03-32

Электронная почта: ocean@oceanchips.ru

Web: <http://oceanchips.ru/>

Адрес: 198099, г. Санкт-Петербург, ул. Калинина, д. 2, корп. 4, лит. А