
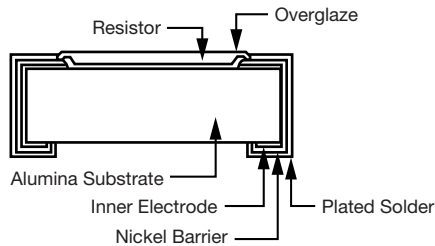


High Reliability Thick Film Resistor, Surface Mount Chip



Utilizing proven expertise in thick and thin film resistors to satisfy your manufacturing needs, Vishay provides a high rel chip with the same reliability and stability found in military grade resistors. These chips are available in the widest range of sizes, values, and performance characteristics. And manufactured on the Mil-PRF-55342 qualified controlled production line. All product is 100 % electrical tested for tolerance and after thermal shock testing and typically meet the requirements of group A in MIL-PRF-55342 performance.

CONSTRUCTION



FEATURES

- High purity alumina substrate for high power dissipation (2 W max.)
- Wraparound terminations featuring a thin film adhesion layer covered with a leach resistant nickel barrier layer for +150 °C operating conditions
- High speed laser trimming for high volume requirements
- Ruthenium based cermet thick film for dependable performance
- Fired-on glass passivation
- Tape and reel packaging standard; static-free waffle pack available
- Active trim and 0 Ω chips
- Sulfur resistant (per ASTM B809-95 humid vapor test)
- Material categorization: for definitions of compliance please see www.vishay.com/doc?99912


RoHS*
Available

**HALOGEN
FREE**
Available

**GREEN
(5-2008)**
Available

Note

* This datasheet provides information about parts that are RoHS-compliant and/or parts that are non-RoHS-compliant. For example, parts with lead (Pb) terminations are not RoHS-compliant. Please see the information/tables in this datasheet for details.

TYPICAL PERFORMANCE

	ABSOLUTE
◆	
TCR	100
TOL.	1

STANDARD ELECTRICAL SPECIFICATIONS

TEST	SPECIFICATIONS	CONDITIONS
Material	Ruthenium	-
Resistance Range	10 Ω to 25 MΩ	-
TCR: Absolute	± 100 ppm/°C to ± 300 ppm/°C	-55 °C to +125 °C
Tolerance: Absolute	± 1 % to ± 10 %	-
Stability: Absolute	ΔR ± 0.15 %	-
Stability: Ratio	-	-
Voltage Coefficient	-	-
Working Voltage	25 V to 200 V	-
Operating Temperature Range	-55 °C to +155 °C	-
Storage Temperature Range	-55 °C to +155 °C	-
Noise	< -35 dB (typical)	-
Shelf Life Stability: Absolute	-	-

COMPONENT RATINGS

CASE SIZE ⁽¹⁾	POWER RATING (mW)	WORKING VOLTAGE (V)	RESISTANCE RANGE (Ω)
0402	100	25	10 to 10M
0502	100	25	10 to 25M
0504	125	40	10 to 25M
0505	125	40	10 to 25M
0603	150	40	10 to 25M
0705	200	50	10 to 25M
0805	200	50	10 to 25M
1005	250	75	10 to 25M
1010	500	75	10 to 25M
1206	330	100	10 to 25M
1505	350	100	10 to 25M
2010	1000	175	10 to 25M
2208	750	150	10 to 25M
2512	2000	200	10 to 25M

Notes

- Consult factory for nominals above 25 MΩ
- (1) 0705 and 0805 are the same (only use 0805 when ordering)

DIMENSIONS in inches


CASE SIZE	TERM	L	W	T	D	E
0402	B	0.042 ± 0.006	0.022 ± 0.005	0.010 to 0.033	0.010 ± 0.005	0.010 ± 0.005
0502	B	0.055 ± 0.005	0.025 ± 0.005	0.020 max.	0.010 ± 0.005	0.015 ± 0.005
0504	B	0.055 ± 0.005	0.040 ± 0.005	0.020 ± 0.005	0.010 ± 0.005	0.010 ± 0.005
0505	B	0.055 ± 0.006	0.050 ± 0.005	0.012 to 0.033	0.010 ± 0.005	0.015 ± 0.005
0603	B	0.064 ± 0.006	0.032 ± 0.005	0.010 to 0.033	0.012 ± 0.005	0.015 ± 0.005
0705, 0805 ⁽¹⁾	B	0.080 ± 0.006	0.050 ± 0.005	0.015 to 0.033	0.015 ± 0.005	0.015 ± 0.005
1005	B	0.105 ± 0.007	0.050 ± 0.005	0.015 to 0.033	0.020 ± 0.005	0.020 ± 0.005
1010	B	0.105 ± 0.007	0.100 ± 0.005	0.015 to 0.033	0.015 ± 0.005	0.015 ± 0.005
1206	B	0.126 ± 0.008	0.063 ± 0.005	0.015 to 0.033	0.020 + 0.005 / - 0.010	0.020 + 0.005 / - 0.010
1505	B	0.155 ± 0.007	0.050 ± 0.005	0.015 to 0.033	0.020 ± 0.005	0.020 ± 0.005
2010	B	0.197 ± 0.006	0.098 ± 0.005	0.015 to 0.033	0.015 ± 0.005	0.015 ± 0.005
2208	B	0.230 ± 0.007	0.075 ± 0.005	0.015 to 0.033	0.015 ± 0.005	0.015 ± 0.005
2512	B	0.250 ± 0.006	0.124 ± 0.005	0.015 to 0.033	0.020 ± 0.005	0.020 ± 0.005

Note

⁽¹⁾ 0705 and 0805 are the same (only use 0805 when ordering)

ENVIRONMENTAL TESTS

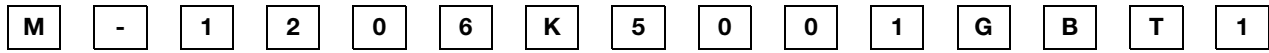
ENVIRONMENTAL TEST	10 Ω ΔR ± (%)	100 kΩ ΔR ± (%)
Thermal Shock	0.02	0.03
Short Term Overload	0.02	0.02
Low Temperature Operation	0.03	0.04
Resistance to Solder Heat	0.06	0.02
Moisture Resistance	0.10	0.08
High Temperature Exposure	0.02	0.02

DERATING CURVE



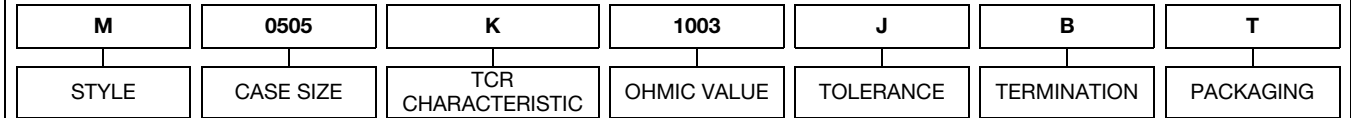

GLOBAL PART NUMBER INFORMATION

New Global Part Numbering: M-1206K5001GBT1



GLOBAL MODEL	CASE SIZE	TCR CHARACTERISTIC	RESISTANCE	TOLERANCE	TERMINATION	PACKAGING
M- = High rel cermet thick film wraparound	0402 0502 0504 0505 0603 0805 1005 1010 1206 1505 2010 2208 2512	K = 100 ppm/°C M = 300 ppm/°C X = 0 Ω jumper	First 3 digits are significant figures and the last digit specifies the number of zeros to follow. "R" designates the decimal point. Example: 10R0 = 10 Ω 1002 = 10 kΩ	F = 1 % G = 2 % J = 5 % K = 10 % N = Not trimmed	B = Wraparound nickel barrier with plated tin/lead solder S = Wraparound nickel barrier with plated matte tin lead (pb)-free solder G = Epoxy bondable	BS = BULK 100 min., 1 mult WS = WAFFLE 100 min., 1 mult TAPE AND REEL T0 = 100 min., 100 mult T1 = 1000 min., 1000 mult ⁽¹⁾ T3 = 300 min., 300 mult T5 = 500 min., 500 mult TF = Full reel TS = 100 min., 1 mult

Historical Part Number example: M0505K1003JBT (for reference purposes only)



Note

(1) Preferred packaging code



Disclaimer

ALL PRODUCT, PRODUCT SPECIFICATIONS AND DATA ARE SUBJECT TO CHANGE WITHOUT NOTICE TO IMPROVE RELIABILITY, FUNCTION OR DESIGN OR OTHERWISE.

Vishay Intertechnology, Inc., its affiliates, agents, and employees, and all persons acting on its or their behalf (collectively, "Vishay"), disclaim any and all liability for any errors, inaccuracies or incompleteness contained in any datasheet or in any other disclosure relating to any product.

Vishay makes no warranty, representation or guarantee regarding the suitability of the products for any particular purpose or the continuing production of any product. To the maximum extent permitted by applicable law, Vishay disclaims (i) any and all liability arising out of the application or use of any product, (ii) any and all liability, including without limitation special, consequential or incidental damages, and (iii) any and all implied warranties, including warranties of fitness for particular purpose, non-infringement and merchantability.

Statements regarding the suitability of products for certain types of applications are based on Vishay's knowledge of typical requirements that are often placed on Vishay products in generic applications. Such statements are not binding statements about the suitability of products for a particular application. It is the customer's responsibility to validate that a particular product with the properties described in the product specification is suitable for use in a particular application. Parameters provided in datasheets and/or specifications may vary in different applications and performance may vary over time. All operating parameters, including typical parameters, must be validated for each customer application by the customer's technical experts. Product specifications do not expand or otherwise modify Vishay's terms and conditions of purchase, including but not limited to the warranty expressed therein.

Except as expressly indicated in writing, Vishay products are not designed for use in medical, life-saving, or life-sustaining applications or for any other application in which the failure of the Vishay product could result in personal injury or death. Customers using or selling Vishay products not expressly indicated for use in such applications do so at their own risk. Please contact authorized Vishay personnel to obtain written terms and conditions regarding products designed for such applications.

No license, express or implied, by estoppel or otherwise, to any intellectual property rights is granted by this document or by any conduct of Vishay. Product names and markings noted herein may be trademarks of their respective owners.

Material Category Policy

Vishay Intertechnology, Inc. hereby certifies that all its products that are identified as RoHS-Compliant fulfill the definitions and restrictions defined under Directive 2011/65/EU of The European Parliament and of the Council of June 8, 2011 on the restriction of the use of certain hazardous substances in electrical and electronic equipment (EEE) - recast, unless otherwise specified as non-compliant.

Please note that some Vishay documentation may still make reference to RoHS Directive 2002/95/EC. We confirm that all the products identified as being compliant to Directive 2002/95/EC conform to Directive 2011/65/EU.

Vishay Intertechnology, Inc. hereby certifies that all its products that are identified as Halogen-Free follow Halogen-Free requirements as per JEDEC JS709A standards. Please note that some Vishay documentation may still make reference to the IEC 61249-2-21 definition. We confirm that all the products identified as being compliant to IEC 61249-2-21 conform to JEDEC JS709A standards.

Компания «Океан Электроники» предлагает заключение долгосрочных отношений при поставках импортных электронных компонентов на взаимовыгодных условиях!

Наши преимущества:

- Поставка оригинальных импортных электронных компонентов напрямую с производств Америки, Европы и Азии, а так же с крупнейших складов мира;
- Широкая линейка поставок активных и пассивных импортных электронных компонентов (более 30 млн. наименований);
- Поставка сложных, дефицитных, либо снятых с производства позиций;
- Оперативные сроки поставки под заказ (от 5 рабочих дней);
- Экспресс доставка в любую точку России;
- Помощь Конструкторского Отдела и консультации квалифицированных инженеров;
- Техническая поддержка проекта, помощь в подборе аналогов, поставка прототипов;
- Поставка электронных компонентов под контролем ВП;
- Система менеджмента качества сертифицирована по Международному стандарту ISO 9001;
- При необходимости вся продукция военного и аэрокосмического назначения проходит испытания и сертификацию в лаборатории (по согласованию с заказчиком);
- Поставка специализированных компонентов военного и аэрокосмического уровня качества (Xilinx, Altera, Analog Devices, Intersil, Interpoint, Microsemi, Actel, Aeroflex, Peregrine, VPT, Syfer, Eurofarad, Texas Instruments, MS Kennedy, Miteq, Cobham, E2V, MA-COM, Hittite, Mini-Circuits, General Dynamics и др.);

Компания «Океан Электроники» является официальным дистрибьютором и эксклюзивным представителем в России одного из крупнейших производителей разъемов военного и аэрокосмического назначения «**JONHON**», а так же официальным дистрибьютором и эксклюзивным представителем в России производителя высокотехнологичных и надежных решений для передачи СВЧ сигналов «**FORSTAR**».



JONHON

«**JONHON**» (основан в 1970 г.)

Разъемы специального, военного и аэрокосмического назначения:

(Применяются в военной, авиационной, аэрокосмической, морской, железнодорожной, горно- и нефтедобывающей отраслях промышленности)

«**FORSTAR**» (основан в 1998 г.)

ВЧ соединители, коаксиальные кабели,
кабельные сборки и микроволновые компоненты:

(Применяются в телекоммуникациях гражданского и специального назначения, в средствах связи, РЛС, а так же военной, авиационной и аэрокосмической отраслях промышленности).



Телефон: 8 (812) 309-75-97 (многоканальный)

Факс: 8 (812) 320-03-32

Электронная почта: ocean@oceanchips.ru

Web: <http://oceanchips.ru/>

Адрес: 198099, г. Санкт-Петербург, ул. Калинина, д. 2, корп. 4, лит. А