

## Brief Description

IDT's ZSSC416x/ZSSC417x is a family of CMOS integrated circuits for highly accurate amplification and sensor-specific correction of differential bridge sensor signals. Featuring a maximum analog pre-amplification in the range of 150 to 200, this product is adjustable to nearly all resistive bridges as well as voltage source sensor types; e.g., thermocouples.

Digital compensation of offset, sensitivity, temperature drift, and nonlinearity is accomplished with a 16-bit RISC microcontroller. Calibration coefficients and configuration data are stored in the ZSSC416x/ZSSC417x non-volatile memory (NVM), which is reliable in automotive applications.

Measured values can be read via a digital SENT or I<sup>2</sup>C™\* interface. The SENT interface enables transmission of sensor data via its fast channel as well as supplementary data via its "slow" Serial Data Message (SDM) channel using only one output pin. End-of-line calibration is supported via an I<sup>2</sup>C™ interface or via a One-Wire Interface (OWI) through the data output pin (DOUT). The ZSSC416x/ ZSSC417x and the calibration equipment communicate digitally, so the noise sensitivity is greatly reduced. Digital calibration helps keep assembly cost low as no trimming by external devices or lasers is needed.

The ZSSC416x/ZSSC417x is optimized for automotive environments by overvoltage and reverse polarity protection circuitry, excellent electromagnetic compatibility, and multiple diagnostic features.

## Features

- Differential sensor bridge or voltage source inputs
- Internal or external temperature sensors, selectable for conditioning of sensor input signals or temperature output
- Digital compensation of offset, gain, and higher order nonlinearity as well as temperature coefficients of measured sensor input signals
- Operating temperature range: -40°C to 150°C
- Accuracy: ±0.25% FSO @ -40°C to 125°C
- NVM memory for configuration data, user configurable measurement and conditioning function, and user-selected data

\* I<sup>2</sup>C™ is a trademark of NXP.

## Benefits

- SENT output option based on SAE J2716 Rev 3.0 standard using fast and SDM data channels
- Supports output of one or more sensor signals and product identification via a single SENT interface connection
- Configurable for nearly all resistive bridge sensors
- One-pass end-of-line calibration algorithm minimizes production costs
- No external trimming or components required
- I<sup>2</sup>C™ interface option

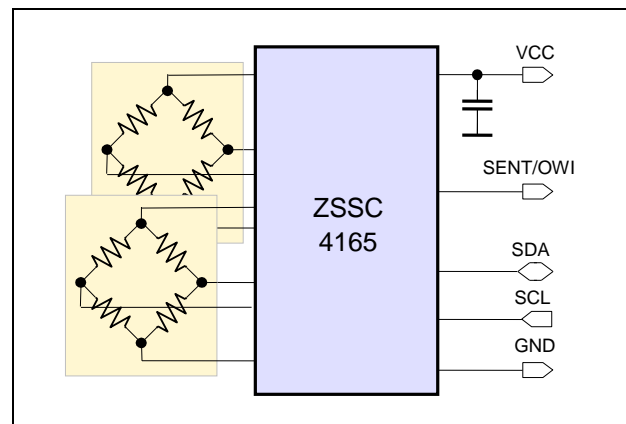
## Available Support

- Evaluation Kit
- Application Notes
- Calculation Tools

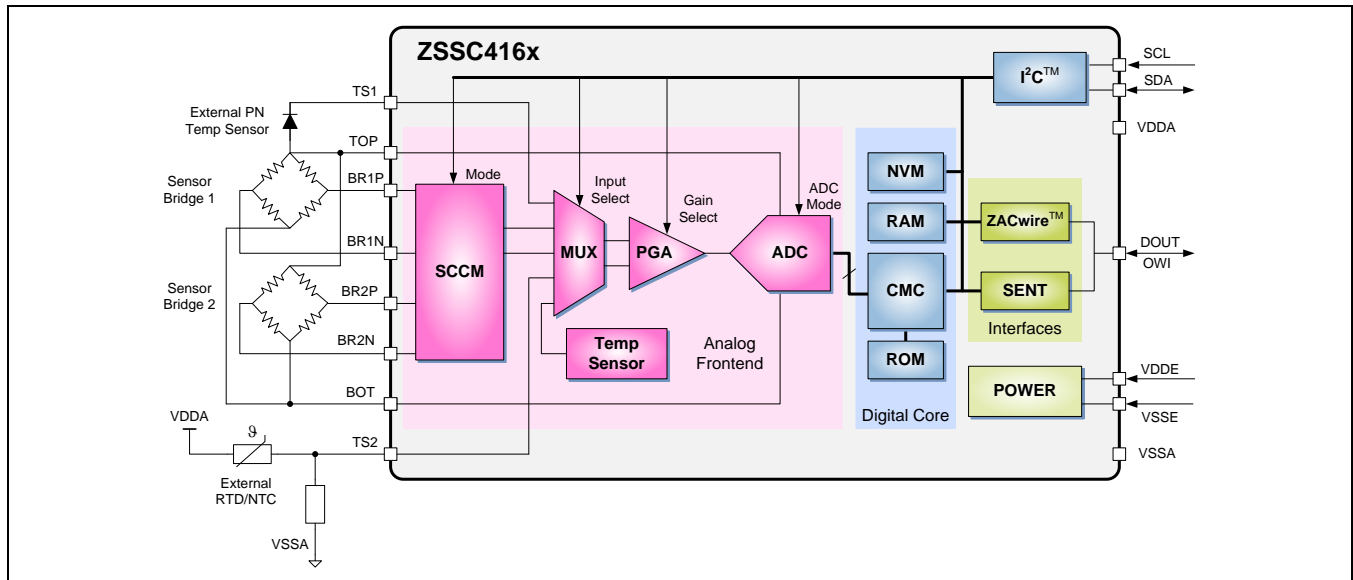
## Physical Characteristics

- Supply voltage: 4.75V to 5.25V
- Protection up to +/-18V
- Input span: 1 to 800 mV/V
- Analog-to-digital (ADC) resolution: configurable from 12 to 16 bit
- Large sensor offset correction using digital zooming with 14 to 18 bit resolution
- Output resolution: 12-bit via SENT interface; up to 15-bit plus a sign bit for OWI or I<sup>2</sup>C™ interface
- Package: 4x4mm QFN24 or die

## Basic Circuit for Dual Bridge Applications



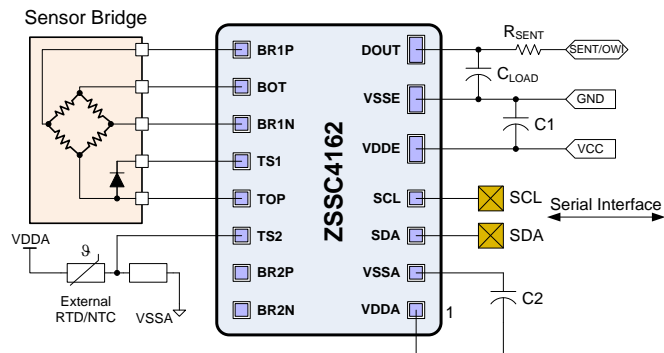
## Example Block Diagram: ZSSC416x



### SENT Application Example: Pressure and Temperature Sensor

- 5V module powered by the electronic control unit (ECU)
- Sensor module with 3-pin connector provides pressure and media temperature signal within SENT frame
- Media temperature signal derived from external RTD
- Temperature compensation via diode on pressure chip
- End-of-line calibration using the One Wire Interface (OWI) signal on the DOUT pin
- Additional I<sup>2</sup>C™ interface option

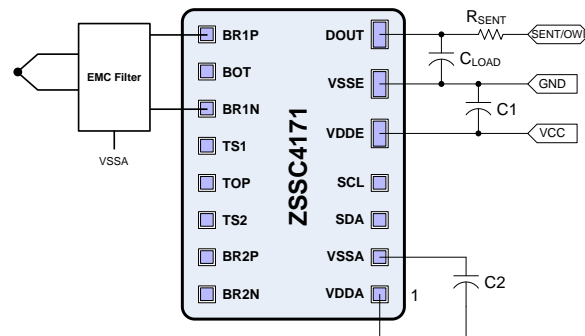
### ZSSC4162 Single Full Bridge, External RTD Temp Sensor



### SENT Application Example: Thermocouple Measurement

- 5V module with thermocouple interface
- Supports different thermocouple types
- Internal temperature sensor available for cold-junction temperature compensation
- Thermocouple input diagnostic tests
- Reports thermocouple measurement as a single-secure message and reports room temperature measurement through SDM channel on SENT
- End-of-line calibration using the OWI signal on the DOUT pin

### ZSSC4171 Thermocouple Sensor





## Product Options

BRIDGE SENSOR APPLICATIONS		VOLTAGE SOURCE SENSOR APPLICATIONS (e.g., Thermocouples)	
<b>ZSSC4161</b>	Single full or half bridge; basic internal and/or external temperature measurements; SENT or I <sup>2</sup> C <sup>TM</sup> interface; OWI option for calibration	<b>ZSSC4171</b>	Single thermocouple interface; supports N-type thermocouples; additional thermocouple types on request; diagnostics for thermocouples; internal temperature sensor for cold-junction temperature compensation; SENT or I <sup>2</sup> C <sup>TM</sup> interface; OWI option for calibration
<b>ZSSC4162</b>	Single full or half bridge; extended temperature measurement options (i.e., internal sensor, external diode, and/or RTD; math support for NTC temperature sensors); SENT or I <sup>2</sup> C <sup>TM</sup> interface; OWI option for calibration	<b>ZSSC4175</b>	Dual thermocouple interface; supports N-type thermocouples; additional thermocouple types on request; diagnostics for thermocouples; internal temperature sensor for cold-junction temperature compensation; SENT or I <sup>2</sup> C <sup>TM</sup> interface; OWI option for calibration
<b>ZSSC4165</b>	Dual full or half bridge; extended temperature measurement options; SENT or I <sup>2</sup> C <sup>TM</sup> interface; OWI option for calibration		

**Typical Applications for ZSSC416x/ZSSC417x:** Pressure sensors, strain gauges, thermocouple temperature, NTC/PTC RTD temperature sensors, temperature sensing via the bridge, and more.

## Ordering Information (Contact IDT for die options)

Sales Code	Description	Package
ZSSC4161BE2	ZSSC4161 QFN24, single bridge input, SENT or I <sup>2</sup> C <sup>TM</sup> output interface, basic internal and/or external temperature measurement, operating temperature: -40 to 150°C	Add R for 13" reel or W for 7" reel
ZSSC4162BE2	ZSSC4162 QFN24, single bridge input, SENT or I <sup>2</sup> C <sup>TM</sup> output interface, extended temperature measurement options, operating temperature: -40 to 150°C	Add R for 13" reel or W for 7" reel
ZSSC4165BE2	ZSSC4165 QFN24, dual bridge input, SENT or I <sup>2</sup> C <sup>TM</sup> output interface, extended temperature measurement options, operating temperature: -40 to 150°C	Add R for 13" reel or W for 7" reel
ZSSC4171BE2	ZSSC4171 QFN24, single voltage source sensor input, SENT or I <sup>2</sup> C <sup>TM</sup> output interface, internal temperature measurement, support for N-type thermocouples, operating temperature: -40 to 150°C	Add R for 13" reel or W for 7" reel
ZSSC4175BE2	ZSSC4175 QFN24, dual voltage source sensor inputs, SENT or I <sup>2</sup> C <sup>TM</sup> output interface, internal temperature measurement, support for N-type thermocouples, operating temperature: -40 to 150°C	Add R for 13" reel or W for 7" reel
ZSSC416xKITV1.4 ZSSC416x SSC Evaluation Kit: Communication Board, SSC Board, Sensor Replacement Board, 5 samples. Software is available through your IDT sales representative or field applications engineer with an IDT Non-Disclosure Agreement (NDA).		
ZSSC417xKITV1.4 ZSSC417x SSC Evaluation Kit: Communication Board, SSC Board, Sensor Replacement Board, 5 samples. Software is available through your IDT sales representative or field applications engineer with an IDT Non-Disclosure Agreement (NDA).		



### Corporate Headquarters

6024 Silver Creek Valley Road  
San Jose, CA 95138  
[www.IDT.com](http://www.IDT.com)

### Sales

1-800-345-7015 or 408-284-8200  
Fax: 408-284-2775  
[www.IDT.com/go/sales](http://www.IDT.com/go/sales)

### Tech Support

[www.IDT.com/go/support](http://www.IDT.com/go/support)

DISCLAIMER Integrated Device Technology, Inc. (IDT) reserves the right to modify the products and/or specifications described herein at any time, without notice, at IDT's sole discretion. Performance specifications and operating parameters of the described products are determined in an independent state and are not guaranteed to perform the same way when installed in customer products. The information contained herein is provided without representation or warranty of any kind, whether express or implied, including, but not limited to, the suitability of IDT's products for any particular purpose, an implied warranty of merchantability, or non-infringement of the intellectual property rights of others. This document is presented only as a guide and does not convey any license under intellectual property rights of IDT or any third parties.

IDT's products are not intended for use in applications involving extreme environmental conditions or in life support systems or similar devices where the failure or malfunction of an IDT product can be reasonably expected to significantly affect the health or safety of users. Anyone using an IDT product in such a manner does so at their own risk, absent an express, written agreement by IDT.

Integrated Device Technology, IDT and the IDT logo are trademarks or registered trademarks of IDT and its subsidiaries in the United States and other countries. Other trademarks used herein are the property of IDT or their respective third party owners. For datasheet type definitions and a glossary of common terms, visit [www.idt.com/go/glossary](http://www.idt.com/go/glossary). All contents of this document are copyright of Integrated Device Technology, Inc. All rights reserved.



Document Revision History

Revision	Date	Description
1.00.00	March 23, 2015	First release.
1.00.01	May 28, 2015	Correction for description for part ZSSC4169BE2 in order information table.
1.00.02	August 2, 2015	Revision for description of extended temperature feature and typical applications list in the "Product Options" table on page 4. Update for ZSSC416x/7x Evaluation Kit order code.
1.11.00	September 21, 2015	Update to remove ZSSC4169 and ZSSC4179. Addition of ZSSC4175. Edits to "Product Options" table and descriptions in "Order Information" table. Minor edits for clarity.
1.11.01	April 18, 2016	Update to remove reference in part code table to T package option, which is not available. Update for kit order codes.
	April 24, 2016	Changed to IDT branding.



Компания «Океан Электроники» предлагает заключение долгосрочных отношений при поставках импортных электронных компонентов на взаимовыгодных условиях!

Наши преимущества:

- Поставка оригинальных импортных электронных компонентов напрямую с производств Америки, Европы и Азии, а так же с крупнейших складов мира;
- Широкая линейка поставок активных и пассивных импортных электронных компонентов (более 30 млн. наименований);
- Поставка сложных, дефицитных, либо снятых с производства позиций;
- Оперативные сроки поставки под заказ (от 5 рабочих дней);
- Экспресс доставка в любую точку России;
- Помощь Конструкторского Отдела и консультации квалифицированных инженеров;
- Техническая поддержка проекта, помощь в подборе аналогов, поставка прототипов;
- Поставка электронных компонентов под контролем ВП;
- Система менеджмента качества сертифицирована по Международному стандарту ISO 9001;
- При необходимости вся продукция военного и аэрокосмического назначения проходит испытания и сертификацию в лаборатории (по согласованию с заказчиком);
- Поставка специализированных компонентов военного и аэрокосмического уровня качества (Xilinx, Altera, Analog Devices, Intersil, Interpoint, Microsemi, Actel, Aeroflex, Peregrine, VPT, Syfer, Eurofarad, Texas Instruments, MS Kennedy, Miteq, Cobham, E2V, MA-COM, Hittite, Mini-Circuits, General Dynamics и др.);

Компания «Океан Электроники» является официальным дистрибьютором и эксклюзивным представителем в России одного из крупнейших производителей разъемов военного и аэрокосмического назначения «JONHON», а так же официальным дистрибьютором и эксклюзивным представителем в России производителя высокотехнологичных и надежных решений для передачи СВЧ сигналов «FORSTAR».



## JONHON

«JONHON» (основан в 1970 г.)

Разъемы специального, военного и аэрокосмического назначения:

(Применяются в военной, авиационной, аэрокосмической, морской, железнодорожной, горно- и нефтедобывающей отраслях промышленности)

«FORSTAR» (основан в 1998 г.)

ВЧ соединители, коаксиальные кабели,  
кабельные сборки и микроволновые компоненты:

(Применяются в телекоммуникациях гражданского и специального назначения, в средствах связи, РЛС, а так же военной, авиационной и аэрокосмической отраслях промышленности).



Телефон: 8 (812) 309-75-97 (многоканальный)

Факс: 8 (812) 320-03-32

Электронная почта: [ocean@oceanchips.ru](mailto:ocean@oceanchips.ru)

Web: <http://oceanchips.ru/>

Адрес: 198099, г. Санкт-Петербург, ул. Калинина, д. 2, корп. 4, лит. А