

Keywords: power, pmod, industrial sensors, process control, industrial automation, medical, industrial power, halo electronics, transformer, lakewood, maxrefdes7, industrial, dual supplies, power

REFERENCE DESIGN 5510 INCLUDES: ✓Tested Circuit ✓Schematic ✓BOM ✓Description ✓Test Data ✓Layout

Lakewood (MAXREFDES7#): 3.3V Input, ±12V (±15V) Output Isolated Power Supply

Nov 06, 2012

Abstract: This document details the Lakewood (MAXREFDES7#) subsystem reference design, a 3.3V input, ±12V (±15V) output, isolated power supply. The Lakewood reference design includes a 3W primary-side transformer H-bridge driver for isolated supplies, and two wide input range and adjustable output low dropout (LDO) linear regulators. Test results and hardware files are included.

Introduction

The Lakewood design (MAXREFDES7#) uses an H-bridge transformer driver (MAX256) and a pair of low dropout (LDO) linear regulators (MAX1659 x2) to create a ±12V (±15V) output isolated power supply from a 3.3V voltage input (Figure 1). This general-purpose power solution can be used in many different types of isolated power applications, but is mainly targeted for industrial sensors, industrial automation, process control, and medical applications.



[More detailed image \(PDF, 1.9MB\)](#)

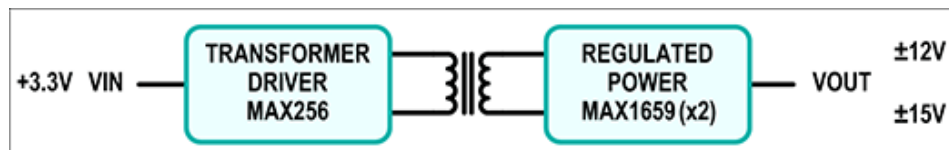


Figure 1. The Lakewood subsystem design block diagram.

Features

- Isolated power
- ±12V (±15V) outputs
- Small printed circuit board (PCB) area
- Pmod™-compatible form factor

Applications

- Industrial sensors
- Process control
- Industrial automation
- Medical

Detailed Description of Hardware

The Lakewood subsystem reference design operates from a 3.3V DC power source. The MAX256 H-bridge transformer driver switches at approximately 475kHz and drives the primary side of the 1:2.6 turns ratio, with the

use of a TGM-H281NF transformer from Halo® Electronics. The transformer secondary side is connected to voltage doublers that rectify the AC outputs into DC outputs. Two MAX1659 LDOs regulate the voltages to +12V and -12V, respectively. The Zener diodes (D3 and D6) protect the LDOs by keeping their input voltages below 16.1V.

The input power can be from the J1 Pmod-compatible connector or from an external power supply connected to the EXT_+3.3V and DGND connectors. To change the output voltages of this reference design, simply change the feedback resistors (R2–R5) of the LDOs (U2 and U3).

The output voltage of the MAX1659 LDOs is set by the following equations:

$$V_{OUT} = V_{SET} \times (1 + R2/R3) \text{ for U2}$$

$$V_{OUT} = V_{SET} \times (1 + R4/R5) \text{ for U3}$$

Where $V_{SET} = 1.21V$.

For example, for the ±15V outputs application, change R2 and R4 to 187kΩ, and change R3 and R5 to 16.2kΩ.

This circuit can also be configured for asymmetrical applications.

In applications sensitive to output voltage ripple, a lowpass LC pi filter can be added in front of the LDO input.

The isolation transformer in this design has an isolation voltage of 1500V_{RMS}. It is recognized by UL 60950 and EN 60950 and falls into the "functional" insulation class.

Quick Start

Required equipment:

- Lakewood (MAXREFDES7#) board
- 3.3V 1A power supply
- Two digital voltmeters

Procedure

The Lakewood board is fully assembled and tested. Follow the steps below to verify board operation.

1. Place the shunt on jumper JU1 to the 1–2 position.
2. Connect the positive terminal of the power supply to the EXT_+3.3V connector.
3. Connect the negative terminal of the power supply to the DGND connector.
4. Connect the positive terminal of the first voltmeter to the +12V connector.
5. Connect the negative terminal of the first voltmeter to the GND1 connector.
6. Connect the positive terminal of the second voltmeter to the -12V connector.
7. Connect the negative terminal of the second voltmeter to the GND2 connector.
8. Turn on the power supply.
9. Use the respective voltmeters to measure the corresponding positive and negative output voltages.

Lab Measurements

The Lakewood design was tested for two pairs of output voltage rails: ±12V and ±15V. Other voltage rails can be achieved by modifying the resistor values of R2, R3, R4, and R5. When set for ±12V outputs, the circuit can deliver a maximum load current of approximately 90mA for each of the two rails simultaneously. When set for ±15V outputs, the circuit can deliver a maximum load current of approximately 40mA for each of the two rails

simultaneously.

To achieve a larger maximum load, the user can either increase the input power supply voltage or increase the transformer turns ratio properly. Refer to the [MAX256 data sheet](#) for details. The power efficiencies are illustrated in **Figure 2** and **Figure 3**.

For asymmetrical voltage level applications, the maximum load can be larger for one rail and less for the other rail.

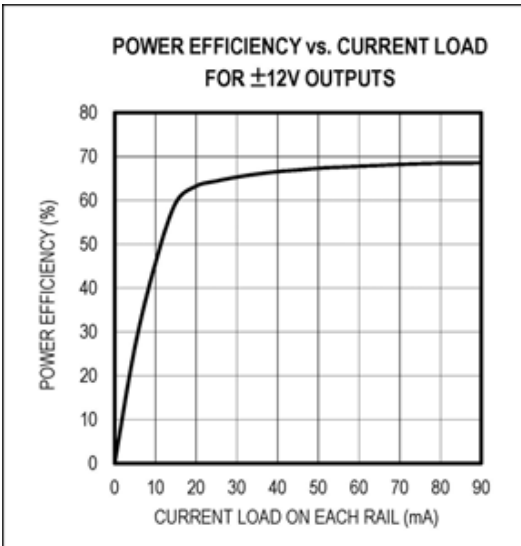


Figure 2. Power efficiency vs. current load for $\pm 12V$ outputs.

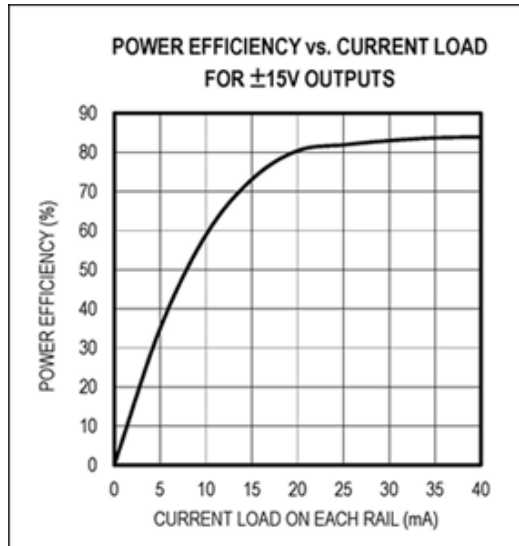


Figure 3. Power efficiency vs. current load for $\pm 15V$ outputs.

The output noise is well below 0.5% of the output voltages. The noise is mainly due to the switching pulses of the MAX256. **Figure 4** and **Figure 5** display the noise at no load for 12V and 15V outputs, respectively. **Figure 6** and **Figure 7** display the noise at the maximum loads for 12V and 15V outputs, respectively.

The noise on the negative rails is identical to the positive rails for symmetrical load applications.

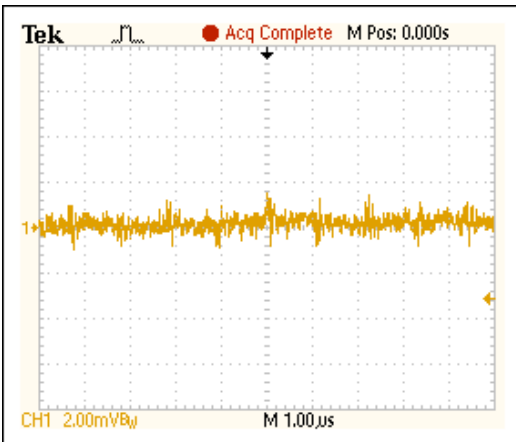


Figure 4. Noise at $V_{OUT} = 12V$, $I_{OUT} = 0mA$.

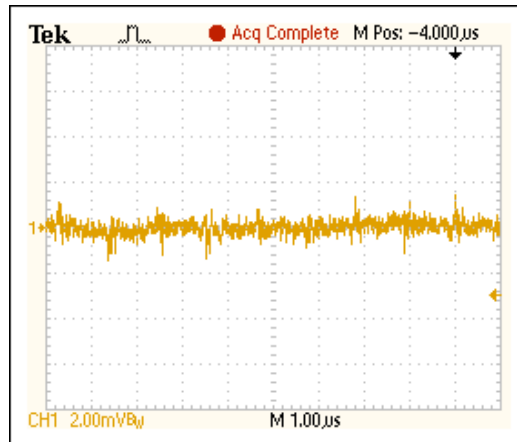


Figure 5. Noise at $V_{OUT} = 15V$, $I_{OUT} = 0mA$.

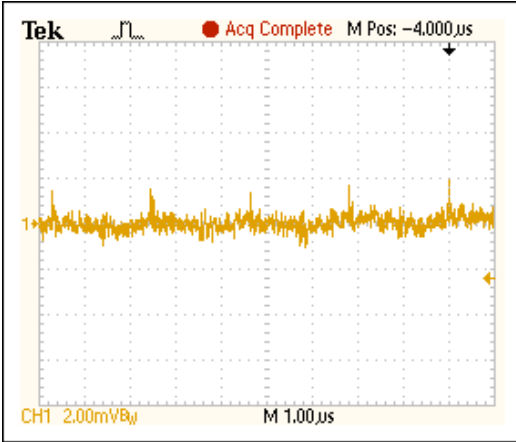


Figure 6. Noise at $V_{OUT} = 12V$, $I_{OUT} = 90mA$.

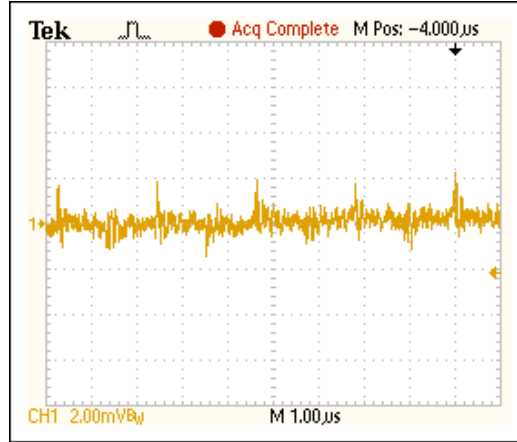


Figure 7. Noise at $V_{OUT} = 15V$, $I_{OUT} = 40mA$.

All Design Files

Hardware Files

- [Schematic](#)
- [Bill of materials \(BOM\)](#)
- [PCB layout](#)
- [PCB Gerber](#)
- [PCB CAD \(PADS 9.0\)](#)

Buy Reference Design

[Lakewood \(MAXREFDES7#\)](#)

Halo is a registered trademark of Halo Electronics, Inc.
 Pmod is a trademark of Digilent Inc.

Related Parts		
MAX1659	350mA, 16.5V Input, Low-Dropout Linear Regulators	Free Samples
MAX256	3W Primary-Side Transformer H-Bridge Driver for Isolated Supplies	Free Samples
MAXREFDES7	Lakewood (MAXREFDES7#): 3.3V Input, $\pm 12V$ ($\pm 15V$) Output Isolated Power Supply	

More Information

For Technical Support: <http://www.maximintegrated.com/support>
 For Samples: <http://www.maximintegrated.com/samples>
 Other Questions and Comments: <http://www.maximintegrated.com/contact>

Application Note 5510: <http://www.maximintegrated.com/an5510>
 REFERENCE DESIGN 5510, AN5510, AN 5510, APP5510, Appnote5510, Appnote 5510
 © 2013 Maxim Integrated Products, Inc.

Additional Legal Notices: <http://www.maximintegrated.com/legal>

Компания «Океан Электроники» предлагает заключение долгосрочных отношений при поставках импортных электронных компонентов на взаимовыгодных условиях!

Наши преимущества:

- Поставка оригинальных импортных электронных компонентов напрямую с производств Америки, Европы и Азии, а так же с крупнейших складов мира;
- Широкая линейка поставок активных и пассивных импортных электронных компонентов (более 30 млн. наименований);
- Поставка сложных, дефицитных, либо снятых с производства позиций;
- Оперативные сроки поставки под заказ (от 5 рабочих дней);
- Экспресс доставка в любую точку России;
- Помощь Конструкторского Отдела и консультации квалифицированных инженеров;
- Техническая поддержка проекта, помощь в подборе аналогов, поставка прототипов;
- Поставка электронных компонентов под контролем ВП;
- Система менеджмента качества сертифицирована по Международному стандарту ISO 9001;
- При необходимости вся продукция военного и аэрокосмического назначения проходит испытания и сертификацию в лаборатории (по согласованию с заказчиком);
- Поставка специализированных компонентов военного и аэрокосмического уровня качества (Xilinx, Altera, Analog Devices, Intersil, Interpoint, Microsemi, Actel, Aeroflex, Peregrine, VPT, Syfer, Eurofarad, Texas Instruments, MS Kennedy, Miteq, Cobham, E2V, MA-COM, Hittite, Mini-Circuits, General Dynamics и др.);

Компания «Океан Электроники» является официальным дистрибьютором и эксклюзивным представителем в России одного из крупнейших производителей разъемов военного и аэрокосмического назначения «JONHON», а так же официальным дистрибьютором и эксклюзивным представителем в России производителя высокотехнологичных и надежных решений для передачи СВЧ сигналов «FORSTAR».



JONHON

«JONHON» (основан в 1970 г.)

Разъемы специального, военного и аэрокосмического назначения:

(Применяются в военной, авиационной, аэрокосмической, морской, железнодорожной, горно- и нефтедобывающей отраслях промышленности)

«FORSTAR» (основан в 1998 г.)

ВЧ соединители, коаксиальные кабели, кабельные сборки и микроволновые компоненты:

(Применяются в телекоммуникациях гражданского и специального назначения, в средствах связи, РЛС, а так же военной, авиационной и аэрокосмической отраслях промышленности).



Телефон: 8 (812) 309-75-97 (многоканальный)

Факс: 8 (812) 320-03-32

Электронная почта: ocean@oceanchips.ru

Web: <http://oceanchips.ru/>

Адрес: 198099, г. Санкт-Петербург, ул. Калинина, д. 2, корп. 4, лит. А