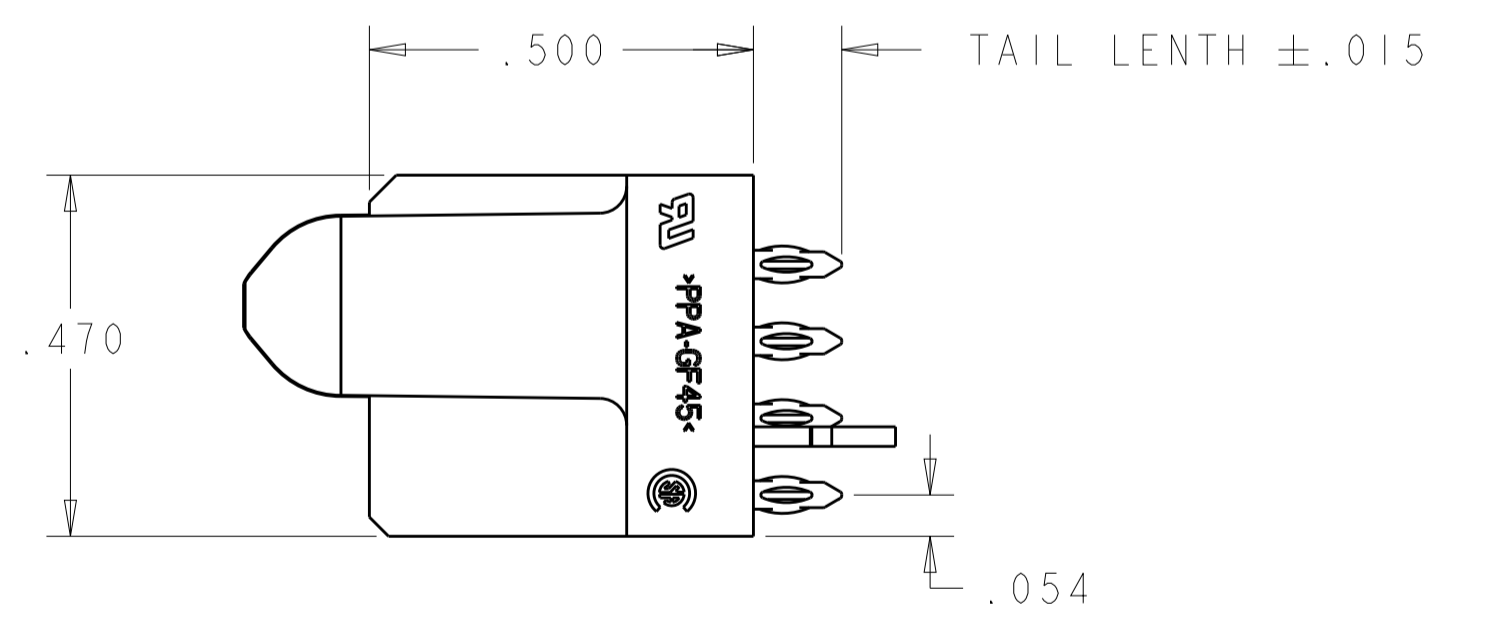
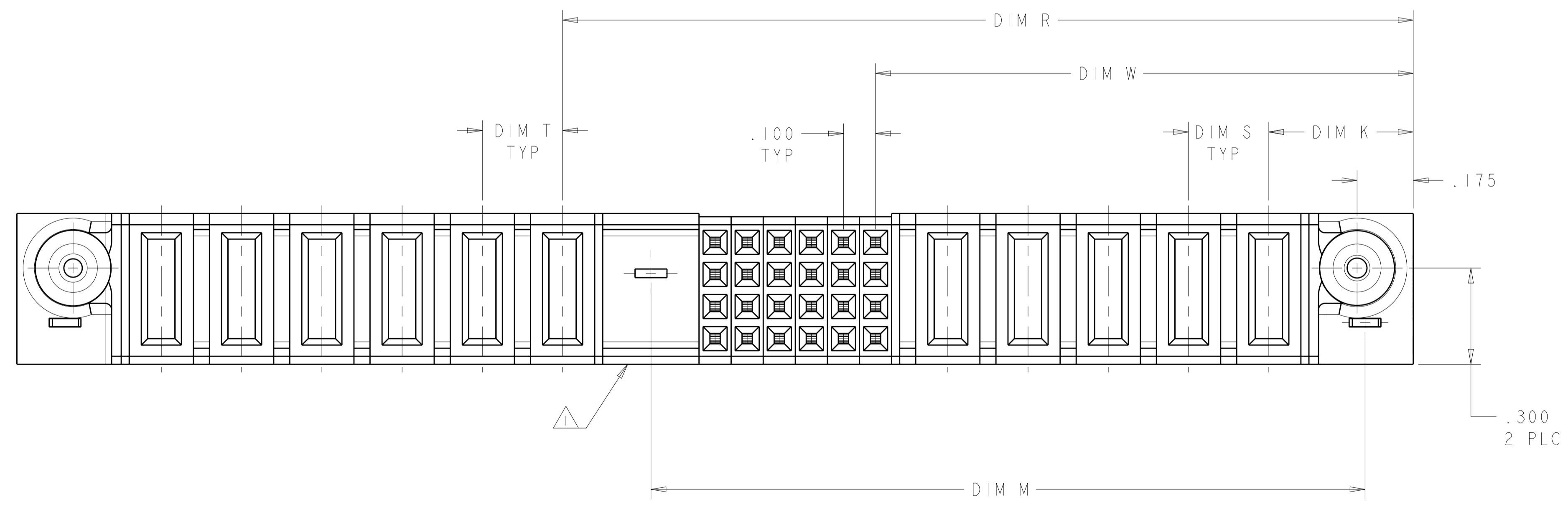
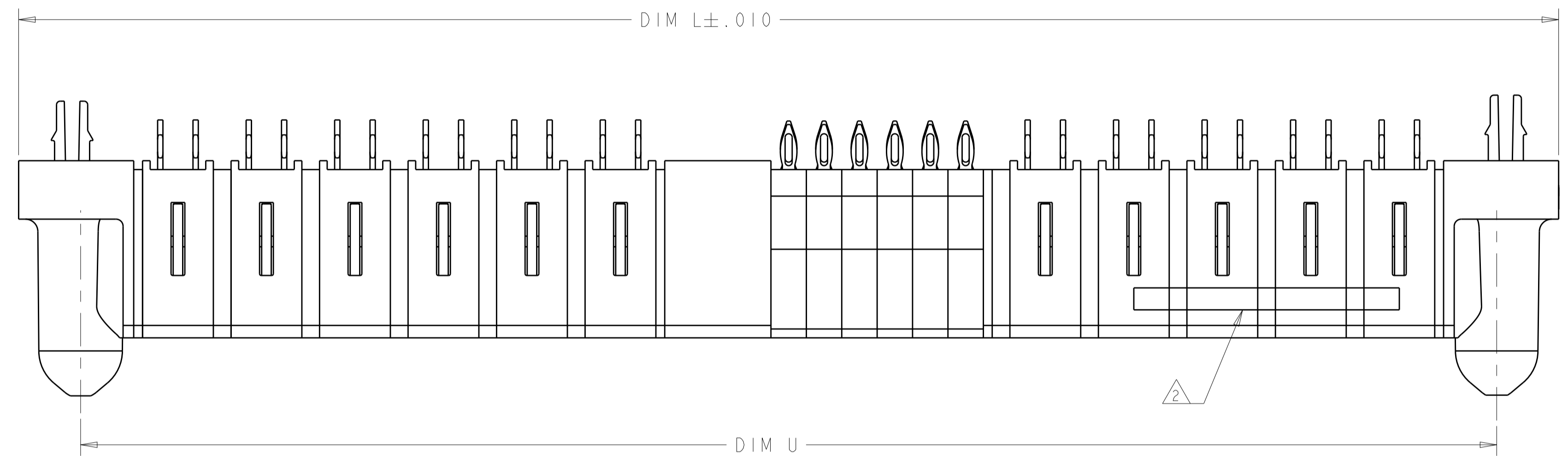
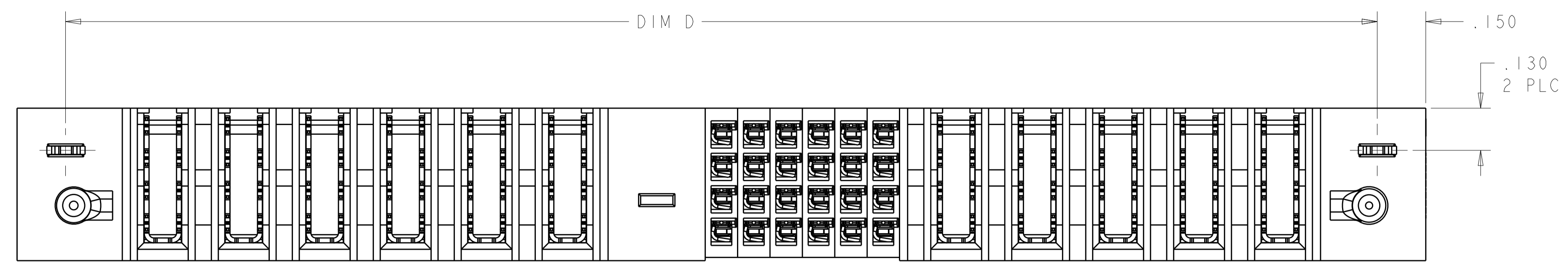


LOC	DIST	REVISIONS					
		P	LTH	DESCRIPTION	DATE	DMN	APVD
ES	00	K9		REV PER ECR-12-018831	30OCT2012	AY	SZ



- 1 OPTIONAL CENTER MODULE, WITH Ø.150 THRU HOLE OR HOLD DOWN FEATURE
- 2 "AMP", PART NUMBER AND DATE CODE TO BE MARKED IN AREA SHOWN PARTS UNDER 2.00 LONG MAY BE MARKED ON BOTH SIDES
- 3 MATERIAL: HOUSING - GLASS FILLED HIGH TEMP THERMO PLASTIC, UL94 V-0
 SIGNAL CONTACT - HIGH CONDUCTIVITY COPPER ALLOY
 POWER CONTACT - HIGH CONDUCTIVITY COPPER ALLOY
- 4 CONTACT PLATING: NOBLE METAL PLATING ON CONTACT FUNCTIONAL AREA OF POWER CONTACTS AND SIGNAL CONTACTS.
- 5 MECHANICAL CONNECTOR KEEP OUT ZONE
- 6 DATUM AND BASIC DIMENSIONS ESTABLISHED BY CUSTOMER
- 7 PCB - ALL HOLE DIAMETERS ARE FINISHED HOLE SIZES
- 8 PCB - 0.0453 ±.0010 DRILLED HOLES PLATED WITH .0003 MIN Sn OVER .001 TO .003 Cu PLATING TO ACHIEVE A .040 HOLE
- 9 VARIABLE DIMENSION SHOWN VIEW (SHEET 6)

THIS DRAWING IS A CONTROLLED DOCUMENT.		DMN R. GRZYBOWSKI CHK M. PERCHERKE APVD M. PERCHERKE	29APR05 29APR05	TE Connectivity NAME VERTICAL RECEPTACLE ASSEMBLY WITH GUIDES MULTI-BEAM XL
DIMENSIONS: INCHES	TOLERANCES UNLESS OTHERWISE SPECIFIED:	PRODUCT SPEC 108-1973 APPLICATION SPEC 114-13038	SIZE A1	
0 PLC ±. 1 PLC ±.01 2 PLC ±.01 3 PLC ±.005 4 PLC ±.0020 ANGLES ±.7°	FINISH 3 4	WEIGHT CUSTOMER DRAWING	CAGE CODE DRAWING NO A100779C=6450540 SCALE 2:1 SHEET 1 OF 19 REV K9	

THIS DRAWING IS UNPUBLISHED. RELEASED FOR PUBLICATION 20
 © COPYRIGHT 20 BY - ALL RIGHTS RESERVED.

LOC	DIST	REVISIONS					
		P	LTN	DESCRIPTION	DATE	OWN	APVD
ES	00	-	-	SEE SHEET 1	-	-	-

K9	1.350	1.300	-	-	1.200	.625	-	1.650	.450	1P + 20S + 1P	6-6450540-6
	2.550	2.500	.250	.250	1.650	1.375	-	2.85	.450	4P + 8S + 4P	6-6450540-5
	1.350	1.300	-	-	1.200	.625	-	1.650	.450	1P + 20S + 1P	6-6450540-2
	-	3.300	.200	.200	2.200	1.625	-	3.650	.450	6P + 20S + 6P	6-6450540-1
	2.950	2.900	.250	.250	2.050	1.375	-	3.250	.450	4P + 24S + 4P	6-6450540-0
	2.050	2.000	.250	.250	1.650	.925	-	2.350	.450	2P + 24S + 2P	5-6450540-9
	2.050	2.000	.250	.250	1.400	1.125	-	2.350	.450	3P + 8S + 3P	5-6450540-5
	2.500	2.450	.250	.250	1.850	1.375	-	2.800	.450	4P + 16S + 3P	5-6450540-4
	2.950	2.900	.250	.250	2.050	1.375	-	3.250	.450	4P + 24S + 4P	5-6450540-3
	1.350	1.300	-	-	1.200	.675	-	1.650	.450	1P + 16S + 1P	5-6450540-2
	1.750	1.700	.250	.250	1.350	.875	-	2.050	.450	2P + 16S + 2P	5-6450540-1
	5.950	5.900	.250	.250	3.550	2.8750	-	6.250	.450	10P + 24S + 10P	5-6450540-0
	5.150	5.100	.250	.250	3.250	2.375	-	5.450	.450	8P + 32S + 8P	4-6450540-9
	1.250	1.200	-	-	1.100	.625	-	1.550	.450	1P + 16S + 1P	4-6450540-8
	2.150	2.100	.250	.250	1.500	1.175	-	2.450	.450	3P + 8S + 3P	4-6450540-7
	1.150	1.100	-	-	1.000	.675	-	1.450	.450	1P + 8S + 1P	4-6450540-6
	-	-	-	.200	-	-	-	2.820	.450	12HDP	4-6450540-5
	-	-	.200	.200	2.600	1.625	-	3.970	.450	6HDP + 36S + 7HDP	4-6450540-4
	2.65	2.60	.250	.250	2.250	1.625	-	2.950	.450	5P + 20S + 2P	(E) 4-6450540-3
	-	-	-	.200	-	-	-	2.620	.450	11HDP	(E) 4-6450540-2
	-	-	.200	.200	2.600	1.625	-	3.770	.450	6P + 36S + 6P	4-6450540-1
	-	-	.200	.200	4.500	3.425	-	7.470	.450	15P + 40S + 15P	4-6450540-0
	-	-	.200	.200	-	-	-	7.470	-	15P + 40S + 15P	(D) 3-6450540-9
	4.650	4.600	.250	.250	3.250	1.875	-	4.950	.450	6P + 52S + 6P	(D) 2-6450540-7
	1.950	1.900	-	-	1.550	.875	-	2.250	.450	2P + 24S + 2P	(D) 2-6450540-5
	2.450	2.400	.250	.250	1.800	1.125	-	2.750	.450	3P + 24S + 3P	(D) 2-6450540-0
	-	1.575	-	-	1.425	.700	-	1.925	.475	1P + 24S + 1P	(E) 1-6450540-8
	-	5.450	\triangle_{10}	\triangle_{10}	3.075	2.425	-	5.800	.425	10P + 24S + 12P	1-6450540-4
	3.250	3.200	.200	.200	2.125	1.575	-	3.550	.425	6P + 20S + 6P	1-6450540-2
	-	2.850	.250	.250	2.000	1.125	-	3.200	.450	3P + 32S + 4P	1-6450540-1
	1.950	1.900	.250	.250	1.550	.875	-	2.250	.450	2P + 24S + 2P	1-6450540-0
	-	1.400	.250	.250	1.300	.625	-	1.750	.450	1P + 24S + 1P	6450540-7
	-	2.400	.250	.250	2.050	1.375	-	2.750	.450	4P + 24S + 2P	6450540-6
	-	3.100	.250	.250	2.000	1.625	-	3.450	.450	5P + 12S + 5P	6450540-5
	-	3.400	.250	.250	2.050	1.375	-	3.750	.450	4P + 24S + 6P	6450540-4
	-	7.400	.250	.250	5.050	2.875	-	7.750	.450	10P + 84S + 10P	6450540-3
	-	4.000	.250	.250	2.650	1.675	2.225	4.350	.450	5P+24S+1M+6P	6450540-2
	-	1.575	-	-	1.425	.700	-	1.925	.475	1P + 24S + 1P	6450540-1
D	U	T	S	R	W	M	L	K		DESCRIPTION	PART NUMBER

THIS DRAWING IS A CONTROLLED DOCUMENT. **OWN** R. GRZYBOWSKI 29APR05
CHK M. PERCHERKE 29APR05
APVD M. PERCHERKE

TE TE Connectivity

VERTICAL RECEPTACLE ASSEMBLY WITH GUIDES MULTI-BEAM XL

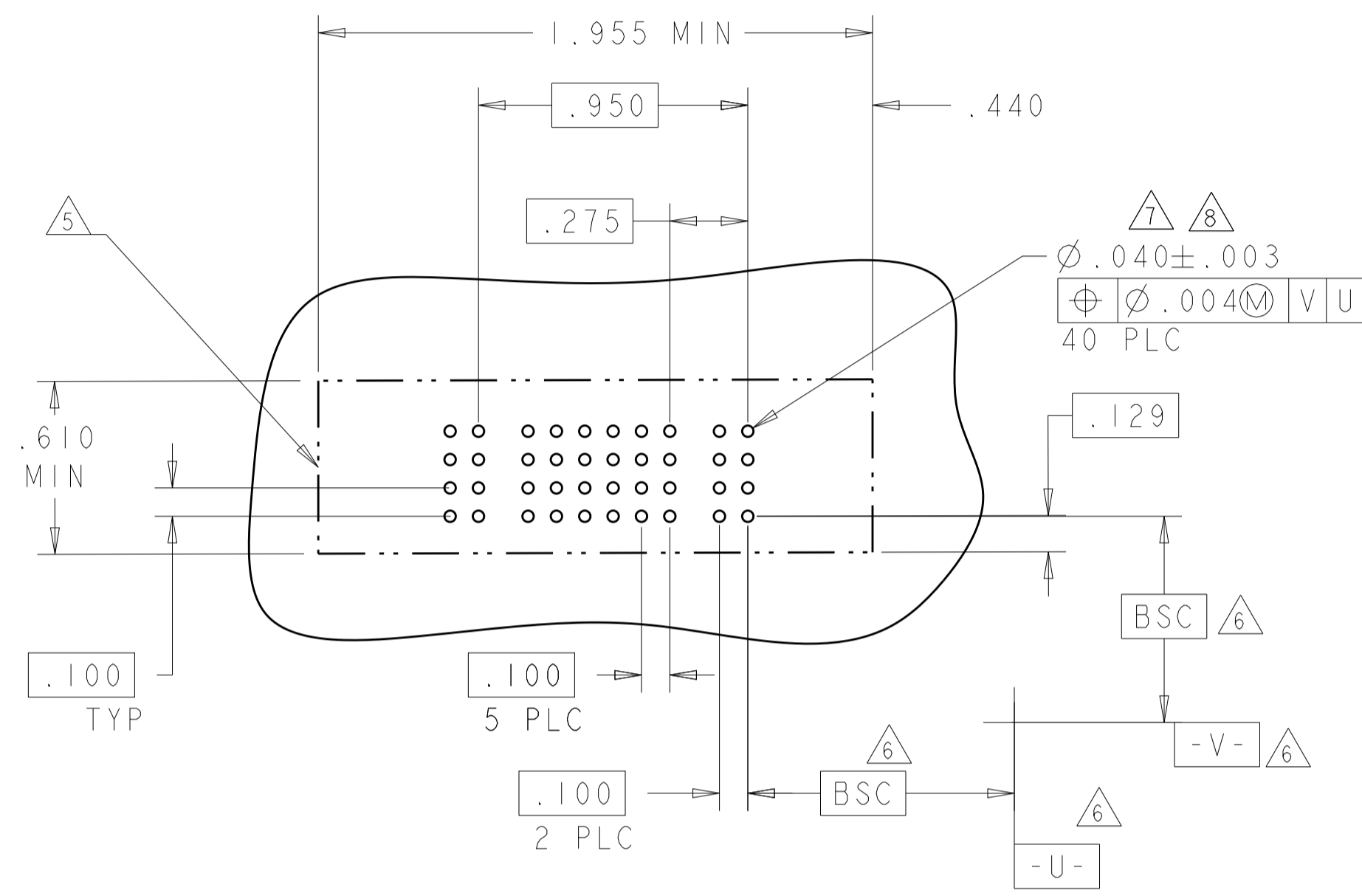
SIZE: CAGE CODE: DRAWING NO: RESTRICTED TO: A100779C=6450540

CUSTOMER DRAWING SCALE: 2:1 SHEET 2 OF 19 REV: K9

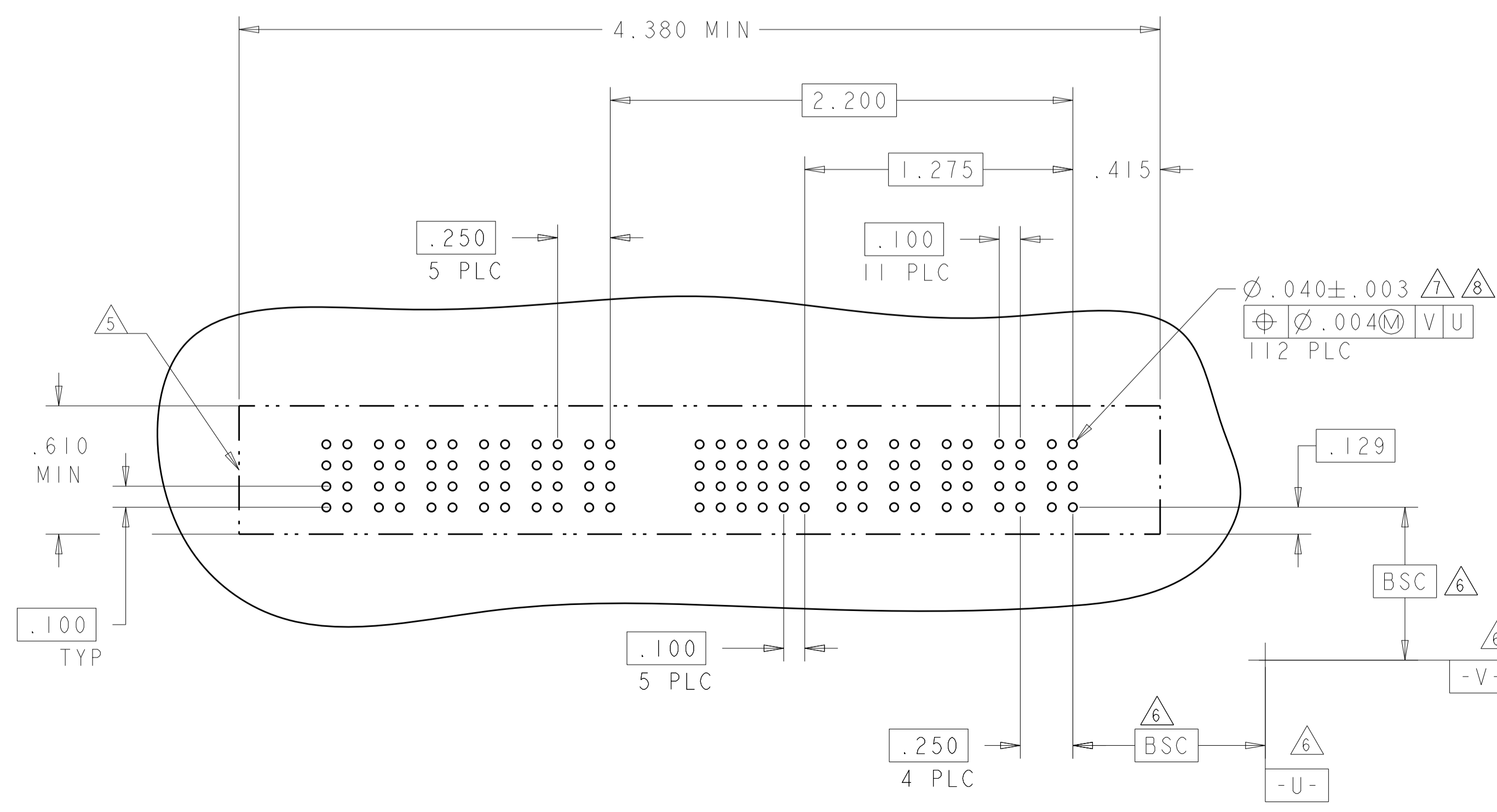
DIMENSIONS: INCHES TOLERANCES UNLESS OTHERWISE SPECIFIED: 0 PLC ±.01 1 PLC ±.01 2 PLC ±.01 3 PLC ±.005 4 PLC ±.0020 ANGLES ±.0020 FINISH

LOC	DIST	REV	DATE	APPD
ES	00			

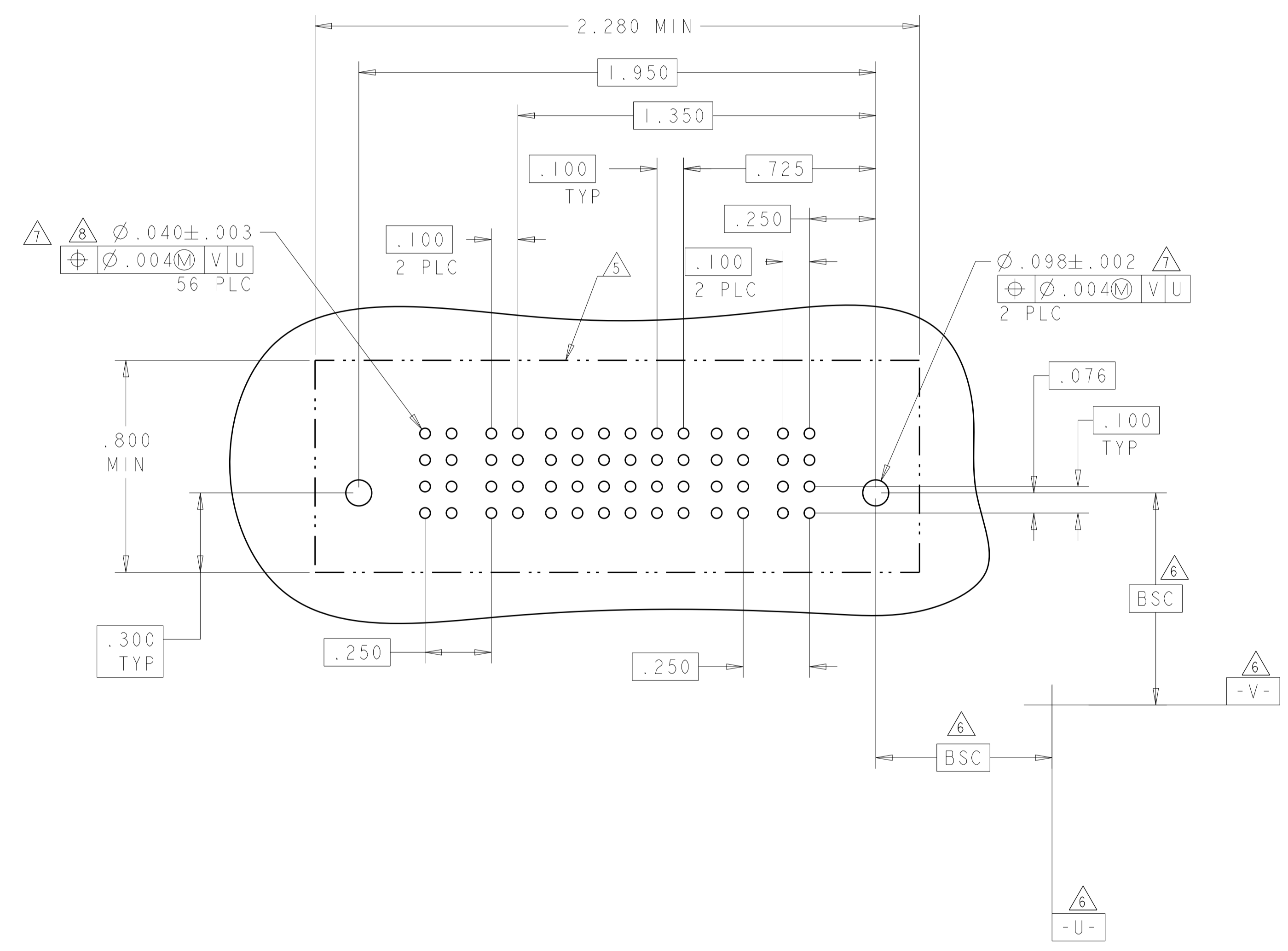
PART NUMBER	ROWS	POWER						SIGNAL						POWER			
		P2	6	5	4	3	2	1	PI	P1	6	5	4	3	2	1	PI
6450540-1	D C B A	GP														GP	
		AP														GP	
		AP														GP	
IP + 24S + IP																	



PART NUMBER	ROWS	POWER						SIGNAL						POWER				
		PI1	PI0	P9	P8	P7	P6	MI	6	5	4	3	2	1	P5	P4	P3	P2
6450540-2	D C B A	GP						AP						GP				
		GP						AP						GP				
		GP						AP						GP				
5P + 24S + 1M + 6P																		



PART NUMBER	ROWS	POWER		SIGNAL						POWER	
		P4	P3	6	5	4	3	2	1	P2	PI
2-6450540-5	D C B A	GP		AP						GP	
		GP		AP						GP	
		GP		AP						GP	
2P + 24S + 2P											



VS	STD POWER PRESSFIT CONTACT .115 LG
VP	MFBL POWER PRESSFIT CONTACT .115 LG
GS	STD POWER PRESSFIT CONTACT .135 LG
GP	MFBL POWER PRESSFIT CONTACT .135 LG
P	SIGNAL PRESSFIT CONTACT .115 LG
AP	SIGNAL PRESSFIT CONTACT .135 LG
CODE	TAIL LENGTH

CONTACT TABLE

THIS DRAWING IS A CONTROLLED DOCUMENT.

DIMENSIONS: INCHES
 TOLERANCES UNLESS OTHERWISE SPECIFIED:
 0 PLC ±.01
 1 PLC ±.01
 2 PLC ±.01
 3 PLC ±.005
 4 PLC ±.002
 ANGLES ±.020

MATERIAL: FINISH:

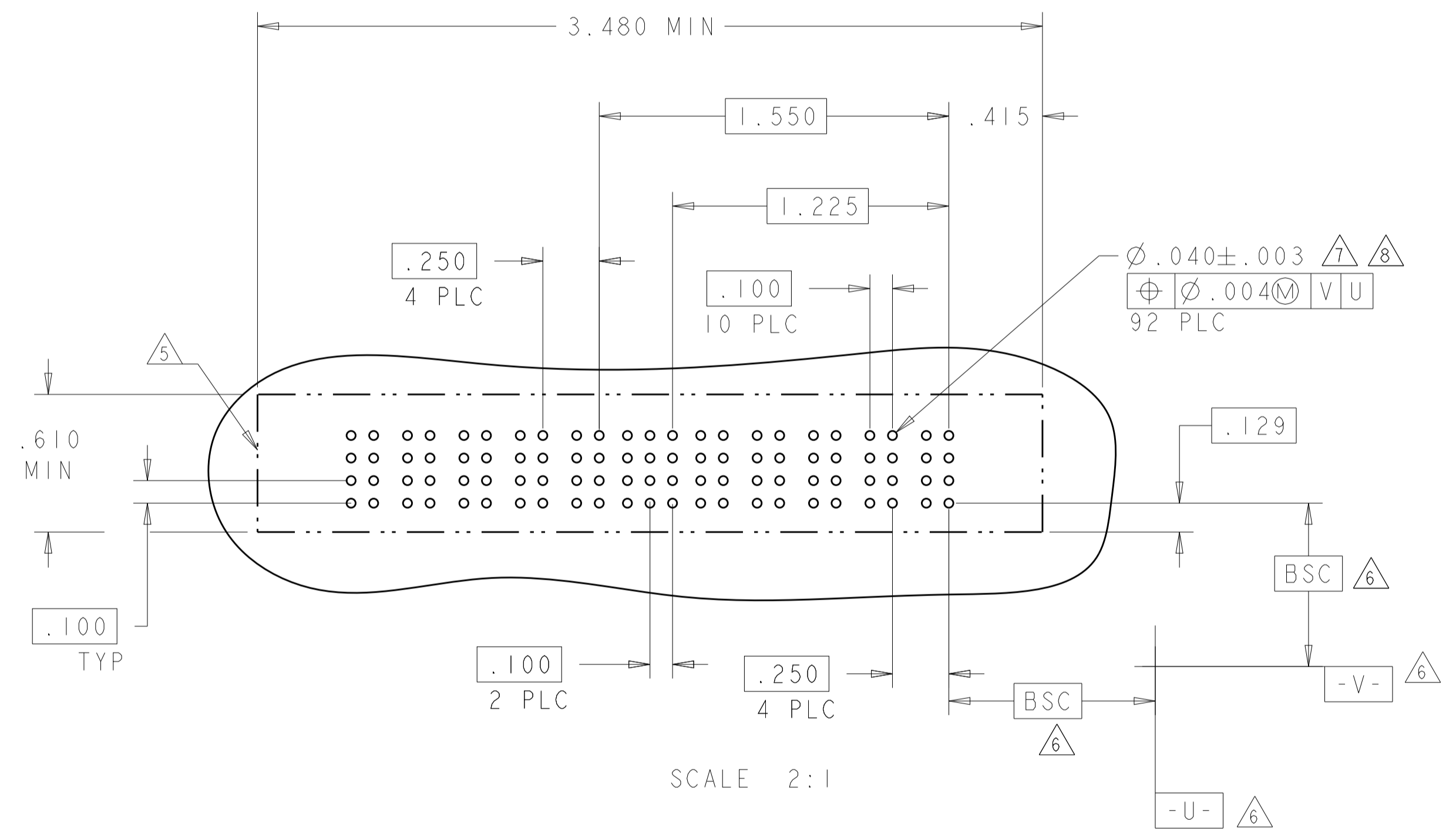
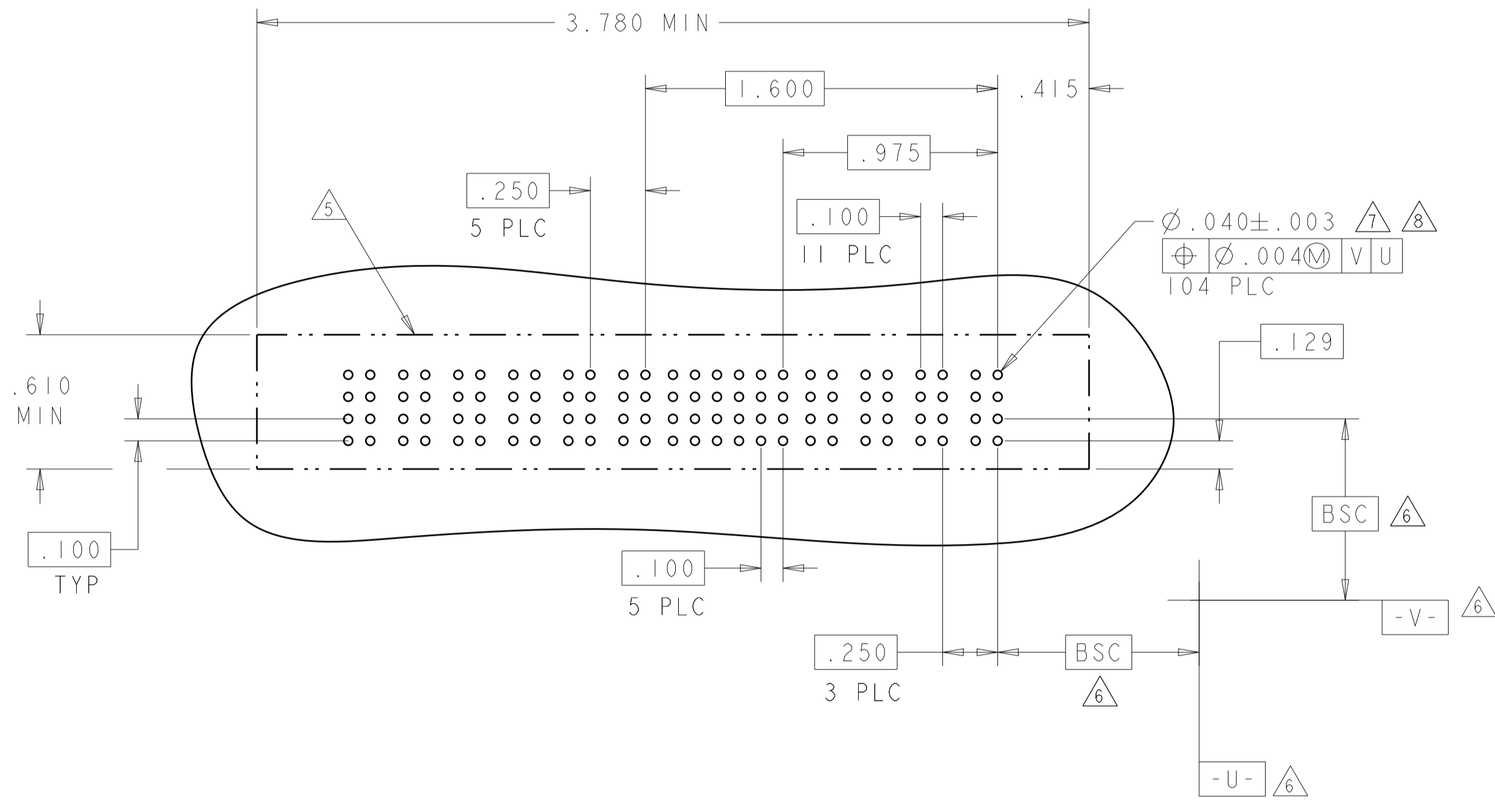
DWG: R. GRZYBOWSKI 29APR05
 CHK: M. PERCHERKE 29APR05
 APVD: M. PERCHERKE
 PRODUCT SPEC: 108-1973
 APPLICATION SPEC: 114-13038
 WEIGHT: 114-13038
 CUSTOMER DRAWING

STE TE Connectivity
 NAME: VERTICAL RECEPTACLE ASSEMBLY WITH GUIDES MULTI-BEAM XL
 SIZE: A1
 CAGE CODE: 100779
 DRAWING NO: 6450540
 SCALE: 2:1
 SHEET: 3 OF 19
 REV: K9

LOC	DIST	REVISIONS			
P	LTN	DESCRIPTION	DATE	DMN	APVD
ES	00	SEE SHEET 1			

PART NUMBER	ROWS	POWER						SIGNAL						POWER			
		P10	P9	P8	P7	P6	P5	6	5	4	3	2	1	P4	P3	P2	P1
6450540-4	DCBA	GP	GP	GP	GP	GP	GP	AP	AP	AP	AP	AP	AP	GP	GP	GP	GP
		GP	GP	GP	GP	GP	GP	AP	AP	AP	AP	AP	AP	GP	GP	GP	GP
		GP	GP	GP	GP	GP	GP	AP	AP	AP	AP	AP	AP	GP	GP	GP	GP
		GP	GP	GP	GP	GP	GP	AP	AP	AP	AP	AP	AP	GP	GP	GP	GP
4P + 24S + 6P																	

PART NUMBER	ROWS	POWER					SIGNAL			POWER				
		P10	P9	P8	P7	P6	3	2	1	P5	P4	P3	P2	P1
6450540-5	DCBA	GP	GP	GP	GP	GP	AP	AP	AP	GP	GP	GP	GP	GP
		GP	GP	GP	GP	GP	AP	AP	AP	GP	GP	GP	GP	GP
		GP	GP	GP	GP	GP	AP	AP	AP	GP	GP	GP	GP	GP
		GP	GP	GP	GP	GP	AP	AP	AP	GP	GP	GP	GP	GP
5P + 12S + 5P														



GP	MFBL POWER PRESSFIT CONTACT .135 LG
AP	SIGNAL PRESSFIT CONTACT .135 LG
CODE	TAIL LENGTH
CONTACT TABLE	

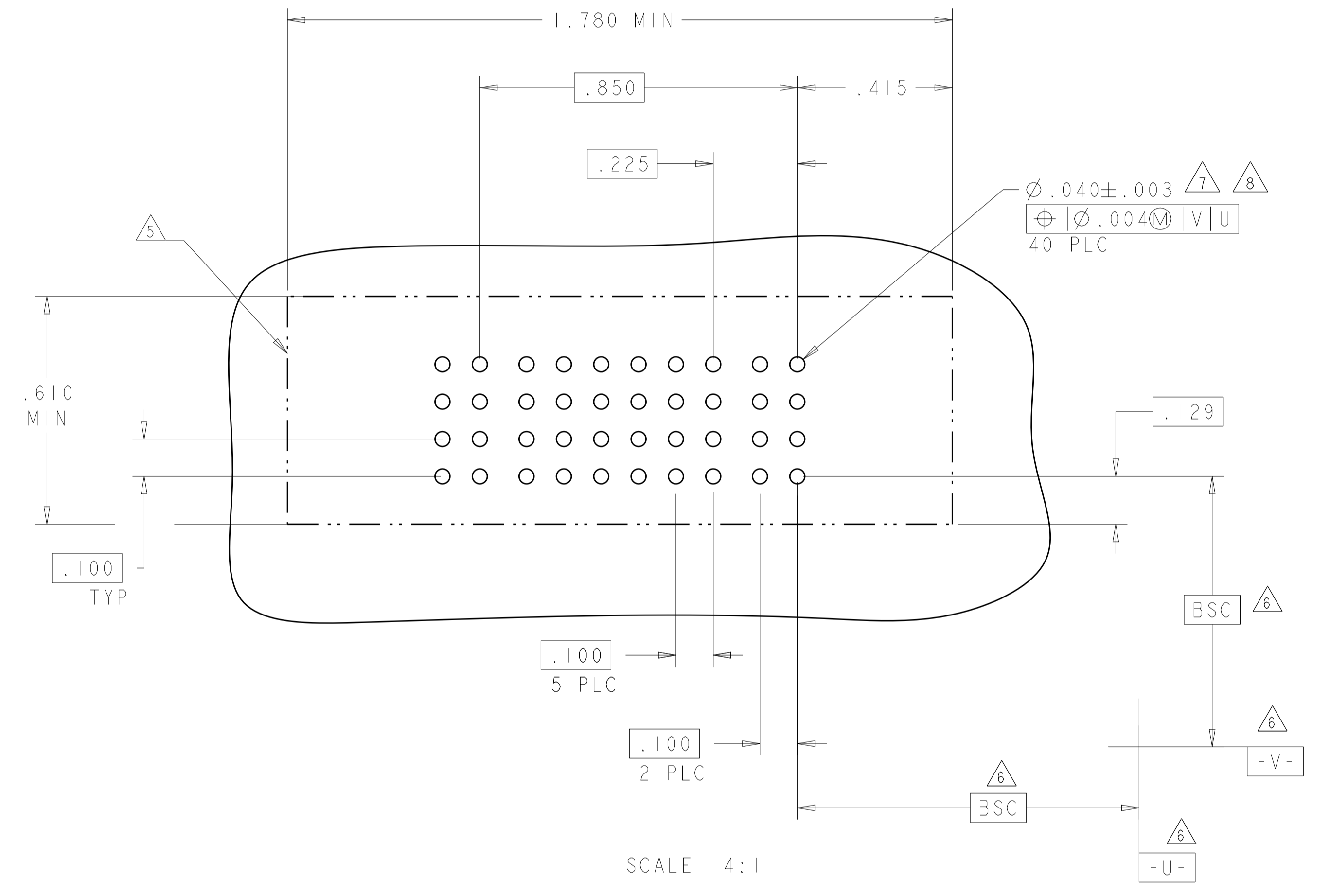
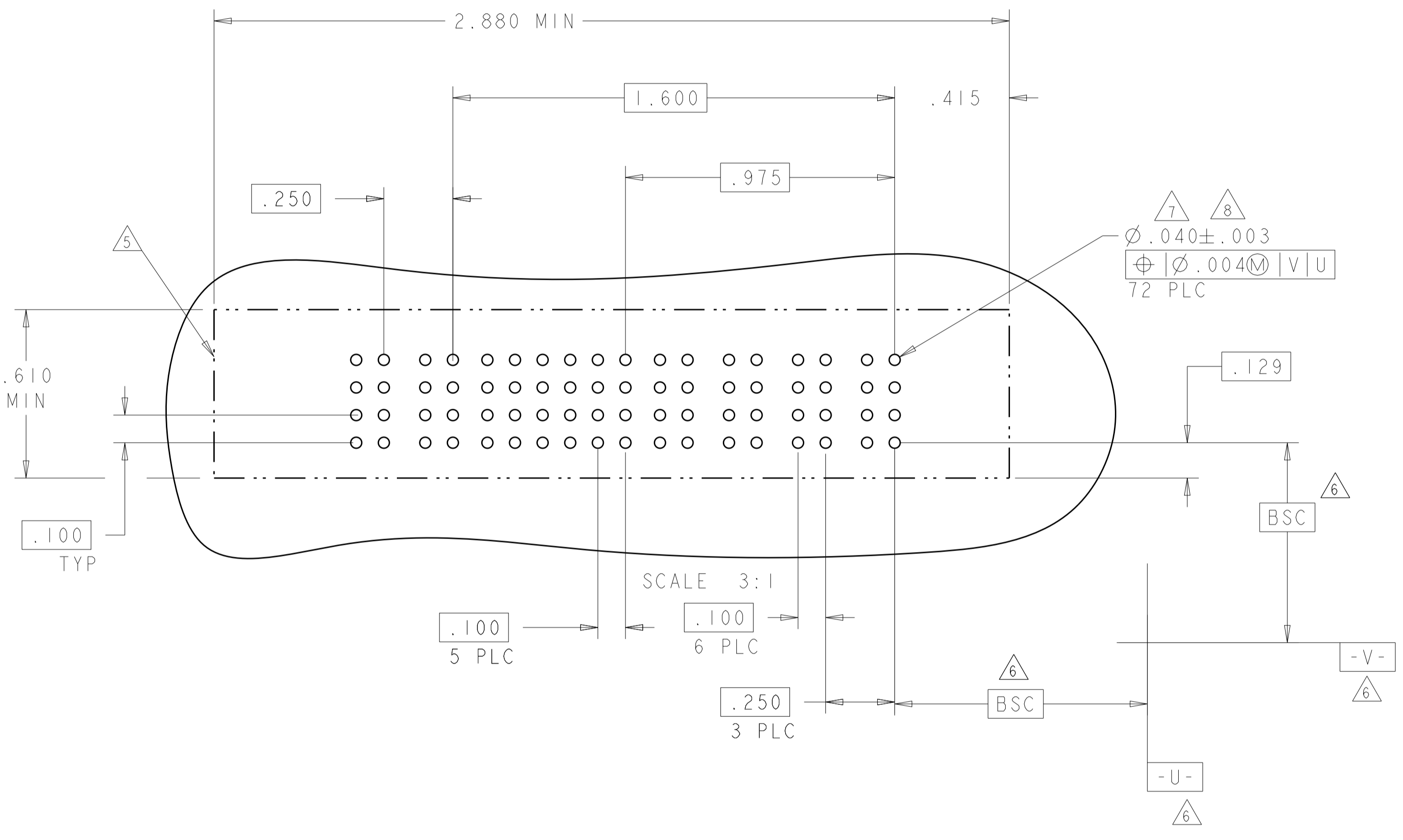
THIS DRAWING IS A CONTROLLED DOCUMENT.		DMN: R. GRZYBOWSKI 29APR05	TE Connectivity
DIMENSIONS: INCHES		CHK: M. PERCHERKE 29APR05	
TOLERANCES UNLESS OTHERWISE SPECIFIED:		APVD: M. PERCHERKE	NAME: VERTICAL RECEPTACLE ASSEMBLY WITH GUIDES MULTI-BEAM XL
0 PLC ±. 1 PLC ±. 2 PLC ±.01 3 PLC ±.005 4 PLC ±.0020 ANGLES ±.020		PRODUCT SPEC: 108-1973	SIZE: A1
MATERIAL: FINISH: *		APPLICATION SPEC: 114-13038	CAGE CODE: 6450540
		WEIGHT: -	RESTRICTED TO: -
		CUSTOMER DRAWING	SCALE: 2:1 SHEET 5 OF 19 REV: K9

LOC	DIST	REV	DATE	BY	APPV
ES	00				

REVISIONS			
NO.	DESCRIPTION	DATE	BY
-	SEE SHEET 1	-	-

PART NUMBER	ROWS	POWER		SIGNAL								POWER			
		P6	P5	6	5	4	3	2	1	P4	P3	P2	P1		
6450540-6	D C B A	GP	GP	AP	AP	AP	AP	AP	AP	AP	AP	GP	GP	GP	GP
				AP	AP	AP	AP	AP	AP	AP	AP				
				AP	AP	AP	AP	AP	AP	AP	AP				
				AP	AP	AP	AP	AP	AP	AP	AP				
4P + 24S + 2P															

PART NUMBER	ROWS	POWER		SIGNAL						POWER		
		P2	P1	6	5	4	3	2	1	P1		
6450540-7	D C B A	GP	GP	AP	AP	AP	AP	AP	AP	AP	GP	GP
				AP	AP	AP	AP	AP	AP	AP		
				AP	AP	AP	AP	AP	AP	AP		
				AP	AP	AP	AP	AP	AP	AP		
IP + 24S + IP												



THIS DRAWING IS A CONTROLLED DOCUMENT.

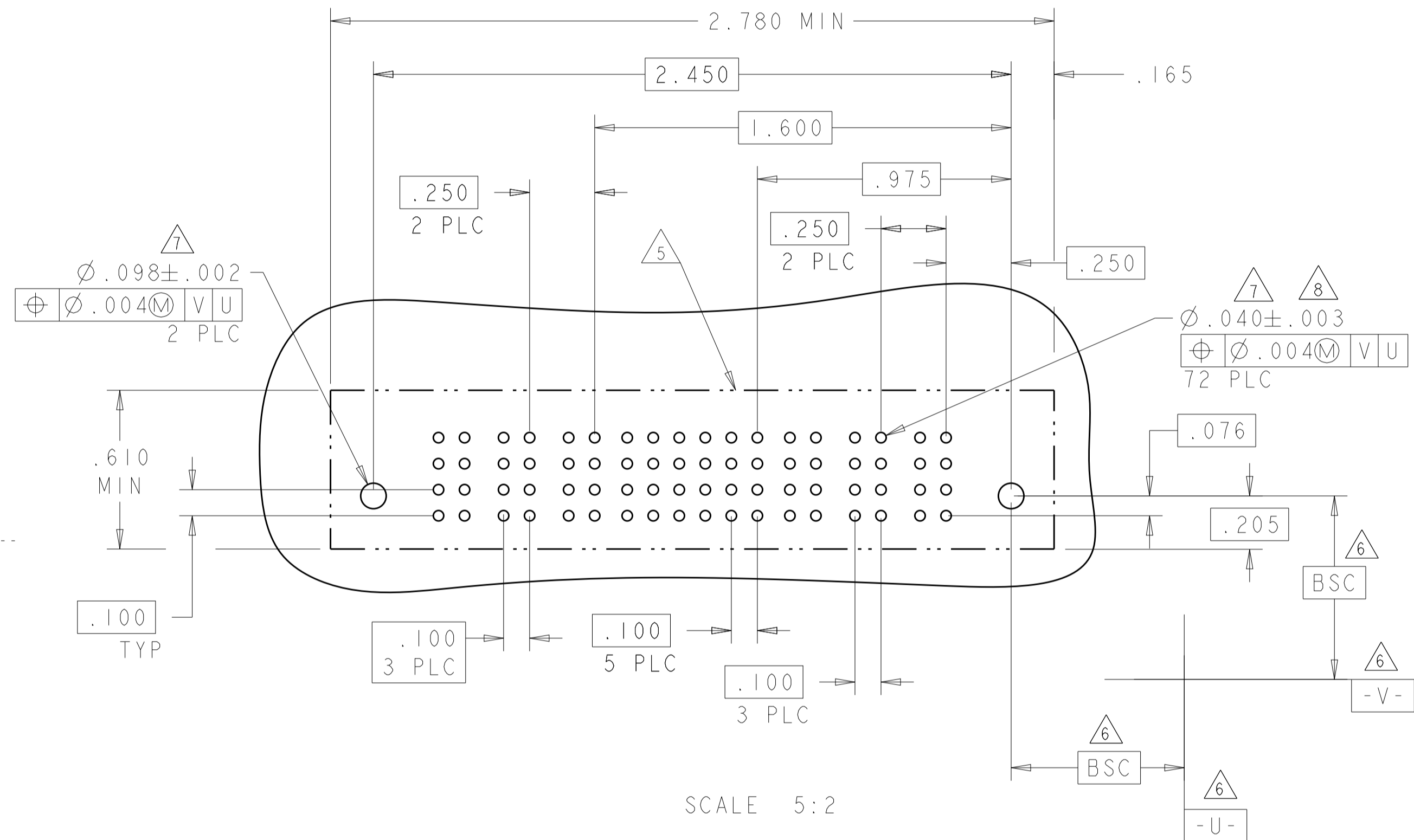
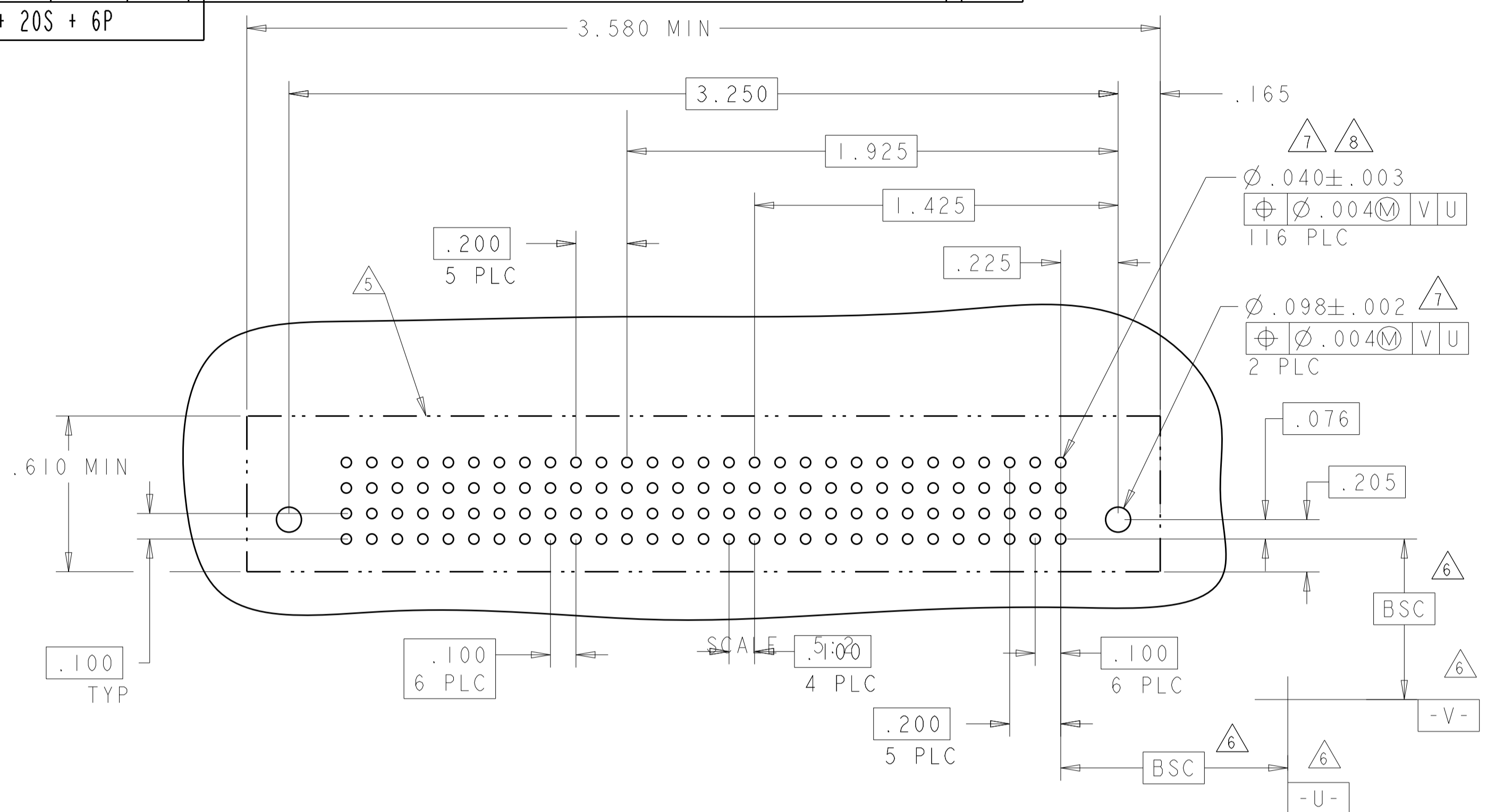
DIMENSIONS: INCHES	TOLERANCES UNLESS OTHERWISE SPECIFIED: 0 PLC ±. 1 PLC ±.01 2 PLC ±.01 3 PLC ±.005 4 PLC ±.0020 ANGLES ±.7°	FINISH	APV: M. PERCHERKE	NAME: VERTICAL RECEPTACLE ASSEMBLY WITH GUIDES MULTI-BEAM XL
MATERIAL	FINISH	WEIGHT	PRODUCT SPEC: 108-1973	APPLICATION SPEC: 114-13038
CUSTOMER DRAWING			SCALE: 2:1	SHEET 6 OF 19

REV: K9

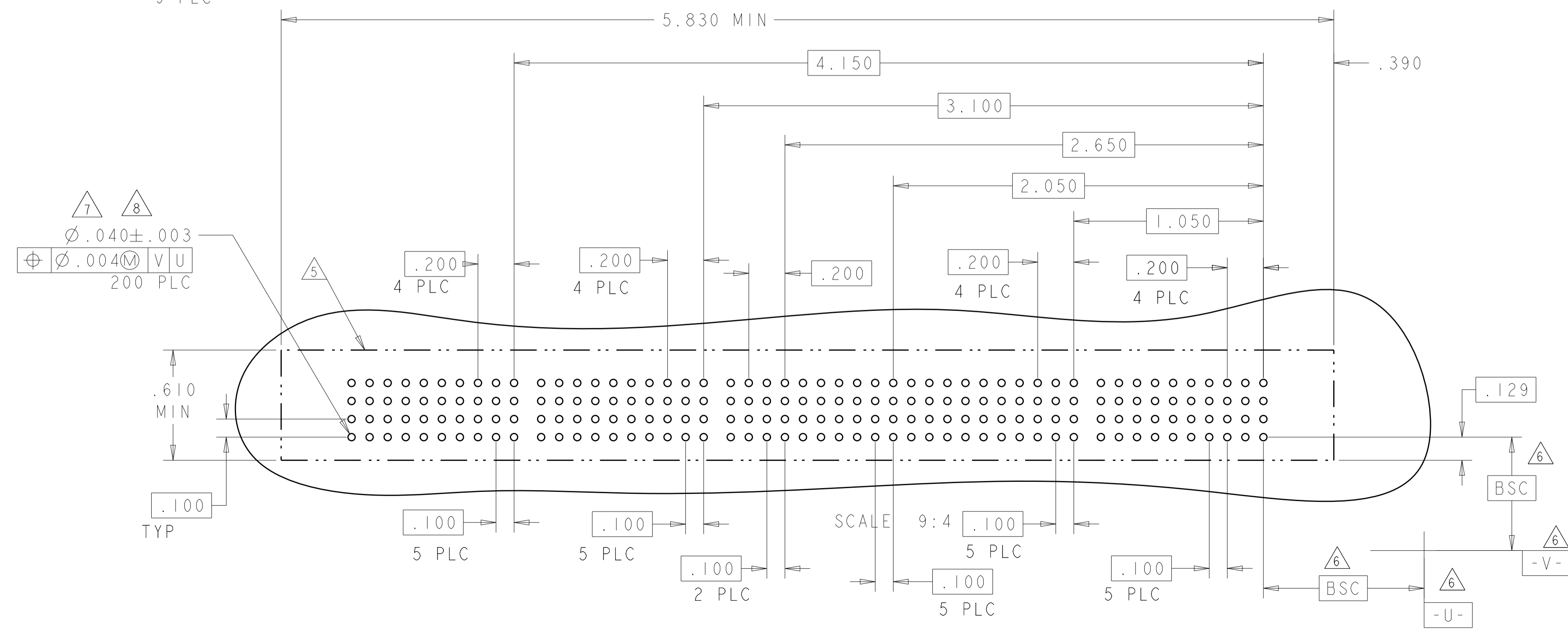
LOC	DIST	REV	DATE	APP'D
ES	00			

PART NUMBER	ROWS	POWER						SIGNAL					POWER						
		P12	P11	P10	P9	P8	P7	5	4	3	2	1	P6	P5	P4	P3	P2	P1	
I-6450540-2	DCBA	GP	GP	GP	GP	GP	GP	AP	AP	AP	AP	AP	AP	GP	GP	GP	GP	GP	GP
		GP	GP	GP	GP	GP	GP	AP	AP	AP	AP	AP	AP	GP	GP	GP	GP	GP	GP
		GP	GP	GP	GP	GP	GP	AP	AP	AP	AP	AP	AP	GP	GP	GP	GP	GP	GP
		GP	GP	GP	GP	GP	GP	AP	AP	AP	AP	AP	AP	GP	GP	GP	GP	GP	GP

PART NUMBER	ROWS	POWER			SIGNAL						POWER				
		P6	P5	P4	6	5	4	3	2	1	P3	P2	P1		
2-6450540-0	DCBA	GP	GP	GP	AP	AP	AP	AP	AP	AP	AP	AP	GP	GP	GP
		GP	GP	GP	AP	AP	AP	AP	AP	AP	AP	AP	GP	GP	GP
		GP	GP	GP	AP	AP	AP	AP	AP	AP	AP	AP	GP	GP	GP
		GP	GP	GP	AP	AP	AP	AP	AP	AP	AP	AP	GP	GP	GP



PART NUMBER	ROWS	POWER										SIGNAL						POWER												
		P22	P21	P20	P19	P18	P17	P16	P15	P14	P13	P12	P11	6	5	4	3	2	1	P10	P9	P8	P7	P6	P5	P4	P3	P2	P1	
I-6450540-4	DCBA	GP	GP	GP	GP	GP	GP	GP	GP	GP	GP	GP	GP	AP	AP	AP	AP	AP	AP	AP	GP	GP	GP	GP	GP	GP	GP	GP	GP	GP
		GP	GP	GP	GP	GP	GP	GP	GP	GP	GP	GP	GP	AP	AP	AP	AP	AP	AP	AP	GP	GP	GP	GP	GP	GP	GP	GP	GP	GP
		GP	GP	GP	GP	GP	GP	GP	GP	GP	GP	GP	GP	AP	AP	AP	AP	AP	AP	AP	GP	GP	GP	GP	GP	GP	GP	GP	GP	GP
		GP	GP	GP	GP	GP	GP	GP	GP	GP	GP	GP	GP	AP	AP	AP	AP	AP	AP	AP	GP	GP	GP	GP	GP	GP	GP	GP	GP	GP



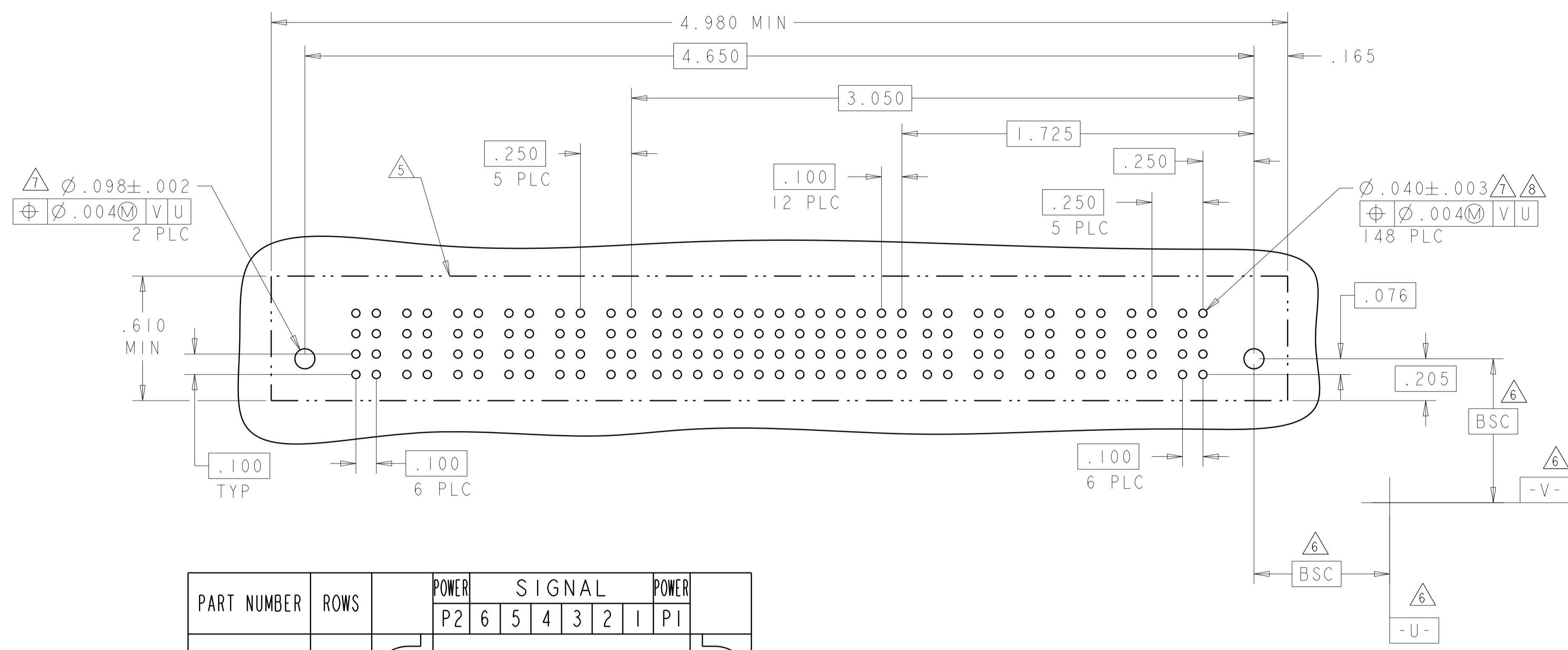
THIS DRAWING IS A CONTROLLED DOCUMENT.

DIMENSIONS: INCHES	TOLERANCES UNLESS OTHERWISE SPECIFIED:	OWN: R. GRZYBOWSKI 29APR05	CHK: M. PERCHERKE 29APR05	NAME: M. PERCHERKE
0 PLC ±.01 1 PLC ±.01 2 PLC ±.01 3 PLC ±.005 4 PLC ±.002 5 PLC ±.002		PRODUCT SPEC: 108-1973 APPLICATION SPEC: 114-13038 WEIGHT: - FINISH: -		
MATERIAL: -		CUSTOMER DRAWING: A100779C=6450540 SCALE: 2:1 SHEET: 7 OF 19 REV: K9		

STE TE Connectivity
VERTICAL RECEPTACLE ASSEMBLY WITH GUIDES MULTI-BEAM XL

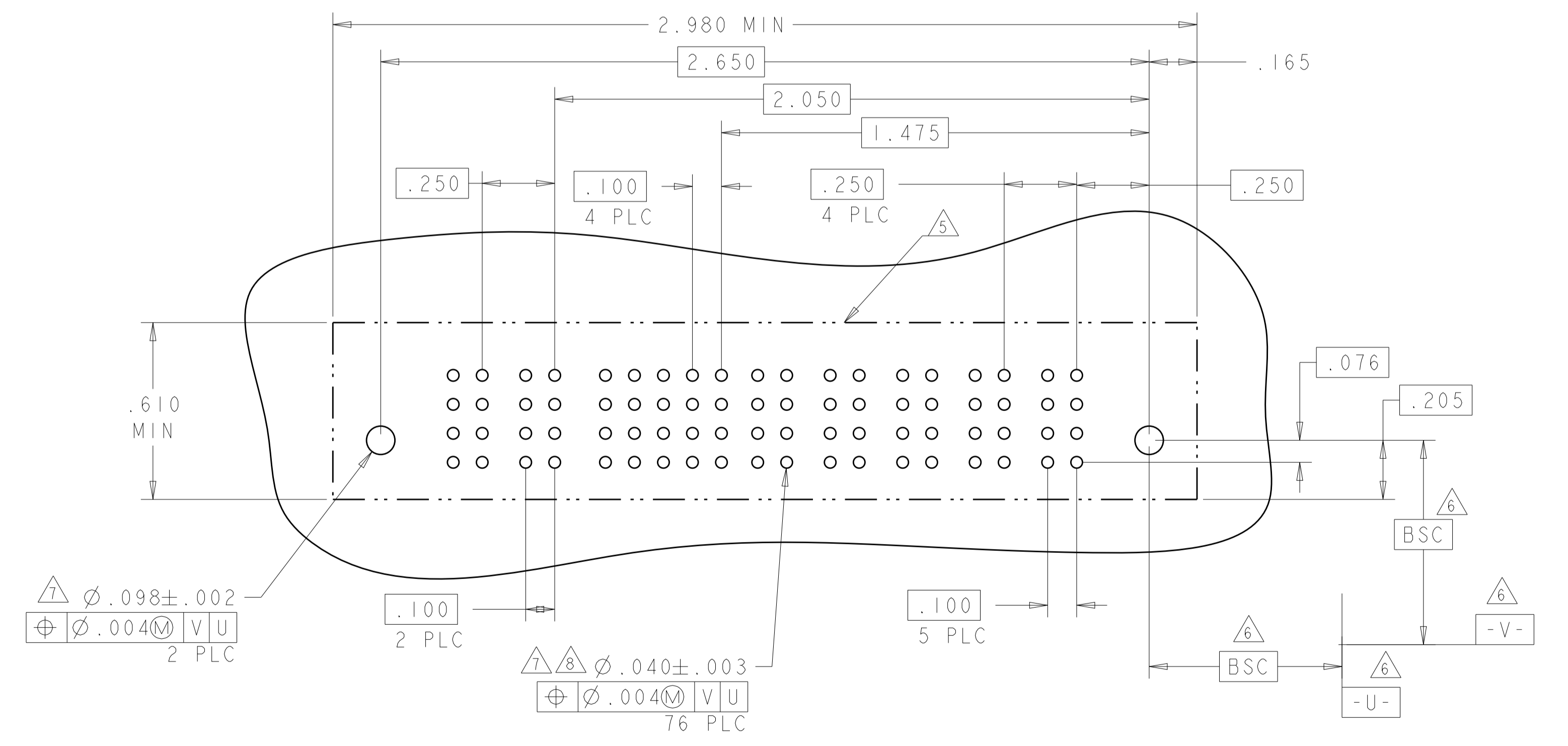
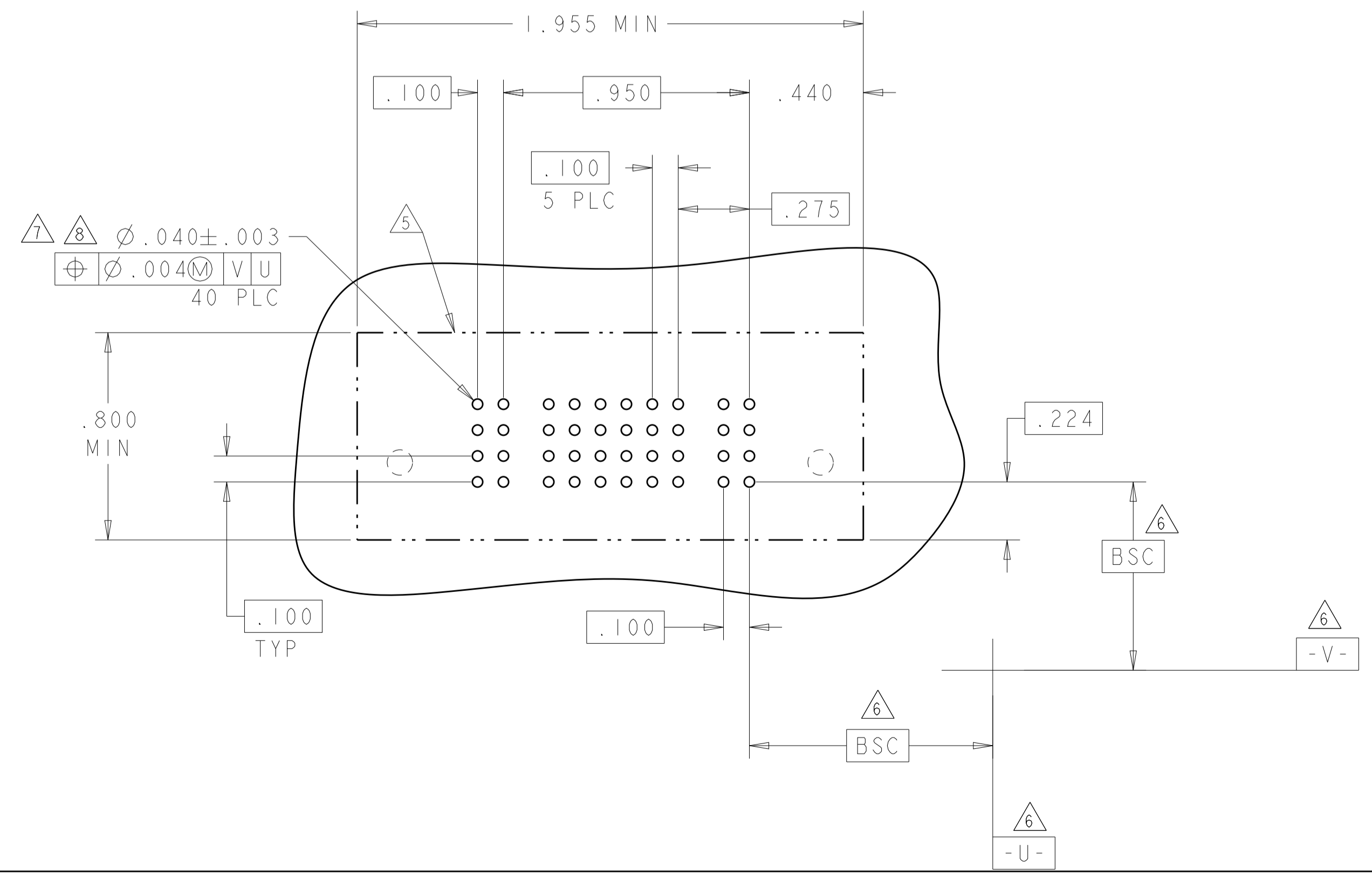
LOC	DIST	REVISIONS			
P	LTN	DESCRIPTION	DATE	DMN	APVD
ES	00	SEE SHEET 1			

PART NUMBER	ROWS	POWER						SIGNAL													POWER											
		PI2	PI1	PI0	P9	P8	P7	13	12	11	10	9	8	7	6	5	4	3	2	1	P6	P5	P4	P3	P2	PI						
2-6450540-7	DCBA	GP	GP	GP	GP	GP	GP	AP	AP	AP	AP	AP	AP	AP	AP	AP	AP	AP	AP	AP	AP	AP	AP	AP	AP	AP	GP	GP	GP	GP	GP	GP
		GP	GP	GP	GP	GP	GP	AP	AP	AP	AP	AP	AP	AP	AP	AP	AP	AP	AP	AP	AP	AP	AP	AP	AP	GP	GP	GP	GP	GP	GP	
		GP	GP	GP	GP	GP	GP	AP	AP	AP	AP	AP	AP	AP	AP	AP	AP	AP	AP	AP	AP	AP	AP	AP	AP	GP	GP	GP	GP	GP	GP	
		GP	GP	GP	GP	GP	GP	AP	AP	AP	AP	AP	AP	AP	AP	AP	AP	AP	AP	AP	AP	AP	AP	AP	AP	GP	GP	GP	GP	GP	GP	
6P + 52S + 6P		HD																														



PART NUMBER	ROWS	POWER		SIGNAL					POWER									
		P7	P6	5	4	3	2	1	P5	P4	P3	P2	PI					
4-6450540-3	DCBA	GS	GS	AP	AP	AP	AP	AP	AP	AP	AP	AP	AP	GS	GS	GS	GS	GS
		GS	GS	AP	AP	AP	AP	AP	AP	AP	AP	AP	AP	GS	GS	GS	GS	GS
		GS	GS	AP	AP	AP	AP	AP	AP	AP	AP	AP	AP	GS	GS	GS	GS	GS
		GS	GS	AP	AP	AP	AP	AP	AP	AP	AP	AP	AP	GS	GS	GS	GS	GS
5P + 20S + 2P		HD																

PART NUMBER	ROWS	POWER		SIGNAL					POWER	
		P2	6	5	4	3	2	1	PI	
1-6450540-8	DCBA	GP	AP	AP	AP	AP	AP	AP	GP	
		GP	AP	AP	AP	AP	AP	AP	GP	
		GP	AP	AP	AP	AP	AP	AP	GP	
		GP	AP	AP	AP	AP	AP	AP	GP	
IP + 24S + IP		HD								



THIS DRAWING IS A CONTROLLED DOCUMENT. DWG: R.GRZYBOWSKI 29APR05
 CHK: M.PERCHEKKE 29APR05
 APVD: M.PERCHEKKE

TE Connectivity

VERTICAL RECEPTACLE ASSEMBLY WITH GUIDES MULTI-BEAM XL

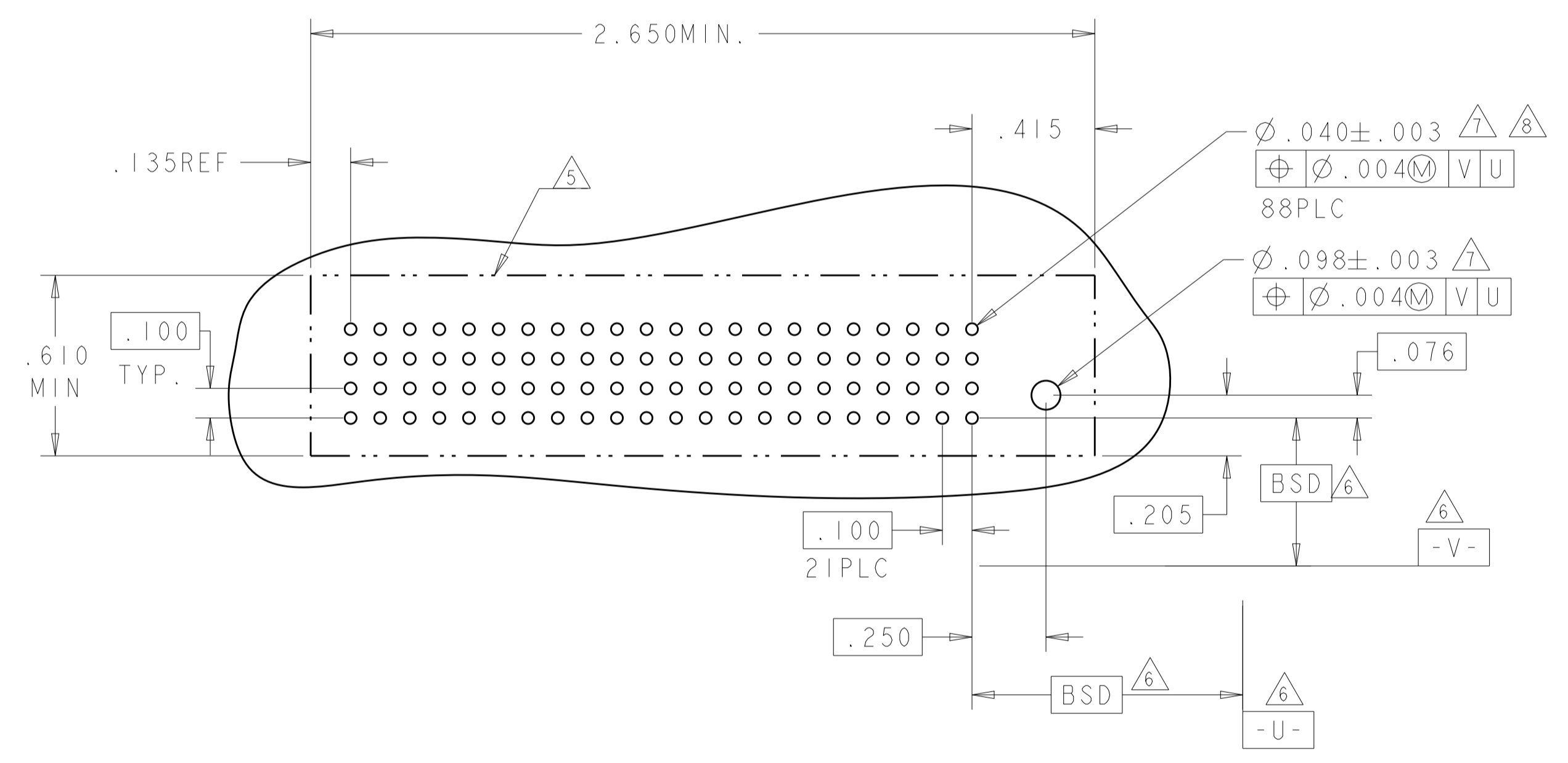
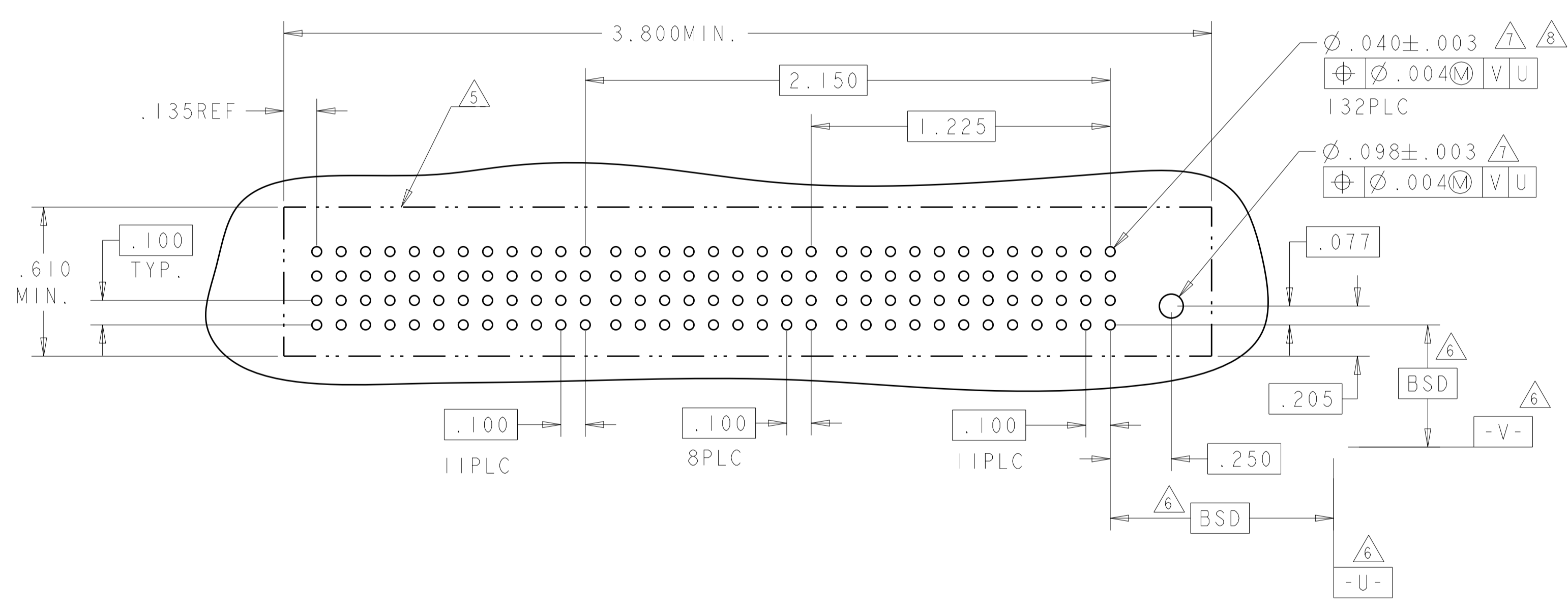
SIZE: CAGE CODE: DRAWING NO: RESTRICTED TO
 A100779C=6450540

CUSTOMER DRAWING SCALE: 2:1 SHEET 8 OF 19 REV: K9

LOC	DIST	REVISIONS			
P	LTN	DESCRIPTION	DATE	OWN	APVD
-	-	SEE SHEET 1	-	-	-

PART NUMBER	ROWS	POWER						SIGNAL								POWER							
		P21	P20	P19	P18	P17	P16	9	8	7	6	5	4	3	2	1	P6	P5	P4	P3	P2	P1	
4-6450540-1	D C B A	GP	GP	GP	GP	GP	GP	AP	AP	AP	AP	AP	AP	AP	AP	AP	AP	GP	GP	GP	GP	GP	GP
								AP	AP	AP	AP	AP	AP	AP	AP	AP	AP						
								AP	AP	AP	AP	AP	AP	AP	AP	AP	AP						
								AP	AP	AP	AP	AP	AP	AP	AP	AP	AP						
6HDP + 36S + 6HDP																							

PART NUMBER	ROWS	POWER									
		P11	P10	P9	P8	P7	P6	P5	P3	P2	P1
4-6450540-2	D C B A	GP	GP	GP	GP	GP	GP	GP	GP	GP	GP
		GP	GP	GP	GP	GP	GP	GP	GP	GP	GP
11HDP											



THIS DRAWING IS A CONTROLLED DOCUMENT.

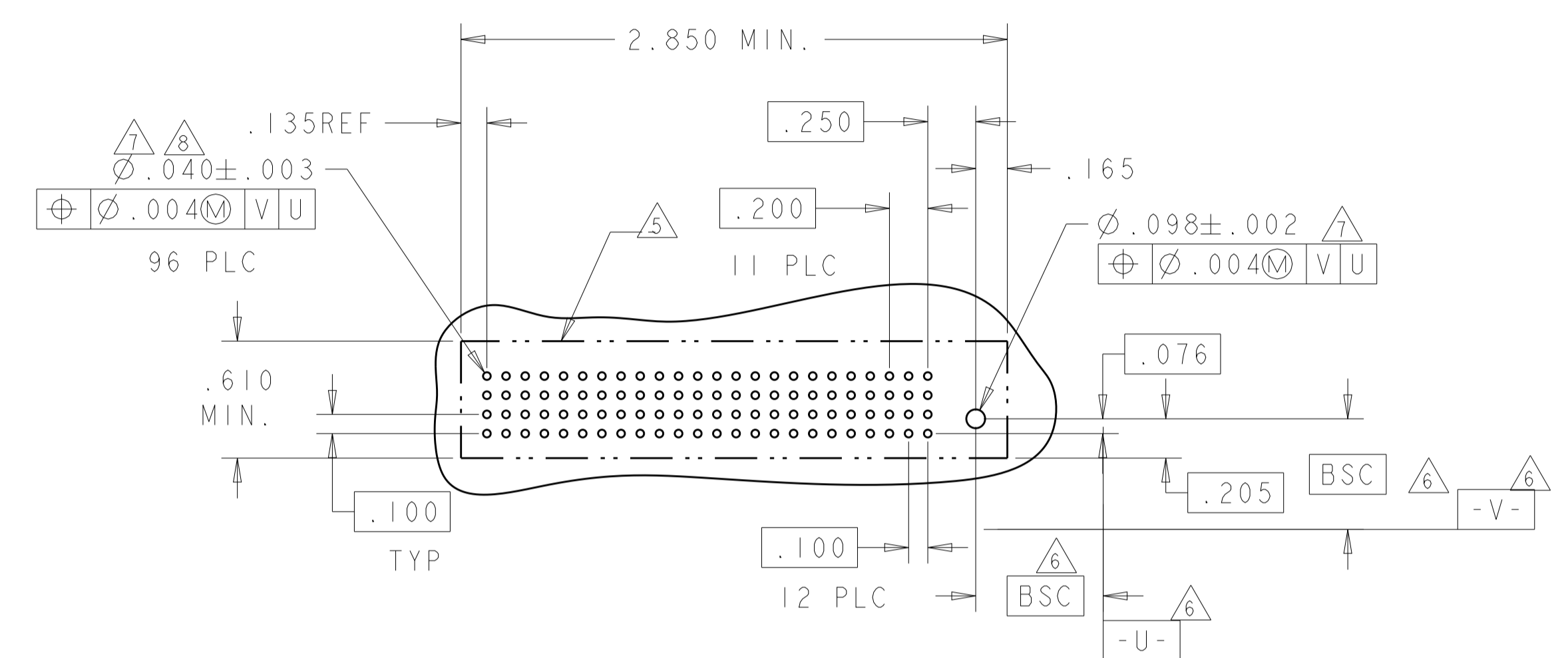
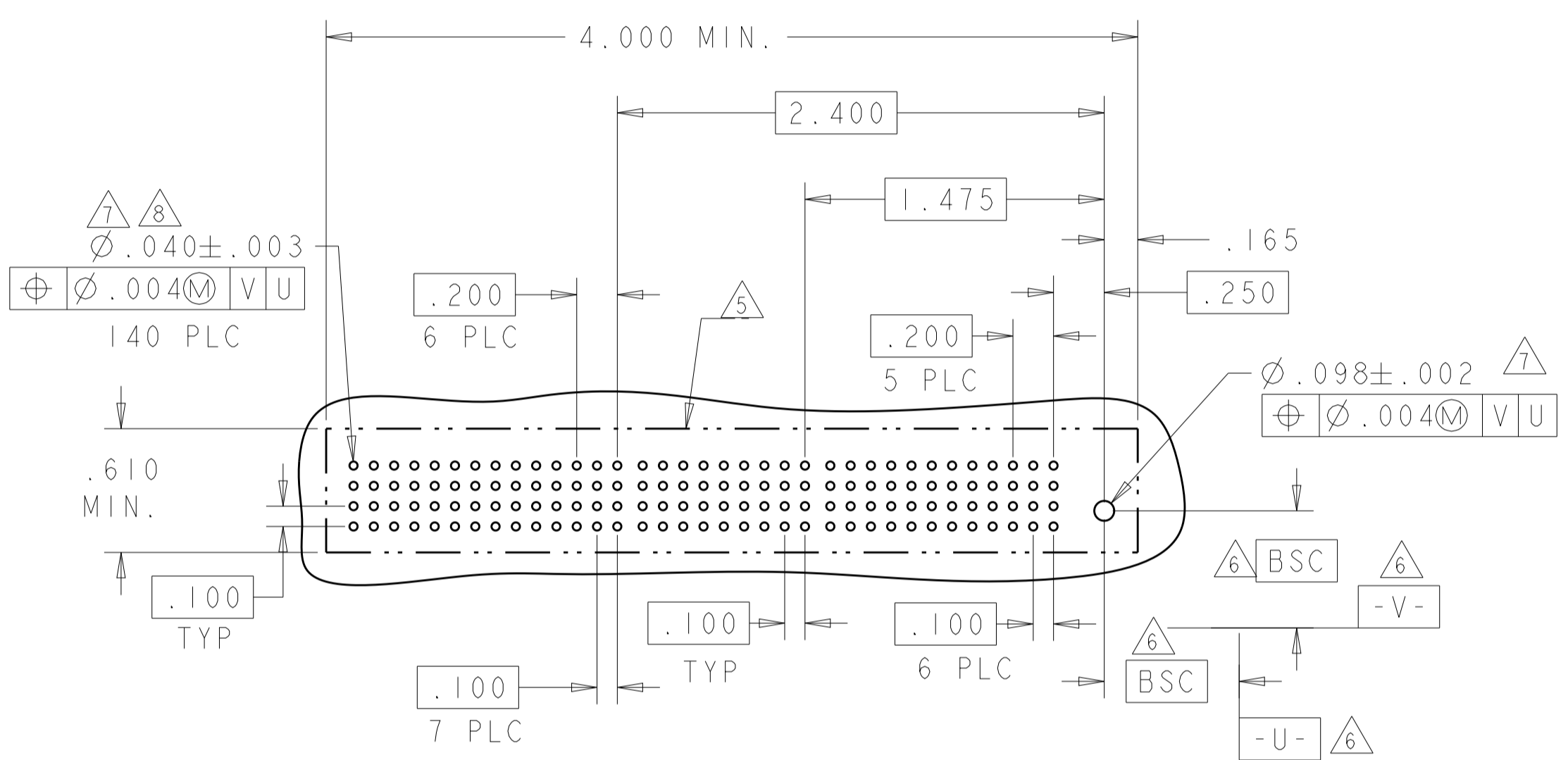
DIMENSIONS: INCHES	TOLERANCES UNLESS OTHERWISE SPECIFIED: 0 PLC ±. 1 PLC ±.01 2 PLC ±.01 3 PLC ±.005 4 PLC ±.0020 ANGLES ±.2°	FINISH	OWN: R. GRZYBOWSKI 29APR05 CHK: M. PERCHERKE 29APR05 APVD: M. PERCHERKE	NAME: VERTICAL RECEPTACLE ASSEMBLY WITH GUIDES MULTI-BEAM XL
MATERIAL	PRODUCT SPEC: 108-1973 APPLICATION SPEC: 114-13038	WEIGHT	SIZE: A1 CAGE CODE: 00779 DRAWING NO: 6450540	RESTRICTED TO: -
CUSTOMER DRAWING			SCALE: 2:1	SHEET 10 OF 19 REV: K9

4805 (3/11)

LOC	DIST	REV	DATE	BY	APPV
ES	00				
		DESCRIPTION	DATE	BY	APPV
		SEE SHEET 1			

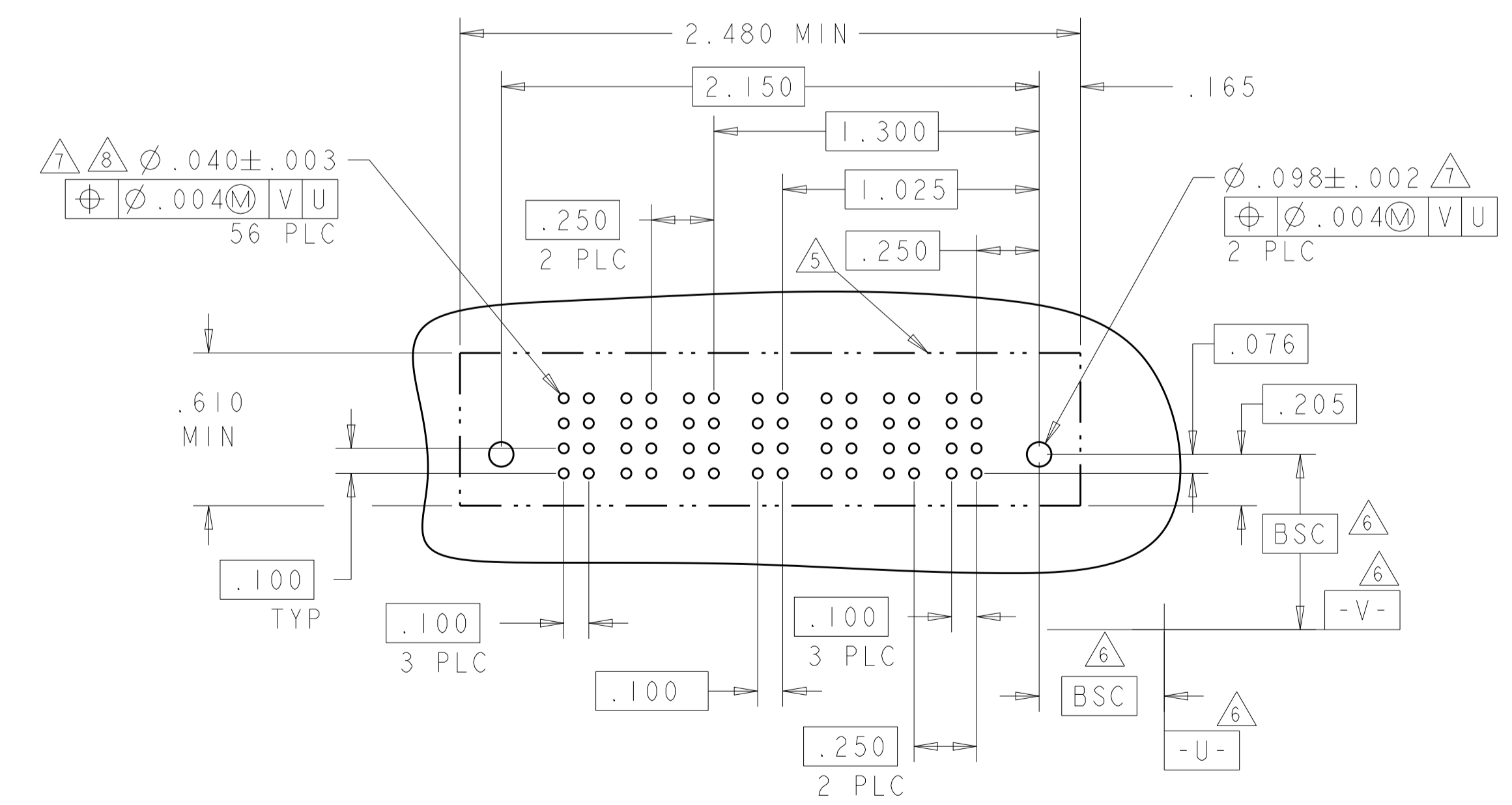
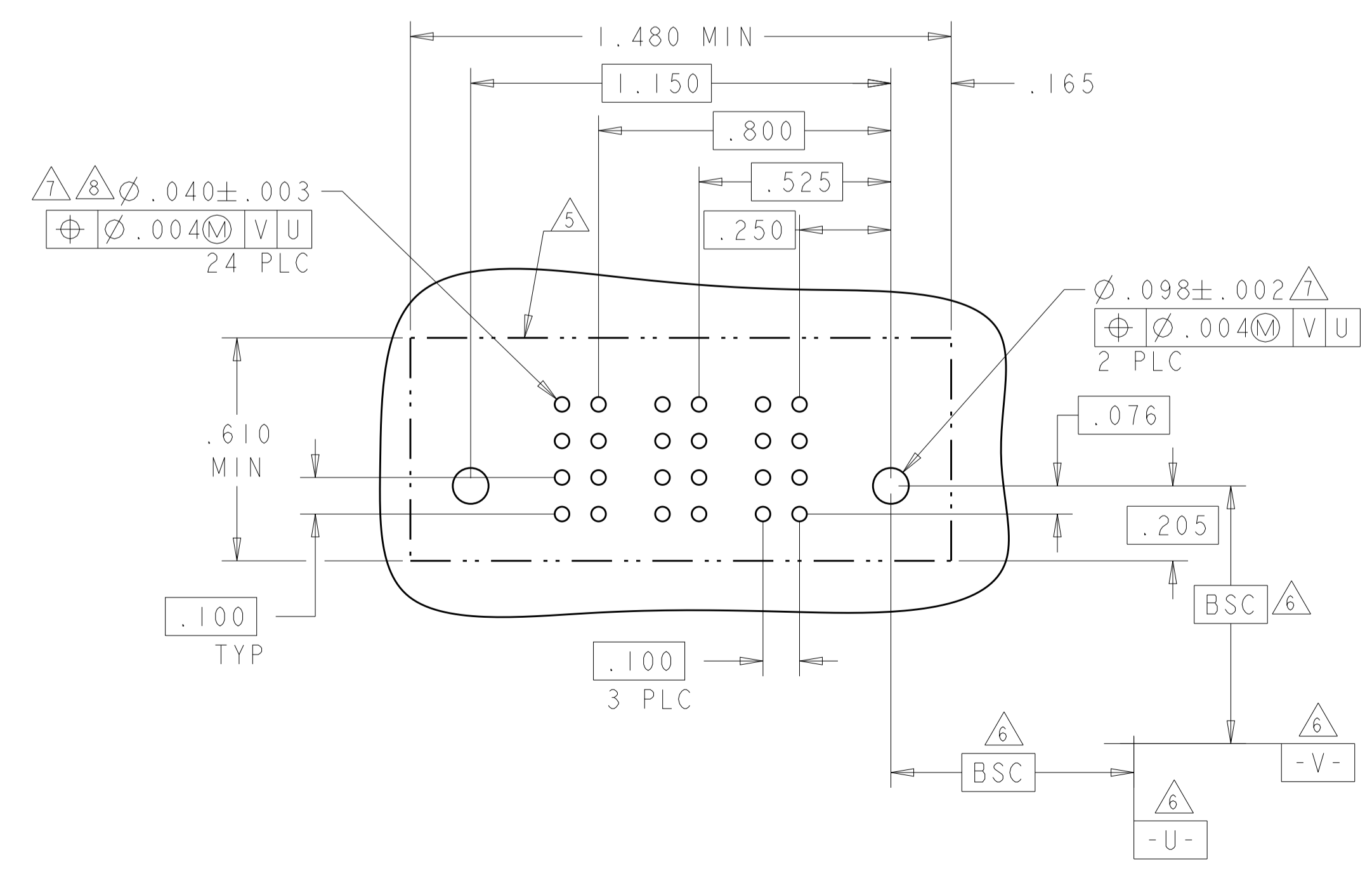
PART NUMBER	ROWS	POWER						SIGNAL										POWER						HD
		P13	P12	P11	P10	P9	P8	P7	9	8	7	6	5	4	3	2	1	P6	P5	P4	P3	P2	P1	
4-6450540-4	D C B A	GS	GS	GS	GS	GS	GS	GS	AP	AP	AP	AP	AP	AP	AP	AP	AP	GS	GS	GS	GS	GS	GS	HD
		GS	GS	GS	GS	GS	GS	GS	AP	AP	AP	AP	AP	AP	AP	AP	AP	GS	GS	GS	GS	GS	GS	
		GS	GS	GS	GS	GS	GS	GS	AP	AP	AP	AP	AP	AP	AP	AP	AP	GS	GS	GS	GS	GS	GS	
6HDP + 36S + 7HDP																								

PART NUMBER	ROWS	POWER										HD	
		P12	P11	P10	P9	P8	P7	P6	P5	P3	P2		P1
4-6450540-5	D C B A	GS	GS	GS	GS	GS	GS	GS	GS	GS	GS	GS	HD
		GS	GS	GS	GS	GS	GS	GS	GS	GS	GS	GS	
		GS	GS	GS	GS	GS	GS	GS	GS	GS	GS	GS	
12HDP													



PART NUMBER	ROWS	POWER		SIGNAL		POWER		HD
		P2	P1	2	1	P2	P1	
4-6450540-6	D C B A	GS	GS	AP	AP	AP	AP	GS
		GS	GS	AP	AP	AP	AP	GS
		GS	GS	AP	AP	AP	AP	GS
IP + 8S + IP								

PART NUMBER	ROWS	POWER			SIGNAL		POWER			HD
		P6	P5	P4	2	1	P3	P2	P1	
4-6450540-7	D C B A	HP	HP	HP	BP	BP	HP	HP	HP	HD
		HP	HP	HP	BP	BP	HP	HP	HP	
		HP	HP	HP	BP	BP	HP	HP	HP	
3P + 8S + 3P										



THIS DRAWING IS A CONTROLLED DOCUMENT.

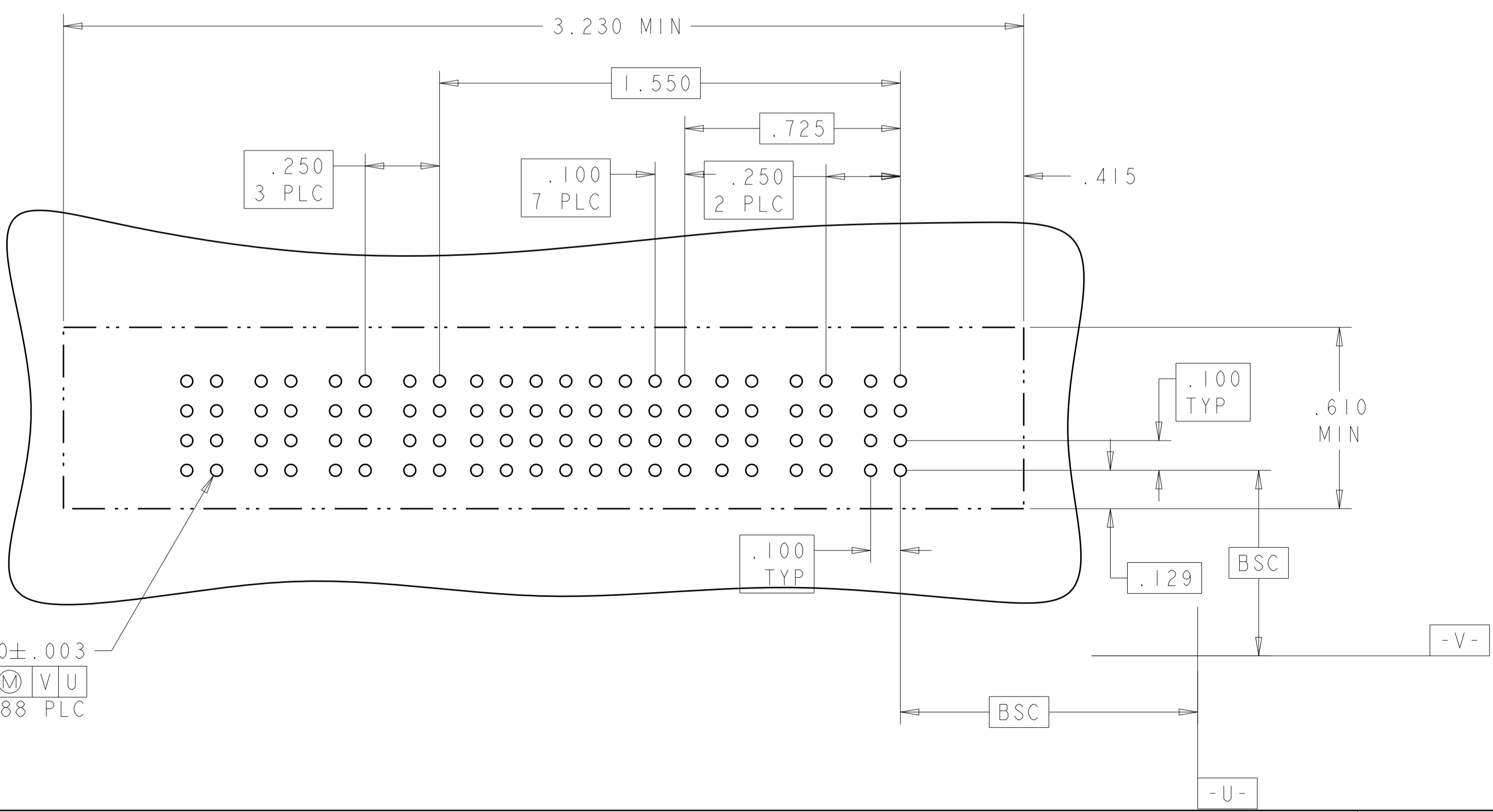
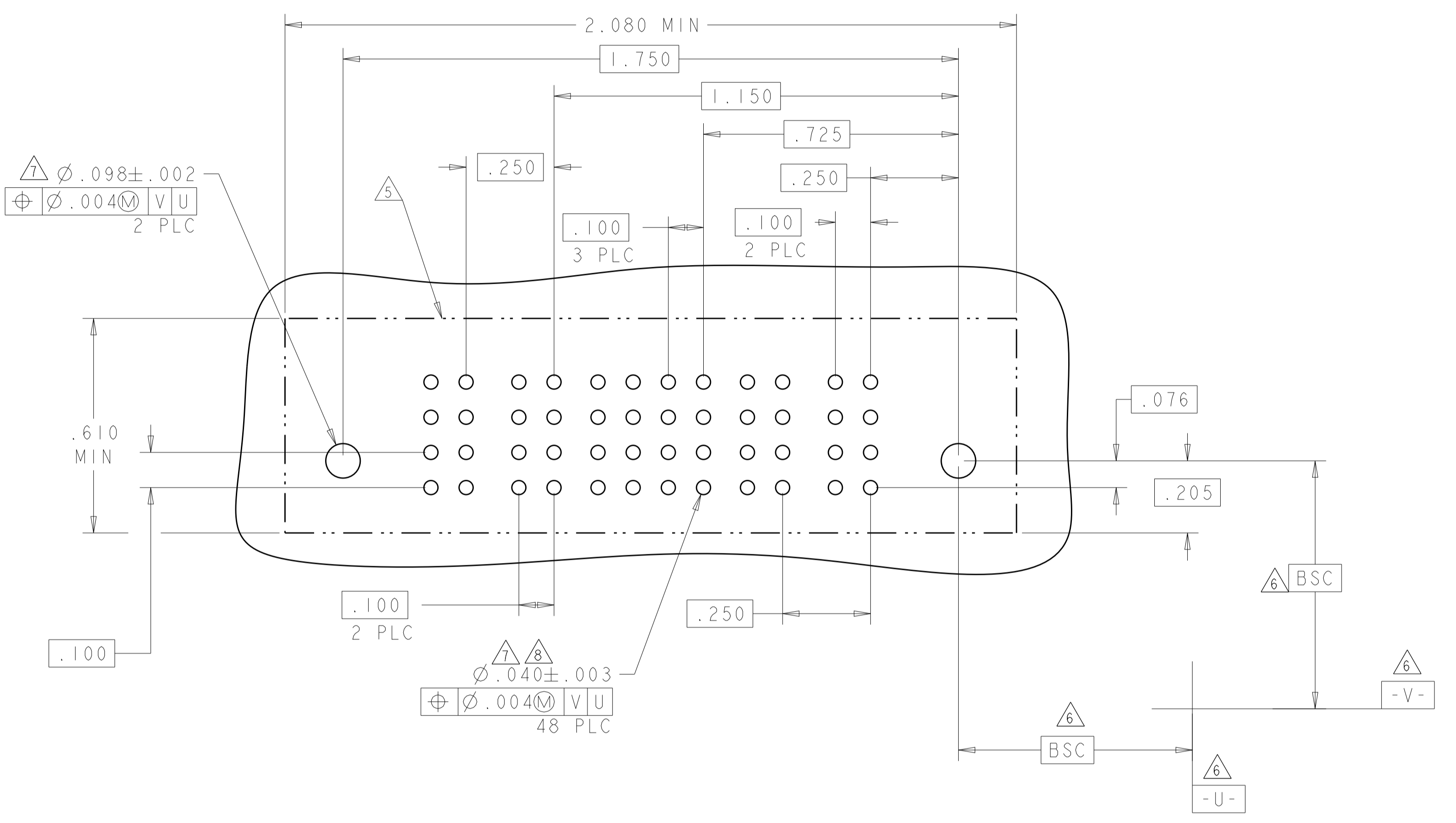
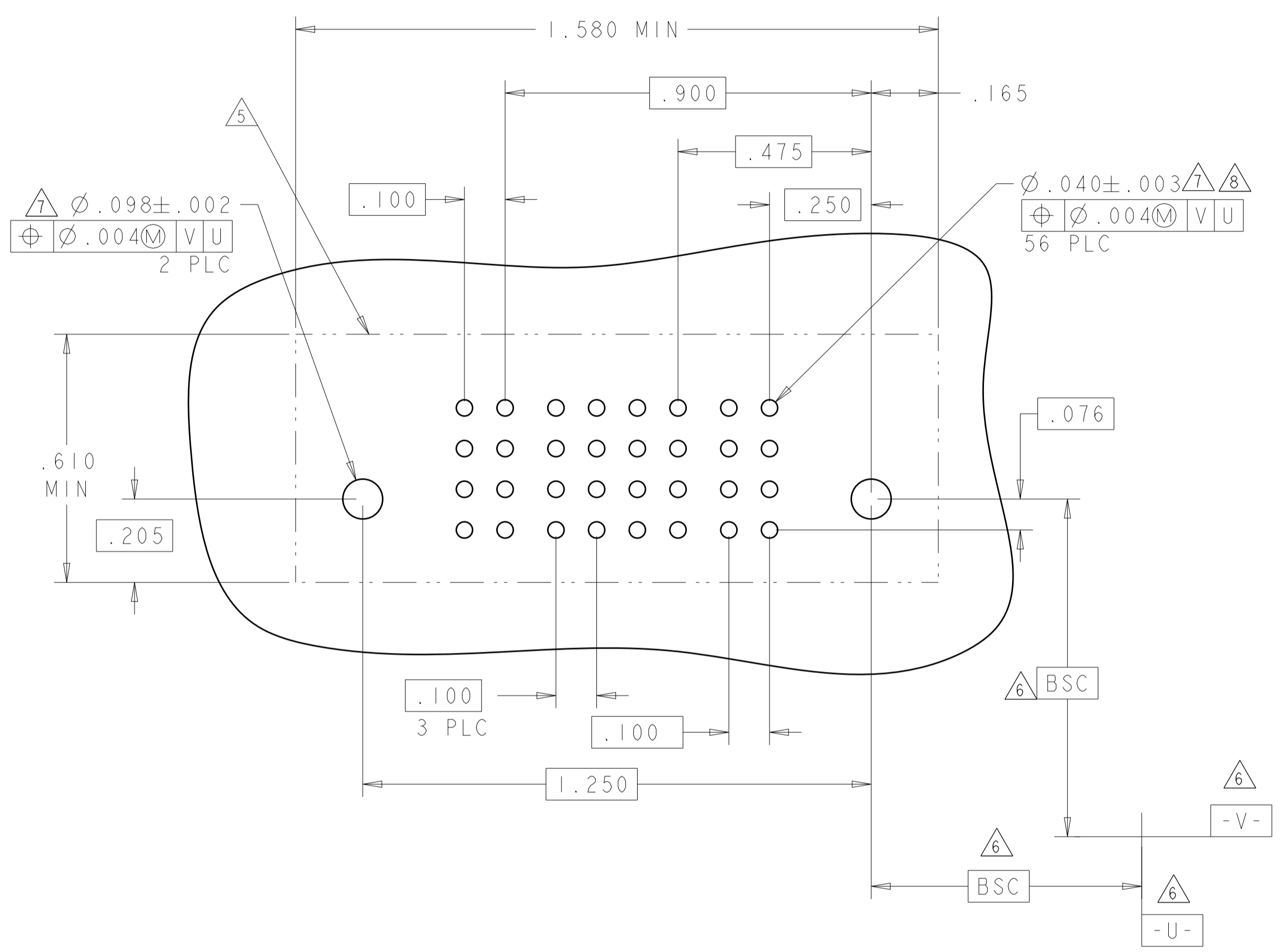
DIMENSIONS:	TOLERANCES UNLESS OTHERWISE SPECIFIED:	OWN: R. GRZYBOWSKI 29APR05	CHK: M. PERCHERKE 29APR05
INCHES	0 PLC ±.01	APVD: M. PERCHERKE	NAME: VERTICAL RECEPTACLE ASSEMBLY WITH GUIDES MULTI-BEAM XL
	1 PLC ±.01	PRODUCT SPEC: 108-1973	SIZE: A1
	2 PLC ±.01	APPLICATION SPEC: 114-13038	CAGE CODE: 6450540
	3 PLC ±.005	WEIGHT: -	RESTRICTED TO: -
	4 PLC ±.002	CUSTOMER DRAWING	SCALE: 2:1
	ANGLES ±.020		SHEET 11 OF 19

4805 (3/11)

LOC	DIST	REVISIONS			
P	LTN	DESCRIPTION	DATE	OWN	APVD
ES	00	SEE SHEET 1			

PART NUMBER	ROWS	POWER		SIGNAL				POWER			
		P2	4	3	2	1	PI				
4-6450540-8	D C B A	GS	AP	AP	AP	AP					GS
			AP	AP	AP	AP					
			AP	AP	AP	AP					
			AP	AP	AP	AP					
IP + 16S + IP											

PART NUMBER	ROWS	POWER		SIGNAL				POWER				
		P4	P3	4	3	2	1	P2	PI			
5-6450540-1	D C B A	GP	GP	GP	AP	AP	AP	AP			GP	GP
			GP	GP	AP	AP	AP	AP				
			GP	GP	AP	AP	AP	AP				
			GP	GP	AP	AP	AP	AP				
2P + 16S + 2P												

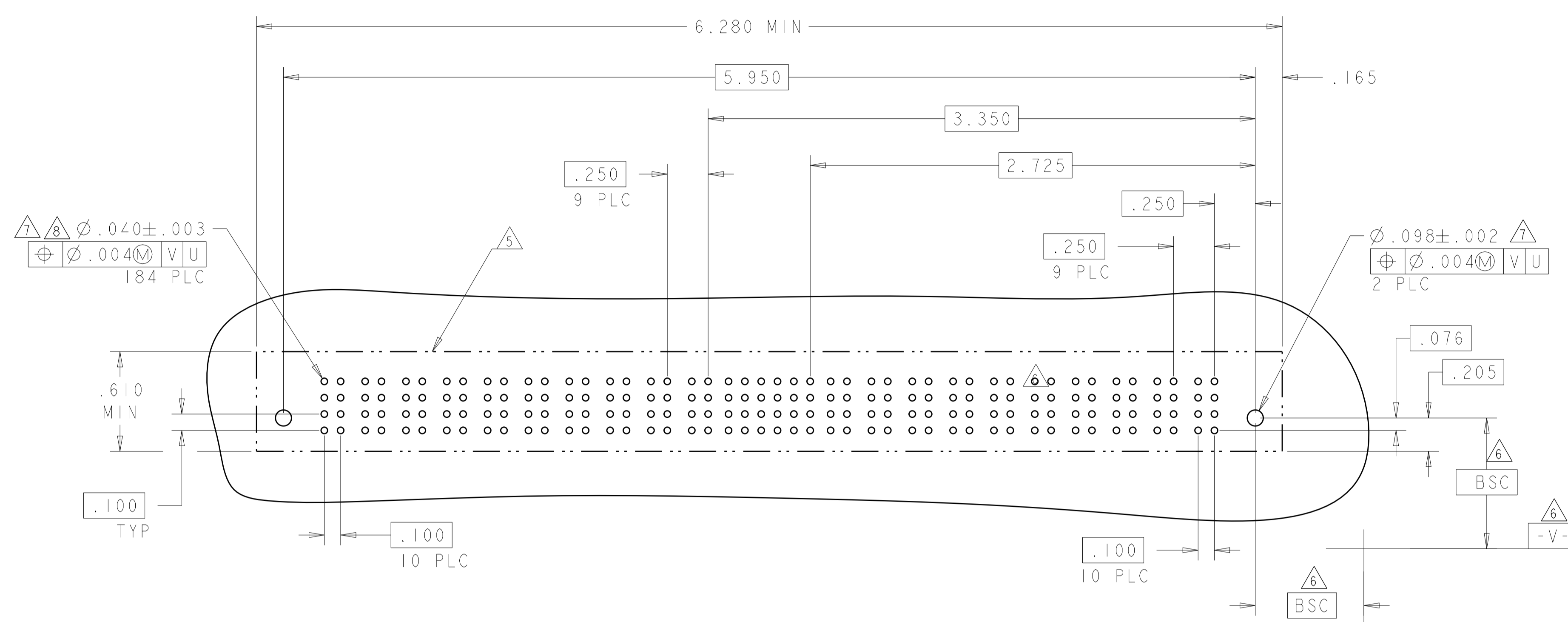


PART NUMBER	ROWS	POWER				SIGNAL							POWER			
		P7	P6	P5	P4	8	7	6	5	4	3	2	1	P3	P2	P1
1-6450540-1	D C B A	VP	VP	VP	VP	P	P	P	P	P	P	P	P	VP	VP	VP
		VP	VP	VP	VP	P	P	P	P	P	P	P	P	VP	VP	VP
		VP	VP	VP	VP	P	P	P	P	P	P	P	P	VP	VP	VP
		VP	VP	VP	VP	P	P	P	P	P	P	P	P	VP	VP	VP
3P + 32S + 4P																

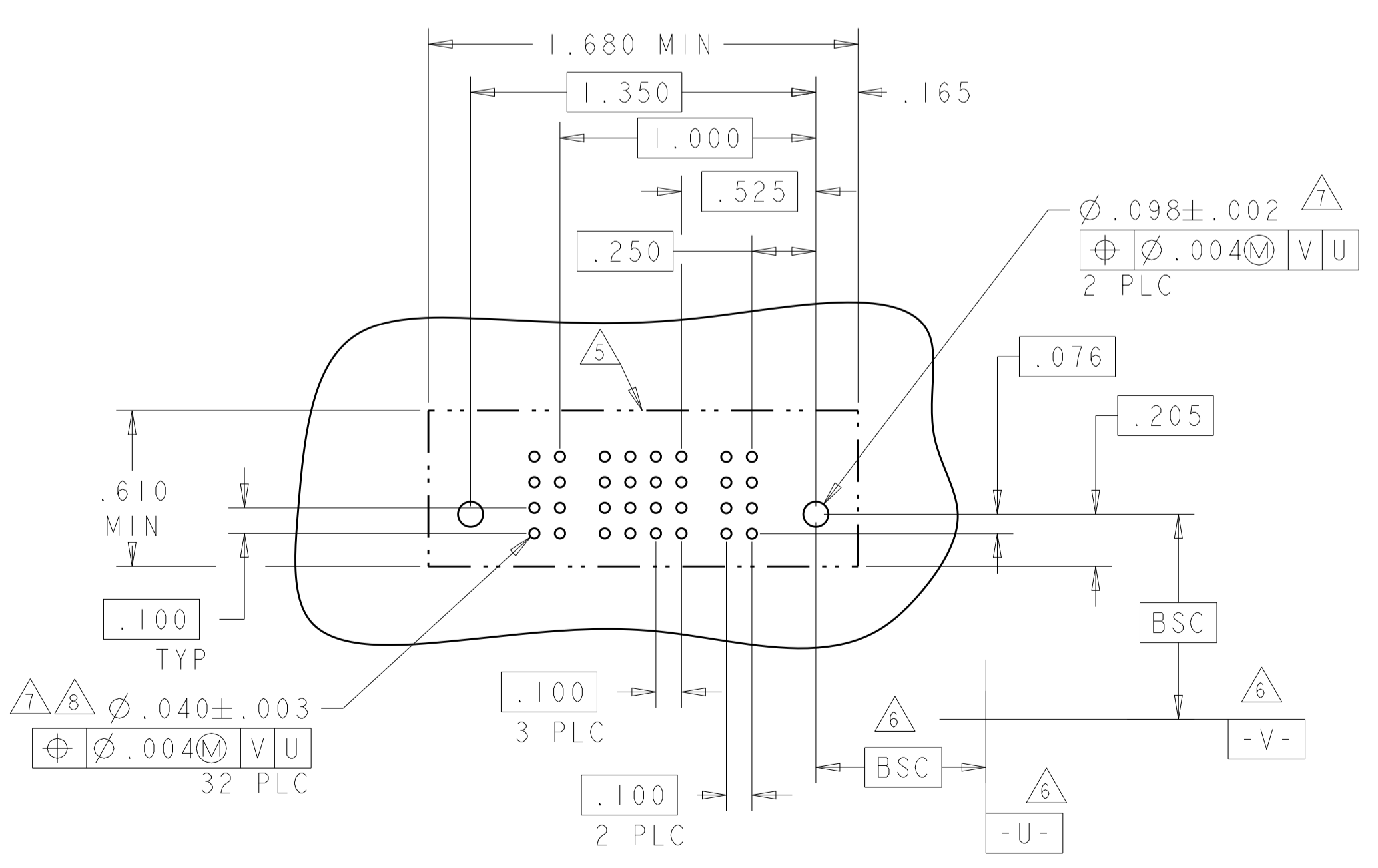
THIS DRAWING IS A CONTROLLED DOCUMENT. OWN: R. GRZYBOWSKI 29APR05, CHK: M. PERCHERKE 29APR05, APVD: M. PERCHERKE. DIMENSIONS: INCHES. TOLERANCES UNLESS OTHERWISE SPECIFIED: 0 PLC ±, 1 PLC ±.01, 2 PLC ±.01, 3 PLC ±.005, 4 PLC ±.0020. MATERIAL: FINISH: *2. CUSTOMER DRAWING. SCALE: 2:1. SHEET 12 OF 19. REV: K9. NAME: VERTICAL RECEPTACLE ASSEMBLY WITH GUIDES MULTI-BEAM XL. SIZE: CAGE CODE DRAWING NO: 114-13038. WEIGHT: A100779. ©=6450540.

LOC	DIST	REV	DATE	BY	APPV
ES	00				
REVISIONS					
DESCRIPTION			DATE	BY	APPV
SEE SHEET 1					

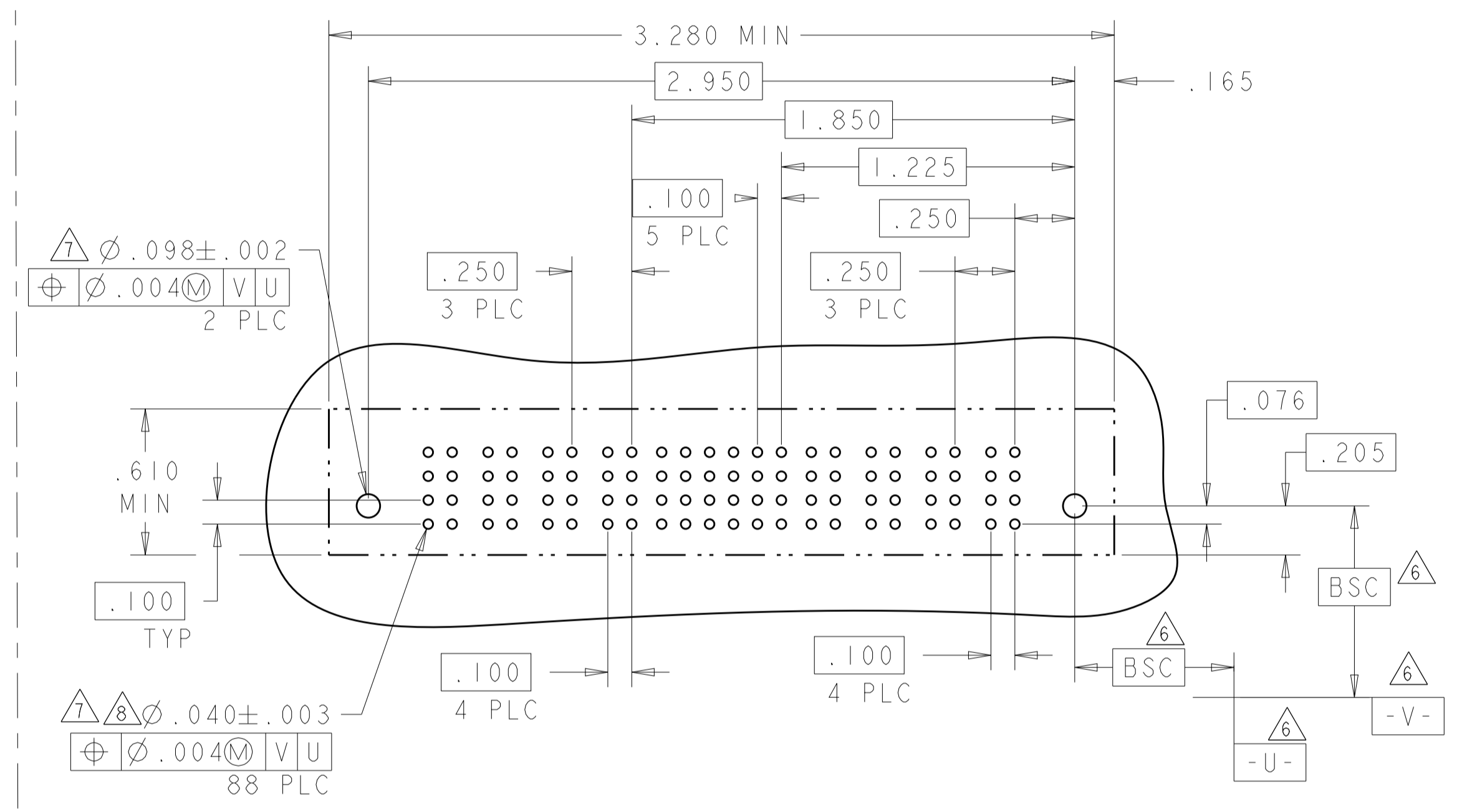
PART NUMBER	ROWS	POWER										SIGNAL						POWER											
		P20	P19	P18	P17	P16	P15	P14	P13	P12	P11	6	5	4	3	2	1	P10	P9	P8	P7	P6	P5	P4	P3	P2	P1		
5-6450540-0	D C B A	GS	GS	GS	GS	GS	GS	GS	GS	GS	GS	AP	AP	AP	AP	AP	AP	GS	GS	GS	GS	GS	GS	GS	GS	GS	GS		
		GS	GS	GS	GS	GS	GS	GS	GS	GS	GS	AP	AP	AP	AP	AP	AP	GS	GS	GS	GS	GS	GS	GS	GS	GS	GS		
		GS	GS	GS	GS	GS	GS	GS	GS	GS	GS	AP	AP	AP	AP	AP	AP	GS	GS	GS	GS	GS	GS	GS	GS	GS	GS		
		GS	GS	GS	GS	GS	GS	GS	GS	GS	GS	AP	AP	AP	AP	AP	AP	GS	GS	GS	GS	GS	GS	GS	GS	GS	GS		
10P + 24S + 10P																													



PART NUMBER	ROWS	POWER		SIGNAL				POWER	
		P2	P1	4	3	2	1	P2	P1
5-6450540-2	D C B A	GS	GS	AP	AP	AP	AP	GS	GS
		GS	GS	AP	AP	AP	AP	GS	GS
		GS	GS	AP	AP	AP	AP	GS	GS
		GS	GS	AP	AP	AP	AP	GS	GS
1P + 16S + 1P									



PART NUMBER	ROWS	POWER				SIGNAL						POWER			
		P8	P7	P6	P5	6	5	4	3	2	1	P4	P3	P2	P1
5-6450540-3	D C B A	GS	GS	GS	GS	AP	AP	AP	AP	AP	AP	GS	GS	GS	GS
		GS	GS	GS	GS	AP	AP	AP	AP	AP	AP	GS	GS	GS	GS
		GS	GS	GS	GS	AP	AP	AP	AP	AP	AP	GS	GS	GS	GS
		GS	GS	GS	GS	AP	AP	AP	AP	AP	AP	GS	GS	GS	GS
4P + 24S + 4P															



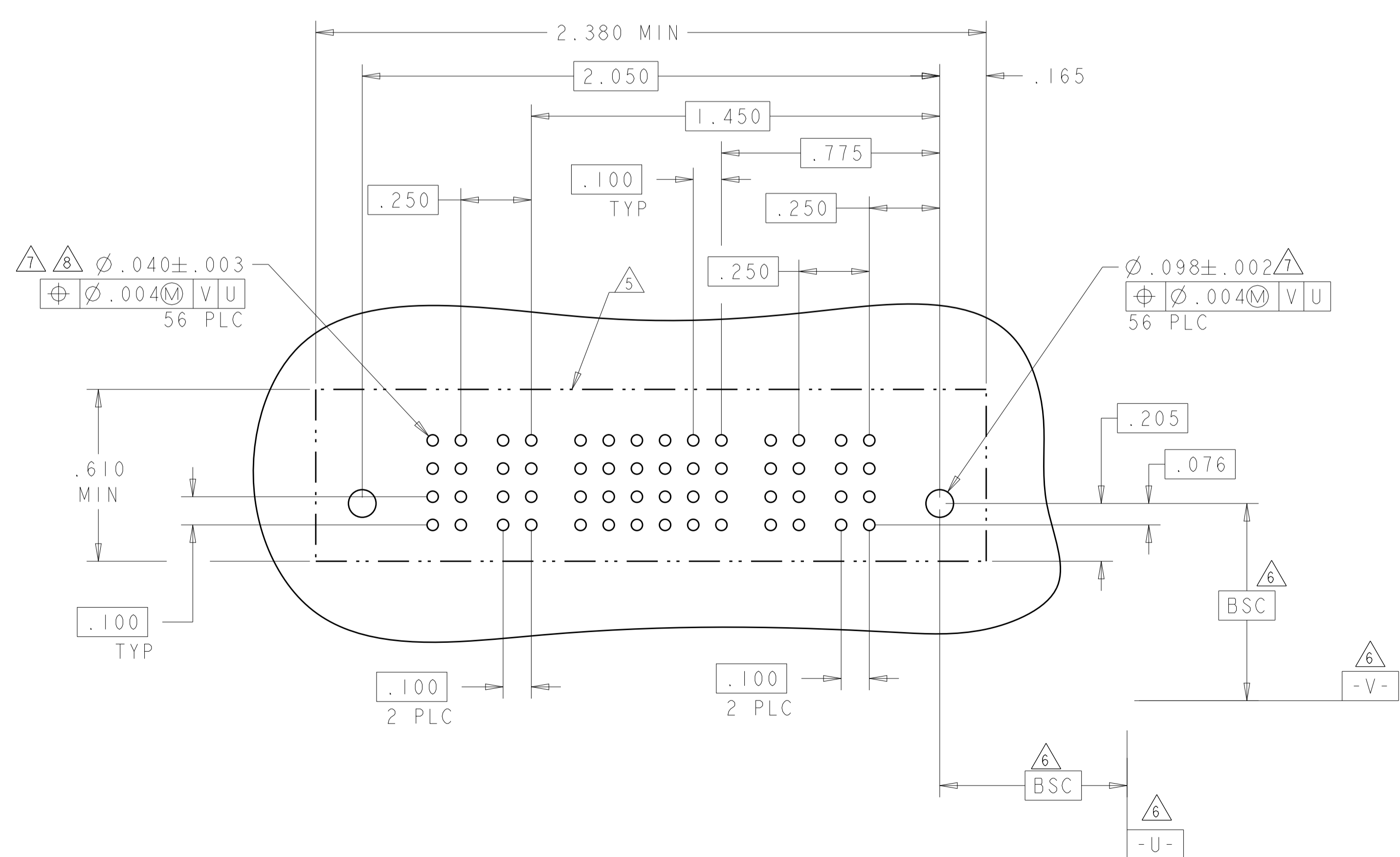
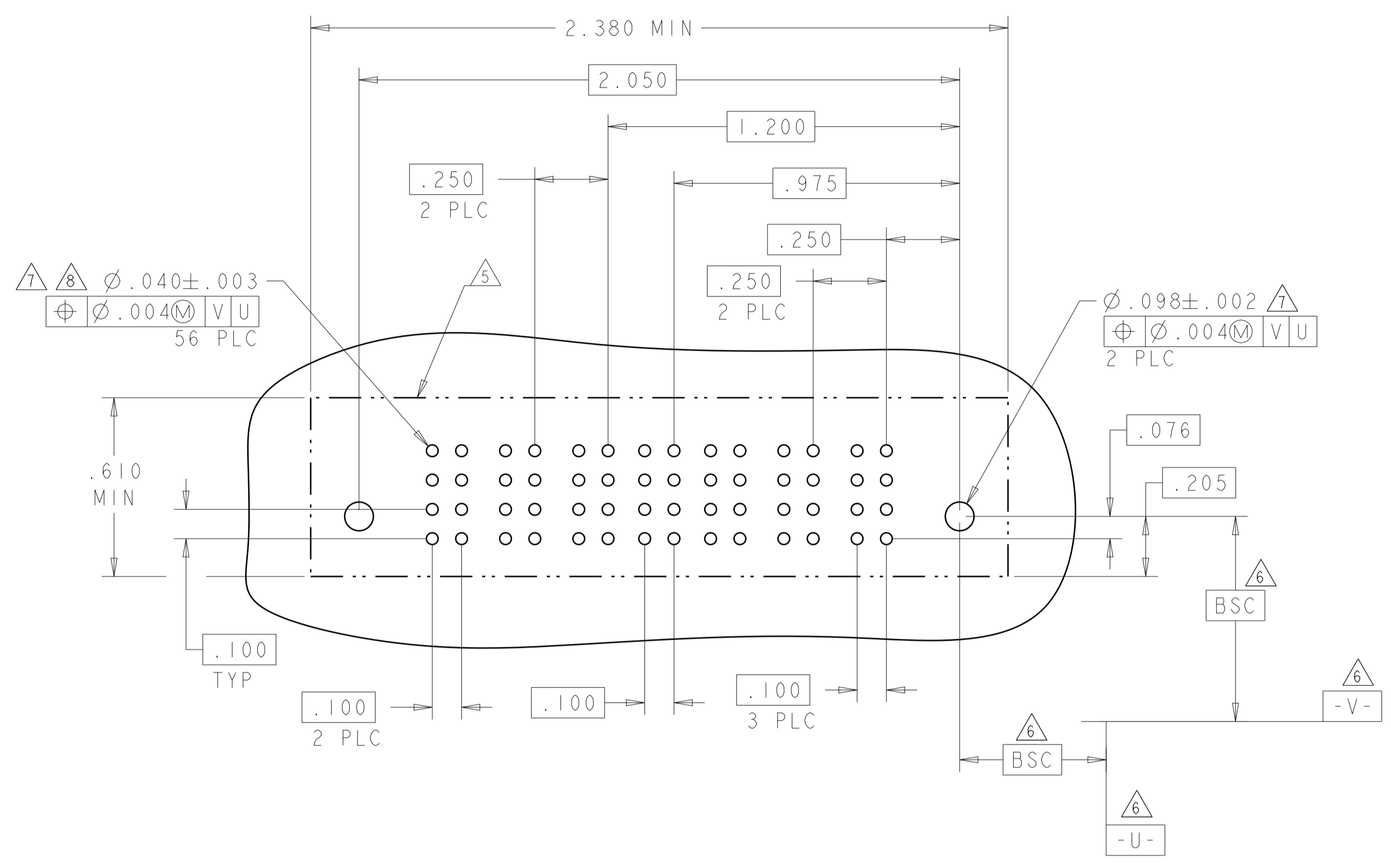
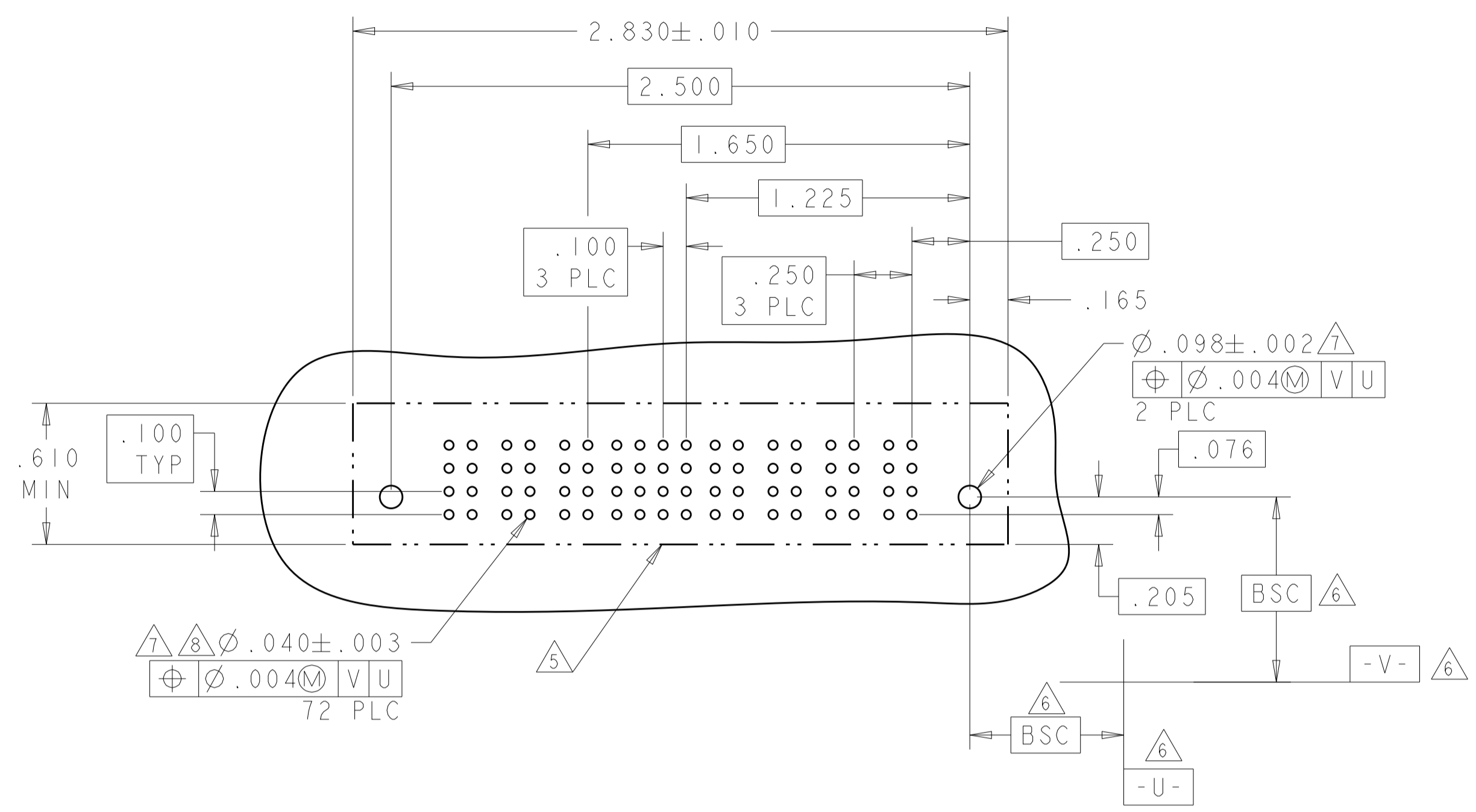
THIS DRAWING IS A CONTROLLED DOCUMENT.		OWN: R. GRZYBOWSKI 29APR05	TE Connectivity	
DIMENSIONS: INCHES		CHK: M. PERCHERKE 29APR05	NAME: VERTICAL RECEPTACLE ASSEMBLY WITH GUIDES MULTI-BEAM XL	
TOLERANCES UNLESS OTHERWISE SPECIFIED:		APVD: M. PERCHERKE	PRODUCT SPEC: 108-1973	
0 PLC ± .01		APPLICATION SPEC: 114-13038	SIZE: A100779	
1 PLC ± .01		WEIGHT: -	CAGE CODE: 6450540	
2 PLC ± .01		CUSTOMER DRAWING	SCALE: 2:1	
3 PLC ± .01			SHEET 13 OF 19	
4 PLC ± .005			REV: K9	
ANGLES ± .0020				
FINISH: #2				

PART NUMBER	ROWS	POWER			SIGNAL			POWER				
		P7	P6	P5	4	3	2	1	P4	P3	P2	P1
5-6450540-4	D C B A	VS	VS	VS	P	P	P	P	VS	VS	VS	VS
		P	P	P	P	P	P	P	P	P	P	P
		P	P	P	P	P	P	P	P	P	P	P
		P	P	P	P	P	P	P	P	P	P	P

4P + 16S + 3P

PART NUMBER	ROWS	POWER			SIGNAL		POWER		
		P6	P5	P4	2	1	P3	P2	P1
5-6450540-5	D C B A	GS	GS	GS	AP	AP	GS	GS	GS
		AP	AP	AP	AP	AP	AP	AP	AP
		AP	AP	AP	AP	AP	AP	AP	AP
		AP	AP	AP	AP	AP	AP	AP	AP

3P + 8S + 3P



PART NUMBER	ROWS	POWER		SIGNAL					POWER			
		P4	P3	6	5	4	3	2	1	P2	P1	
5-6450540-9	D C B A	GS	GS	AP	AP	AP	AP	AP	AP	AP	GS	GS
		AP	AP	AP	AP	AP	AP	AP	AP	AP	AP	AP
		AP	AP	AP	AP	AP	AP	AP	AP	AP	AP	AP
		AP	AP	AP	AP	AP	AP	AP	AP	AP	AP	AP

2P + 24S + 2P

THIS DRAWING IS A CONTROLLED DOCUMENT. DWN: R. GRZYBOWSKI 29APR05
 CHK: M. PERCHERKE 29APR05
 APVD: M. PERCHERKE

DIMENSIONS: INCHES
 TOLERANCES UNLESS OTHERWISE SPECIFIED:
 0 PLC ±.
 1 PLC ±.01
 2 PLC ±.01
 3 PLC ±.005
 4 PLC ±.002
 ANGLES ±.020

MATERIAL: FINISH: 2*

THIS DRAWING IS A CONTROLLED DOCUMENT. DWN: R. GRZYBOWSKI 29APR05
 CHK: M. PERCHERKE 29APR05
 APVD: M. PERCHERKE

PRODUCT SPEC: 108-1973
 APPLICATION SPEC: 114-13038
 WEIGHT: -

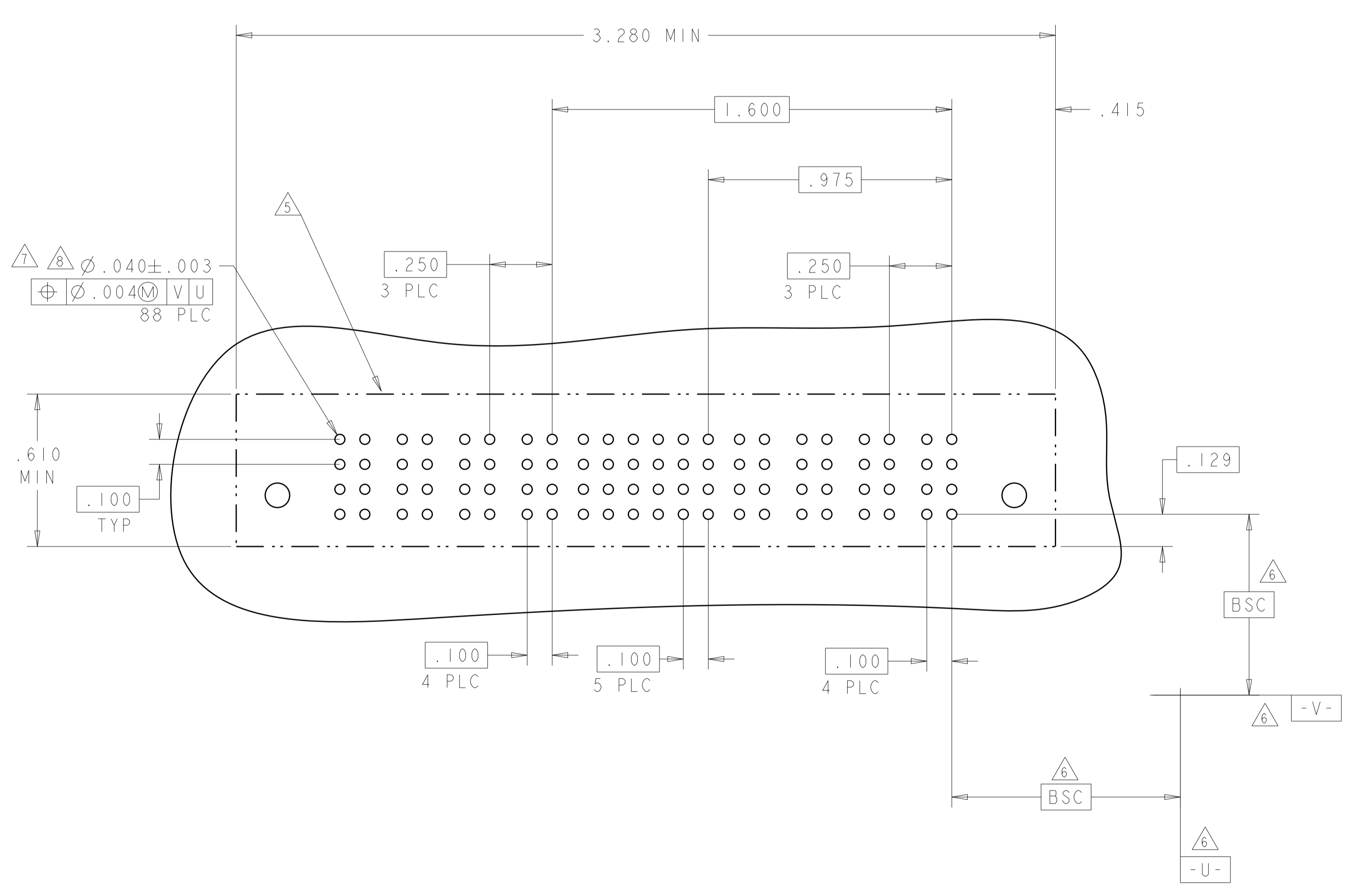
CUSTOMER DRAWING

SCALE: 2:1 SHEET 14 OF 19 REV: K9

STE TE Connectivity
 VERTICAL RECEPTACLE ASSEMBLY WITH GUIDES MULTI-BEAM XL
 SIZE: CAGE CODE: DRAWING NO: A100779 C=6450540

LOC		DIST		REVISIONS			
ES	00	P	LTH	DESCRIPTION	DATE	DWN	APVD
-	-	-	-	SEE SHEET 1	-	-	-

PART NUMBER	ROWS	POWER				SIGNAL						POWER			
		P8	P7	P6	P5	6	5	4	3	2	1	P4	P3	P2	P1
6-6450540-0	D C B A	GS	GS	GS	GS	AP	AP	AP	AP	AP	AP	GS	GS	GS	GS
						AP	AP	AP	AP	AP	AP				
						AP	AP	AP	AP	AP	AP				
						AP	AP	AP	AP	AP	AP				
4P + 24S + 4P															



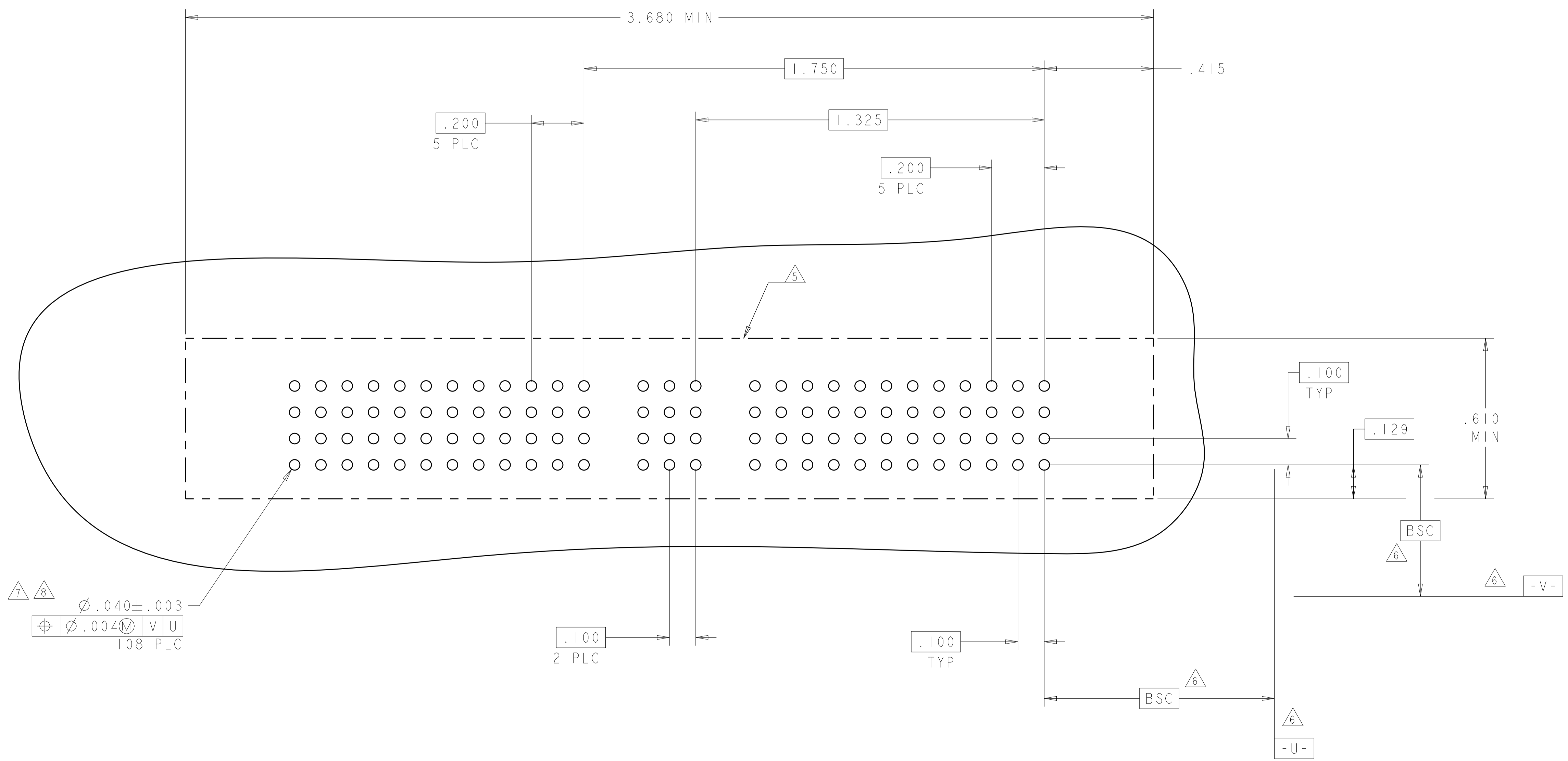
THIS DRAWING IS A CONTROLLED DOCUMENT.		DWN R. GRZYBOWSKI 29APR05	STE TE Connectivity
DIMENSIONS: INCHES		CHK M. PERCHERKE 29APR05	
TOLERANCES UNLESS OTHERWISE SPECIFIED:		APVD M. PERCHERKE	NAME VERTICAL RECEPTACLE ASSEMBLY WITH GUIDES MULTI-BEAM XL
0 PLC ±.01		PRODUCT SPEC	SIZE A100779C=6450540
1 PLC ±.01		APPLICATION SPEC	RESTRICTED TO
2 PLC ±.01		114-13038	SCALE 2:1 SHEET 15 OF 19 REV K9
3 PLC ±.005		WEIGHT	
4 PLC ±.0020		CUSTOMER DRAWING	
ANGLES ±.2°			
FINISH			

LOC		DIST		REVISIONS			
ES	00	P	LTN	DESCRIPTION	DATE	OWN	APVD
		-		SEE SHEET 1			

PART NUMBER	ROWS	POWER						SIGNAL					POWER						
		P12	P11	P10	P9	P8	P7	5	4	3	2	1	P6	P5	P4	P3	P2	P1	
6-6450540-1	D C B A	GP	GP	GP	GP	GP	GP	AP	AP	AP				GP	GP	GP	GP	GP	GP
		GP	GP	GP	GP	GP	GP	AP	AP	AP				GP	GP	GP	GP	GP	GP
		GP	GP	GP	GP	GP	GP	AP	AP	AP				GP	GP	GP	GP	GP	GP
		GP	GP	GP	GP	GP	GP	AP	AP	AP				GP	GP	GP	GP	GP	GP

6P + 20S + 6P

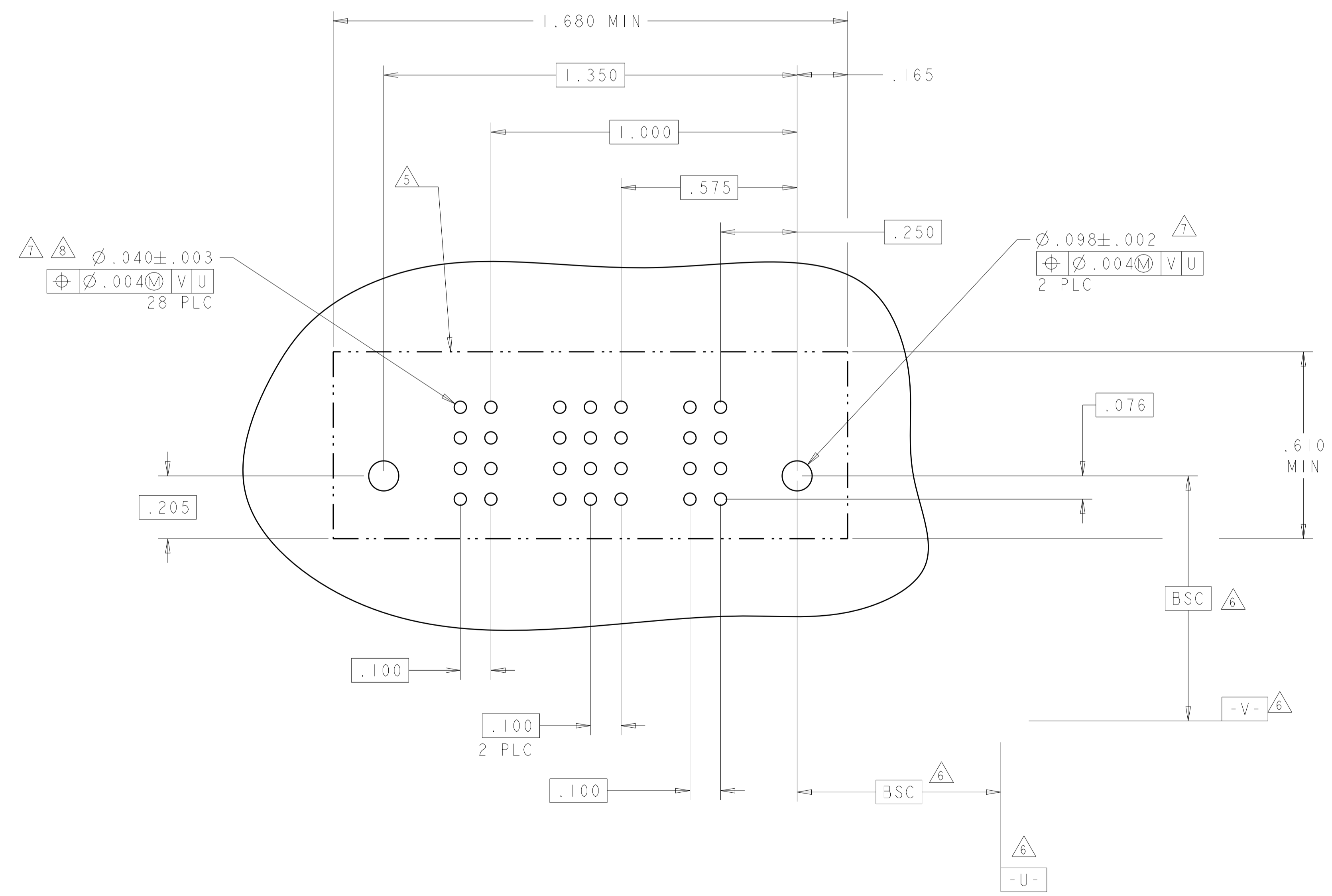
NO SIGNAL CONTACTS



THIS DRAWING IS A CONTROLLED DOCUMENT.		OWN R. GRZYBOWSKI 29APR05	NAME
DIMENSIONS: INCHES		CHK M. PERCHERKE 29APR05	VERTICAL RECEPTACLE ASSEMBLY WITH GUIDES MULTI-BEAM XL
TOLERANCES UNLESS OTHERWISE SPECIFIED: 0 PLC ± 1 PLC ±.01 2 PLC ±.01 3 PLC ±.005 4 PLC ±.0020 ANGLES ±.2°		APVD M. PERCHERKE	PRODUCT SPEC 108-1973
MATERIAL		APPLICATION SPEC 114-13038	RESTRICTED TO
FINISH		WEIGHT	SIZE A100779
CUSTOMER DRAWING		SCALE 2:1	SHEET 16 OF 19 REV K9

LOC		DIST		REVISIONS			
ES	00	P	LTN	DESCRIPTION	DATE	DMN	APVD
		-		SEE SHEET 1			

PART NUMBER	ROWS		POWER		SIGNAL					POWER		
			P2	5	4	3	2	1	PI			
6-6450540-2	D C B A				AP	AP	AP				GP	
					AP	AP	AP				GP	
					AP	AP	AP				GP	
					AP	AP	AP				GP	
IP + 20S + IP												

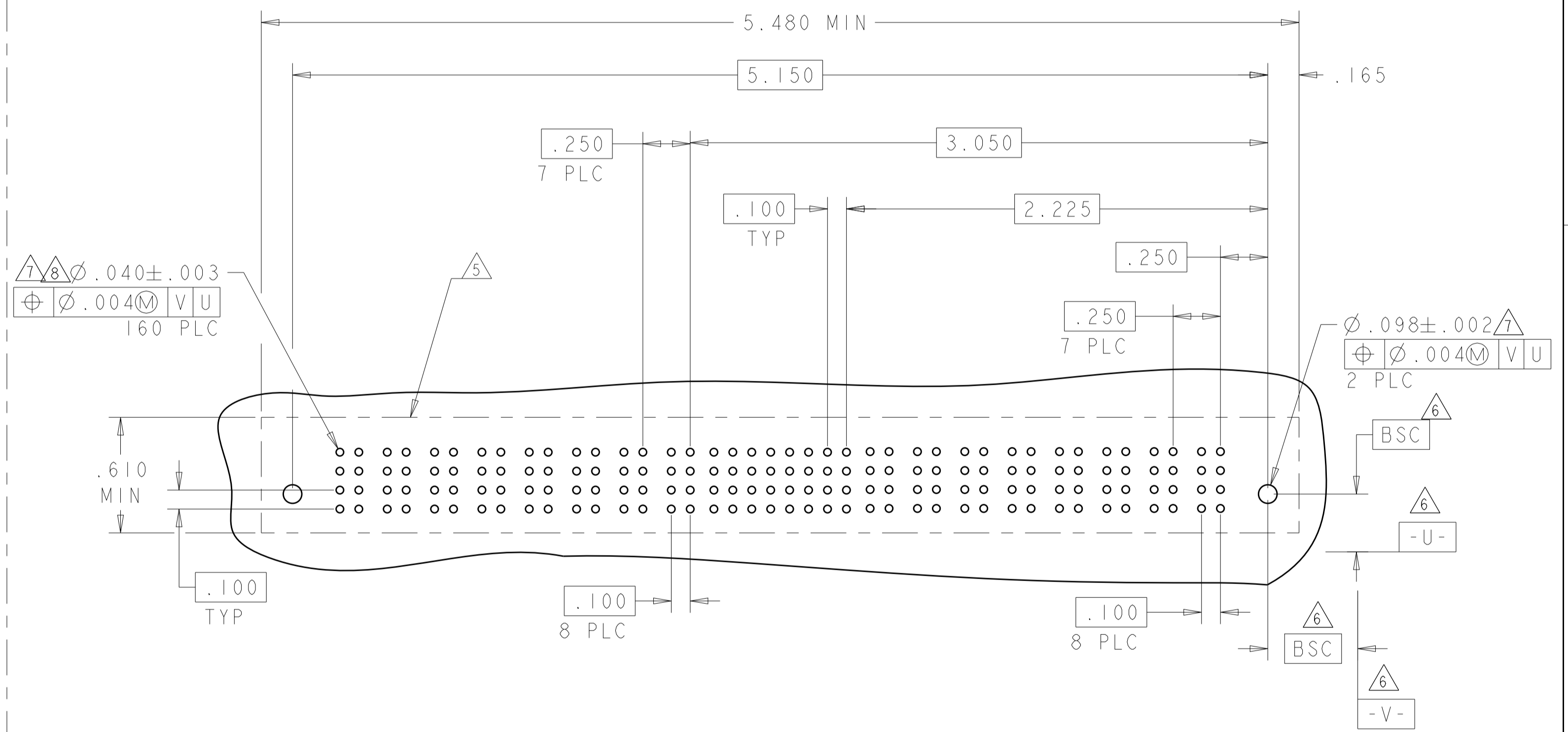
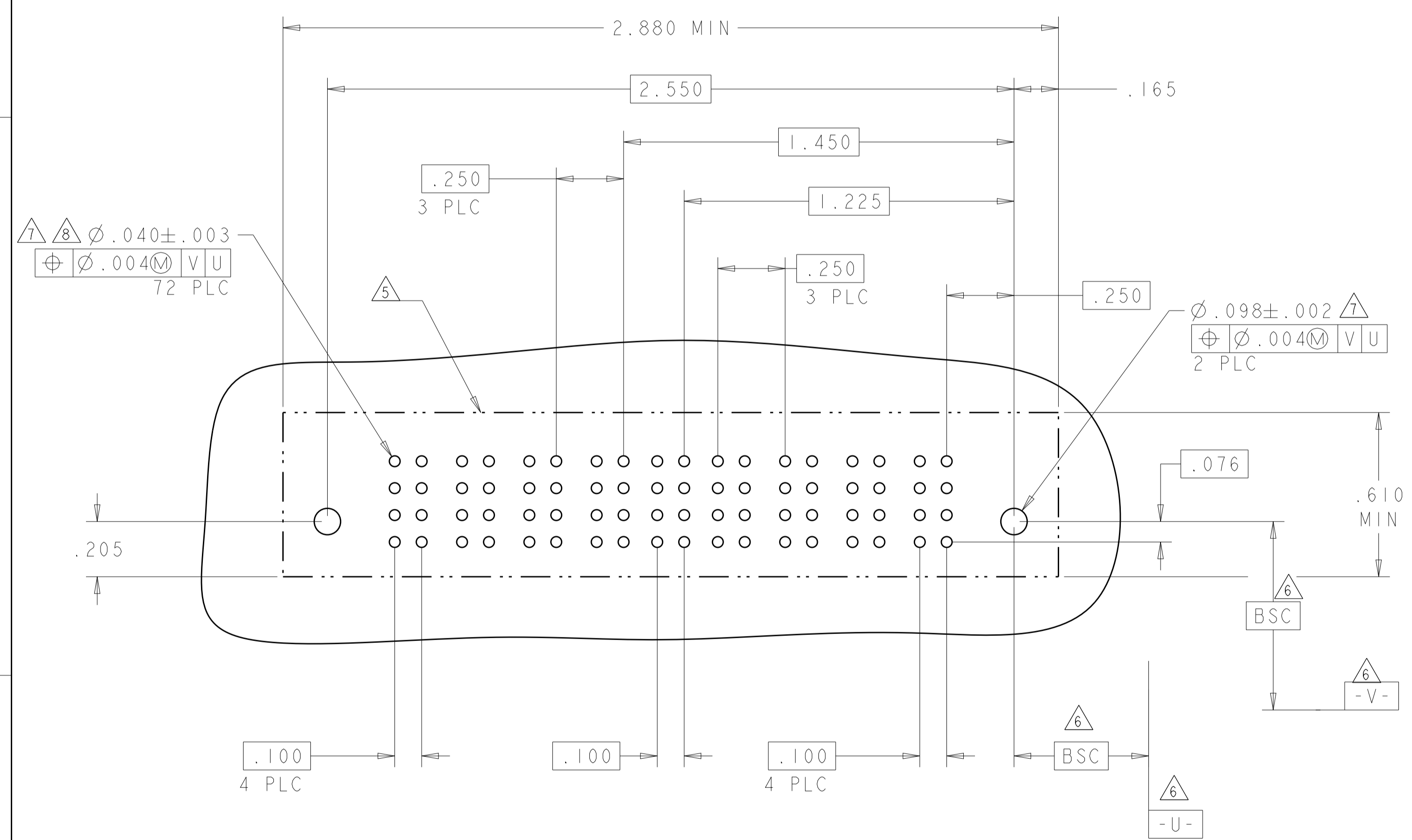


THIS DRAWING IS A CONTROLLED DOCUMENT.		DMN R. GRZYBOWSKI 29APR05	TE Connectivity	
DIMENSIONS: INCHES		CHK M. PERCHERKE 29APR05	NAME VERTICAL RECEPTACLE ASSEMBLY WITH GUIDES MULTI-BEAM XL	
		APVD M. PERCHERKE	RESTRICTED TO	
TOLERANCES UNLESS OTHERWISE SPECIFIED:		PRODUCT SPEC	SIZE A100779C=6450540	
0 PLC ±		108-1973	SCALE 2:1 SHEET 17 OF 19 REV K9	
1 PLC ±.01		APPLICATION SPEC		
2 PLC ±.05		114-13038		
3 PLC ±.0020		WEIGHT		
4 PLC ±.0020		CUSTOMER DRAWING		
ANGLES ±.7°				
FINISH				

LOC	DIST	REVISIONS			
P	LTN	DESCRIPTION	DATE	DMN	APVD
-	-	SEE SHEET 1	-	-	-

PART NUMBER	ROWS	POWER				SIGNAL		POWER					
		P8	P7	P6	P5	2	1	P4	P3	P2	P1		
6-6450540-5	D C B A	HD	GS	GS	GS	GS	AP	AP	GS	GS	GS	GS	HD
							AP	AP					
							AP	AP					
							AP	AP					
4P + 8S + 4P													

PART NUMBER	ROWS	POWER								SIGNAL								POWER									
		P16	P15	P14	P13	P12	P11	P10	P9	8	7	6	5	4	3	2	1	P8	P7	P6	P5	P4	P3	P2	P1		
4-6450540-9	D	HD	GS	GS	GS	GS	GS	GS	GS	AP	AP	AP	AP	AP	AP	AP	AP	GS	GS	GS	GS	GS	GS	GS	GS		
	C									AP	AP	AP	AP	AP	AP	AP											
	B									AP	AP	AP	AP	AP	AP	AP											
A	HD	AP	AP	AP	AP	AP	AP	AP	AP	AP	AP	AP	AP	AP	AP	AP	AP	GS	GS	GS	GS	GS	GS	GS	GS		
8P + 32S + 8P																											



THIS DRAWING IS A CONTROLLED DOCUMENT.

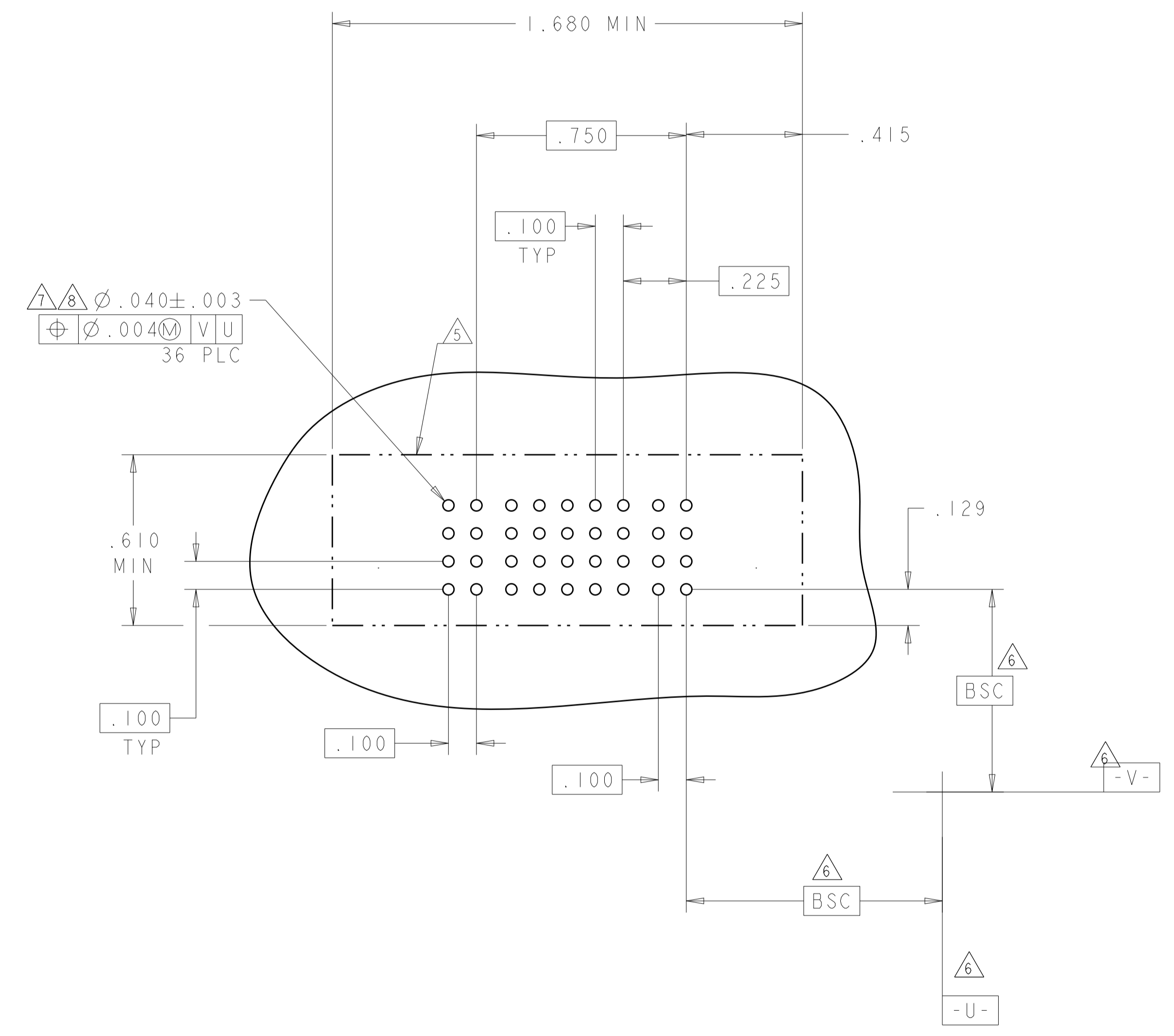
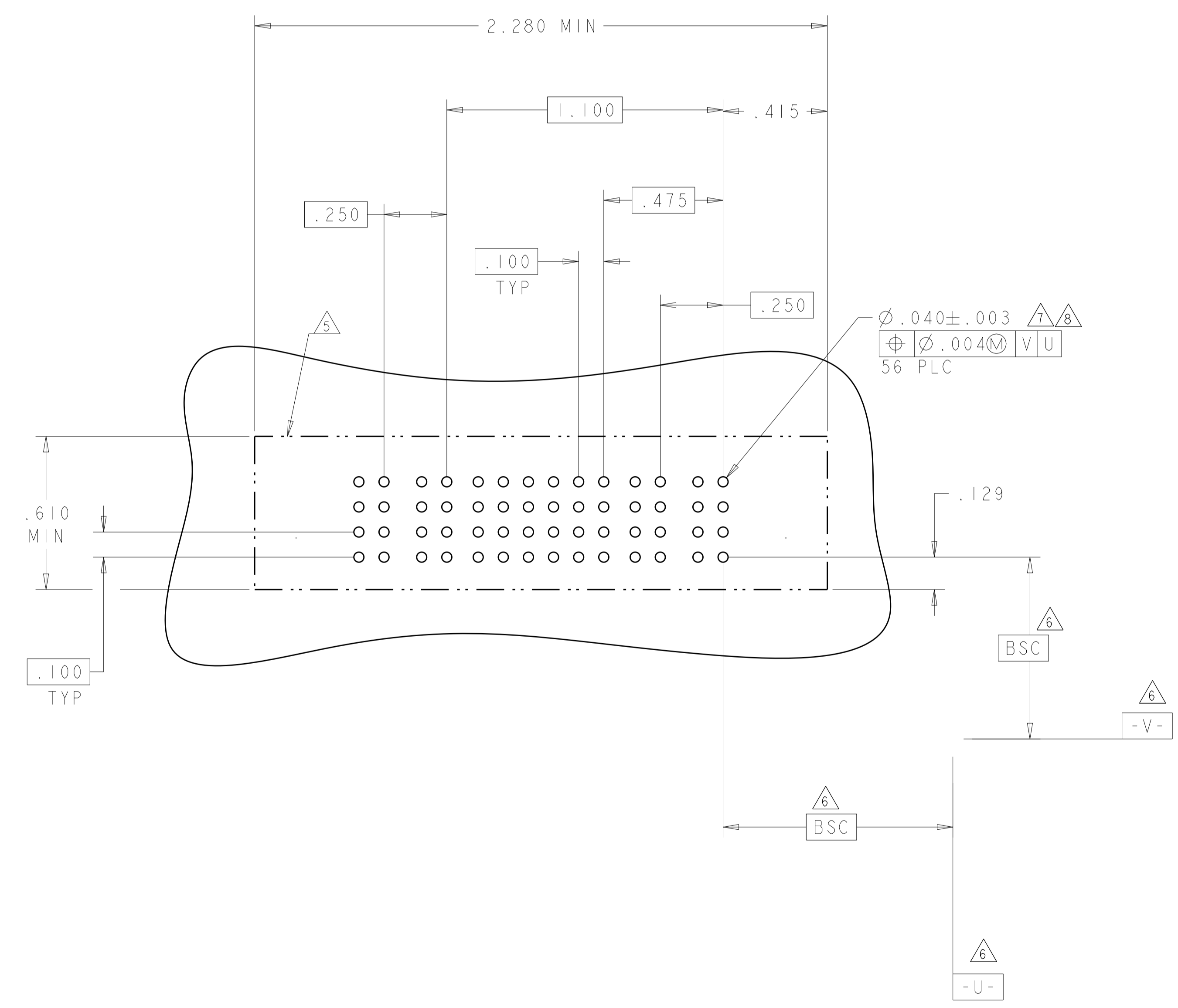
DIMENSIONS: INCHES	TOLERANCES UNLESS OTHERWISE SPECIFIED: 0 PLC ± 1 PLC ±.01 2 PLC ±.01 3 PLC ±.005 4 PLC ±.002 ANGLES ±.020	DMN: R. GRZYBOWSKI 29APR05 CHK: M. PERCHERKE 29APR05 APVD: M. PERCHERKE	NAME: VERTICAL RECEPTACLE ASSEMBLY WITH GUIDES MULTI-BEAM XL
MATERIAL:	FINISH:	PRODUCT SPEC: 108-1973 APPLICATION SPEC: 114-13038 WEIGHT: -	SIZE: A1 CAGE CODE: 00779 DRAWING NO: C=6450540
CUSTOMER DRAWING		SCALE: 2:1	SHEET 18 OF 19 REV K9

STE TE Connectivity

LOC	DIST	REVISIONS			
P	LTN	DESCRIPTION	DATE	DMN	APVD
-	-	SEE SHEET 1	-	-	-

PART NUMBER	ROWS	POWER		SIGNAL						POWER		
		P4	P3	6	5	4	3	2	1	P2	PI	
1-6450540-0	D C B A	GP	GP	AP	AP	AP	AP	AP	AP	AP	GP	GP
				AP	AP	AP	AP	AP	AP			
				AP	AP	AP	AP	AP	AP			
				AP	AP	AP	AP	AP	AP			
2P + 24S + 2P												

PART NUMBER	ROWS	POWER		SIGNAL						POWER	
		P2	5	4	3	2	1	PI			
6-6450540-6	D C B A	GS	GS	AP	AP	AP	AP	AP	AP	GS	GS
				AP	AP	AP	AP	AP	AP		
				AP	AP	AP	AP	AP	AP		
				AP	AP	AP	AP	AP	AP		
1P + 20S + 1P											



THIS DRAWING IS A CONTROLLED DOCUMENT.		DMN: R. GRZYBOWSKI 29APR05	TE Connectivity
DIMENSIONS: INCHES		CHK: M. PERCHERKE 29APR05	
TOLERANCES UNLESS OTHERWISE SPECIFIED:		APVD: M. PERCHERKE	NAME: VERTICAL RECEPTACLE ASSEMBLY WITH GUIDES MULTI-BEAM XL
0 PLC ± .01		PRODUCT SPEC: 108-1973	SIZE: A1
1 PLC ± .01		APPLICATION SPEC: 114-13038	CAGE CODE: 6450540
2 PLC ± .005		WEIGHT: -	RESTRICTED TO: -
3 PLC ± .002		CUSTOMER DRAWING	SCALE: 2:1
4 PLC ± .0020			SHEET 19 OF 19
ANGLES: ± 7°			REV: K9

Компания «Океан Электроники» предлагает заключение долгосрочных отношений при поставках импортных электронных компонентов на взаимовыгодных условиях!

Наши преимущества:

- Поставка оригинальных импортных электронных компонентов напрямую с производств Америки, Европы и Азии, а так же с крупнейших складов мира;
- Широкая линейка поставок активных и пассивных импортных электронных компонентов (более 30 млн. наименований);
- Поставка сложных, дефицитных, либо снятых с производства позиций;
- Оперативные сроки поставки под заказ (от 5 рабочих дней);
- Экспресс доставка в любую точку России;
- Помощь Конструкторского Отдела и консультации квалифицированных инженеров;
- Техническая поддержка проекта, помощь в подборе аналогов, поставка прототипов;
- Поставка электронных компонентов под контролем ВП;
- Система менеджмента качества сертифицирована по Международному стандарту ISO 9001;
- При необходимости вся продукция военного и аэрокосмического назначения проходит испытания и сертификацию в лаборатории (по согласованию с заказчиком);
- Поставка специализированных компонентов военного и аэрокосмического уровня качества (Xilinx, Altera, Analog Devices, Intersil, Interpoint, Microsemi, Actel, Aeroflex, Peregrine, VPT, Syfer, Eurofarad, Texas Instruments, MS Kennedy, Miteq, Cobham, E2V, MA-COM, Hittite, Mini-Circuits, General Dynamics и др.);

Компания «Океан Электроники» является официальным дистрибьютором и эксклюзивным представителем в России одного из крупнейших производителей разъемов военного и аэрокосмического назначения «JONHON», а так же официальным дистрибьютором и эксклюзивным представителем в России производителя высокотехнологичных и надежных решений для передачи СВЧ сигналов «FORSTAR».



JONHON

«JONHON» (основан в 1970 г.)

Разъемы специального, военного и аэрокосмического назначения:

(Применяются в военной, авиационной, аэрокосмической, морской, железнодорожной, горно- и нефтедобывающей отраслях промышленности)

«FORSTAR» (основан в 1998 г.)

ВЧ соединители, коаксиальные кабели, кабельные сборки и микроволновые компоненты:

(Применяются в телекоммуникациях гражданского и специального назначения, в средствах связи, РЛС, а так же военной, авиационной и аэрокосмической отраслях промышленности).



Телефон: 8 (812) 309-75-97 (многоканальный)

Факс: 8 (812) 320-03-32

Электронная почта: ocean@oceanchips.ru

Web: <http://oceanchips.ru/>

Адрес: 198099, г. Санкт-Петербург, ул. Калинина, д. 2, корп. 4, лит. А