

DESC APPROVED LOW DROPOUT NEGATIVE



Three Terminal, Fixed Voltage,
Low Dropout Negative Voltage Regulator
In Hermetic Packages

FEATURES

- Approved To DESC Standardized Military Drawings
- Low Dropout Voltage, 0.6 V @ $I_o = 1$ A
- Output Current in Excess of 1 A [LCC 20 (N2) package limited to 0.3A]
- Reverse Battery Protection
- Internal Short Circuit Protection
- Isolated and Non-Isolated Hermetic Package Types
- Output Voltages: - 5V, -5.2V, -12V, & -15V

13

DESCRIPTION

The OM2990 series of fixed voltage regulators are designed to provide up to 1.5A with high efficiency. It has the ability to source 1A of output current with a typical dropout voltage of 0.6V and a maximum of 1V over the entire operating temperature range. It is supplied in hermetic packages and is ideally suited for all applications where small size and high reliability are required.

ABSOLUTE MAXIMUM RATINGS, $T_c = 25^\circ\text{C}$

Input Voltage	-26 V to +0.3V
Output Voltage	-5V, -5.2 V, -12 V, -15 V dc
Operating Junction Temperature Range	- 55°C to + 125°C
Storage Temperature Range	- 65°C to + 150°C
Lead Temperature (Soldering 10 seconds)	300°C
Thermal Resistance: Junction to Case	
Case 2, LCC20	15.5°C/W
Case U&M, TO-257 (isolated) & SMD-3	3.8°C/W
Case T&N, TO-257 (non-isolated) & SMD-1	3.0°C/W
Case Y, TO-3	2.7°C/W
Maximum Output Current	
Case 2	0.3A
Case U&M	1.2A
Case T, N & Y	1.5A

APPROVED DESC DRAWING	OMNIREL P/N
5962-9571101MUA	OM2990 - 5 STM
5962-9571002MUA	OM2990 - 5.2 STM
5962-9571001MUA	OM2990 - 12 STM

ELECTRICAL CHARACTERISTICS, OM2990-5NK, NM, NT (-5 VOLTS)

Test Conditions are -55°C, T_a 125°C, V_{IN} = -10V, C_{OUT} = 47 μF (unless otherwise specified).

Parameter	Symbol	Test Conditions	Notes	Min.	Max.	Unit
Output Voltage	V _{OUT}	5 mA ≤ I _O ≤ 1.0 A	1	-5.10	-4.90	V
			2	-5.25	-4.75	
Quiescent Current	I _Q	I _O ≤ 1.0 A	1		5	mA
			2		12	
			1,2	I _I = 1.0 A, V _{IN} = -5 V	50	
Line Regulation	V _{RLN}	-6 V V _{IN} -26 V, I _{OUT} = 5 mA	1		±40	mV
			2		±50	
Load Regulation	V _{RLD}	50 mA I _{OUT} 1.0 A	1		±50	mV
			2		±100	
Dropout Voltage	V _{DO}	I _O = 0.1 A DV _O 100 mV	1		3	V
			2			
			1	I _O = 1.0 A	1	
			2	DV _O 100 mV		
Output Noise Voltage	V _{ON}	I _O = 5 mA, 10 Hz - 100 kHz	3		750	μV
Short Circuit Current	I _{SC}	R _L = 1	1	1.5		A
			2	1.3		
Maximum Output Current	I _{MAX}		1	1.5		A
Ripple Rejection	R _R	V _{ripple} = 1 V _{rms} I _{OUT} = 5 mA, f = 1 kHz	1	50		dB

Notes: 1. T_a = 25°C.
2. Over full operating temperature range.
3. Guaranteed, not tested.

ELECTRICAL CHARACTERISTICS, OM2990-12NK, NM, NT (-12 VOLTS)

Test Conditions are -55°C, T_a 125°C, V_{IN} = -17V, C_{OUT} = 47 μF (unless otherwise specified).

Parameter	Symbol	Test Conditions	Notes	Min.	Max.	Unit
Output Voltage	V _{OUT}	5 mA ≤ I _O ≤ 1.0 A	1	-12.24	-11.76	V
			2	-12.60	-11.40	
Quiescent Current	I _Q	I _O ≤ 1.0 A	1		5	mA
			2		12	
			1,2	I _I = 1 A, V _{IN} = -12 V	50	
Line Regulation	V _{RLN}	-13 V V _{IN} -26 V, I _{OUT} = 5 mA	1		±65	mV
			2		±80	
Load Regulation	V _{RLD}	50 mA I _{OUT} 1.0 A	1		±80	mV
			2		±120	
Dropout Voltage	V _{DO}	I _O = 0.1 A DV _O 100 mV	1		3	V
			2			
			1	I _O = 1 A	1	
			2	DV _O 100 mV		
Output Noise Voltage	V _{ON}	I _O = 5 mA, 10 Hz - 100 kHz	3		1500	μV
Short Circuit Current	I _{SC}	R _L = 1	1	.90		A
			2	.75		
Maximum Output Current	I _{MAX}		1	1.4		A
Ripple Rejection	R _R	V _{ripple} = 1 V _{rms} I _{OUT} = 5 mA, f = 1 kHz	1	42		dB

Notes: 1. T_a = 25°C.
2. Over full operating temperature range.
3. Guaranteed, not tested.
4. The short circuit current is less than the maximum output current due to internal foldback current limiting. The -5V and -5.2V versions do not reach the foldback current limit and therefore conducts a higher short

ELECTRICAL CHARACTERISTICS, OM2990-15NK, NM, NT (-15 VOLTS)

Test Conditions are -55°C, T_a 125°C, V_{IN} = -20V, C_{OUT} = 47 μF (unless otherwise specified).

Parameter	Symbol	Test Conditions	Notes	Min.	Max.	Unit
Output Voltage	V _{OUT}	5 mA ≤ I _O ≤ 1.0 A	1	-15.30	-14.70	V
			2	-15.75	-14.25	
Quiescent Current	I _Q	I _O ≤ 1.0 A	1		15	mA
			2		20	
			1,2	I _I = 1.0 A, V _{IN} = -15 V	50	
Line Regulation	V _{RLN}	-16 V V _{IN} -26 V, I _{OUT} = 5 mA	1		±75	mV
			2		±120	
Load Regulation	V _{RLD}	50 mA I _{OUT} 1.0 A	1		±120	mV
			2		±190	
Dropout Voltage	V _{DO}	I _O = 0.1 A DV _O 100 mV	1		3	V
			2			
			1	I _O = 1.0 A	1	
			2	DV _O 100 mV		
Output Noise Voltage	V _{ON}	I _O = 5 mA, 10 Hz - 100 kHz	3		1800	μV
Short Circuit Current	I _{SC}	R _L = 1	1	.75		A
			2	.62		
Maximum Output Current	I _{MAX}		1	1.4		A
Ripple Rejection	R _R	V _{ripple} = 1 V _{rms} I _{OUT} = 5 mA, f = 1 kHz	1	42		dB

Notes: 1. T_a = 25°C.
2. Over full operating temperature range.
3. Guaranteed, not tested.
4. The short circuit current is less than the maximum output current due to internal foldback current limiting. The -5V and -5.2V versions do not reach the foldback current limit and therefore conducts a higher short circuit level.

ELECTRICAL CHARACTERISTICS, OM2990-5SM, ST (-5 VOLTS)

Test Conditions are -55°C, T_a 125°C, V_{IN} = -10V, C_{OUT} = 47 μF (unless otherwise specified).

Parameter	Symbol	Test Conditions	Notes	Min.	Max.	Unit
Output Voltage	V _{OUT}	5 mA ≤ I _O ≤ 1.0 A	1 2	-5.10 -5.25	-4.90 -4.75	V
Quiescent Current	I _Q	I _O ≤ 1.0A	1 2		5 12	mA
		I _I = 1.0A, V _{IN} = -5 V	1,2		50	
Line Regulation	V _{RLN}	-6 V V _{IN} -26 V, I _{OUT} = 5 mA	1 2		±45 ±55	mV
Load Regulation	V _{RLD}	50 mA I _{OUT} 1.0 A	1 2		±70 ±110	mV
Dropout Voltage	V _{DO}	I _O = 0.1 A	1		3	V
		DV _O 100 mV	2			
		I _O = 1.0 A	1		1	
		DV _O 100 mV	2			
Output Noise Voltage	V _{ON}	I _O = 5 mA, 10 Hz - 100 kHz	3		750	μV
Short Circuit Current	I _{SC}	R _L = 1	1,2	1.27		A
Maximum Output Current	I _{MAX}		1	1.27		A
Ripple Rejection	R _R	V _{ripple} = 1 V _{rms} I _{OUT} = 5 mA, f = 1 kHz	1	50		dB
Notes: 1. T _a = 25°C. 2. Over full operating temperature range. 3. Guaranteed, not tested.						

ELECTRICAL CHARACTERISTICS, OM2990-12SM, ST (-12 VOLTS)

Test Conditions are -55°C, T_a 125°C, V_{IN} = -17V, C_{OUT} = 47 μF (unless otherwise specified).

Parameter	Symbol	Test Conditions	Notes	Min.	Max.	Unit
Output Voltage	V _{OUT}	5 mA ≤ I _O ≤ 1.0A	1 2	-12.24 -12.60	-11.76 -11.40	V
Quiescent Current	I _Q	I _O ≤ 1.0A	1 2		5 12	mA
		I _I = 1A, V _{IN} = -12 V	1,2		50	
Line Regulation	V _{RLN}	-13 V V _{IN} -26 V, I _{OUT} = 5 mA	1 2		±65 ±80	mV
Load Regulation	V _{RLD}	50 mA I _{OUT} 1.0 A	1 2		±80 ±120	mV
Dropout Voltage	V _{DO}	I _O = 0.1 A	1		3	V
		DV _O 100 mV	2			
		I _O = 1 A	1		1	
		DV _O 100 mV	2			
Output Noise Voltage	V _{ON}	I _O = 5 mA, 10 Hz - 100 kHz	3		1500	μV
Short Circuit Current	I _{SC}	R _L = 1	1,2	.75		A
Maximum Output Current	I _{MAX}		1 4	1.18		A
Ripple Rejection	R _R	V _{ripple} = 1 V _{rms} I _{OUT} = 5 mA, f = 1 kHz	1	42		dB
Notes: 1. T _a = 25°C. 2. Over full operating temperature range. 3. Guaranteed, not tested. 4. The short circuit current is less than the maximum output current due to internal foldback current limiting. The -5V and -5.2V versions do not reach the foldback current limit and therefore conducts a higher short circuit level.						

ELECTRICAL CHARACTERISTICS, OM2990-15SM, ST (-15 VOLTS)

Test Conditions are -55°C, T_a 125°C, V_{IN} = -20V, C_{OUT} = 47 μF (unless otherwise specified).

Parameter	Symbol	Test Conditions	Notes	Min.	Max.	Unit
Output Voltage	V _{OUT}	5 mA ≤ I _O ≤ 1.0 A	1 2	-15.30 -15.75	-14.70 -14.25	V
Quiescent Current	I _Q	I _O ≤ 1.0A	1 2		15 20	mA
		I _I = 1.0A, V _{IN} = -15 V	1,2		50	
Line Regulation	V _{RLN}	-16 V V _{IN} -26 V, I _{OUT} = 5 mA	1 2		±75 ±120	mV
Load Regulation	V _{RLD}	50 mA I _{OUT} 1.0 A	1 2		±120 ±190	mV
Dropout Voltage	V _{DO}	I _O = 0.1 A	1		3	V
		DV _O 100 mV	2			
		I _O = 1.0 A	1		1	
		DV _O 100 mV	2			
Output Noise Voltage	V _{ON}	I _O = 5 mA, 10 Hz - 100 kHz	3		1800	μV
Short Circuit Current	I _{SC}	R _L = 1	1 2	.60 .50		A
Maximum Output Current	I _{MAX}		1 4	1.4		A
Ripple Rejection	R _R	V _{ripple} = 1 V _{rms} I _{OUT} = 5 mA, f = 1 kHz	1	42		dB
Notes: 1. T _a = 25°C. 2. Over full operating temperature range. 3. Guaranteed, not tested. 4. The short circuit current is less than the maximum output current due to internal foldback current limiting. The -5V and -5.2V versions do not reach the foldback current limit and therefore conducts a higher short circuit level.						

ELECTRICAL CHARACTERISTICS, OM2990-5N2 (-5 VOLTS)

Test Conditions are -55°C T_A , 125°C, $V_{IN} = -10V$, $C_{OUT} = 47 \mu F$ (unless otherwise specified).

Parameter	Symbol	Test Conditions	Notes	Min.	Max.	Unit	
Output Voltage	V_{OUT}	$5 \text{ mA} \leq I_L \leq 300 \text{ mA}$	1	-5.10	-4.90	V	
			2	-5.25	-4.75		
Quiescent Current	I_Q	$I_L \leq 300 \text{ mA}$	1		7	m A	
			2		14		
Line Regulation	V_{RLN}	$I_L = 300 \text{ mA}$, $V_{IN} = -5 \text{ V}$ $-6 \text{ V} \leq V_{IN} \leq -26 \text{ V}$, $I_{OUT} = 5 \text{ mA}$	1,2		55	m V	
			1		± 45		
Load Regulation	V_{RLD}	$50 \text{ mA} \leq I_{OUT} \leq 300 \text{ mA}$	2		± 60	m V	
			1		± 80		
Dropout Voltage	V_{DO}	$I_L = 100 \text{ mA}$ $DV_{IN} = 100 \text{ mV}$	1		3	V	
			2				
			1	$I_L = 300 \text{ mA}$ $DV_{IN} = 100 \text{ mV}$		1	
					2		
Output Noise Voltage	V_{ON}	$I_L = 5 \text{ mA}$, 10 Hz - 100 kHz	3		800	μV	
Short Circuit Current	I_{SC}	$R_L = 1$	1	300		m A	
			2	250			
Maximum Output Current	I_{MAX}		1	300		m A	
Ripple Rejection	R_R	$V_{ripple} = 1 \text{ V}_{rms}$ $I_{OUT} = 5 \text{ mA}$, $f = 1 \text{ kHz}$	1	50		dB	

Notes: 1. $T_A = 25^\circ C$.
2. Over full operating temperature range.
3. Guaranteed, not tested.

13

ELECTRICAL CHARACTERISTICS, OM2990-12N2 (-12 VOLTS)

Test Conditions are -55°C T_A , 125°C, $V_{IN} = -17V$, $C_{OUT} = 47 \mu F$ (unless otherwise specified).

Parameter	Symbol	Test Conditions	Notes	Min.	Max.	Unit	
Output Voltage	V_{OUT}	$5 \text{ mA} \leq I_L \leq 300 \text{ mA}$	1	-12.24	-11.76	V	
			2	-12.60	-11.40		
Quiescent Current	I_Q	$I_L \leq 300 \text{ mA}$	1		7	m A	
			2		14		
Line Regulation	V_{RLN}	$I_L = 300 \text{ mA}$, $V_{IN} = -12 \text{ V}$ $-13 \text{ V} \leq V_{IN} \leq -26 \text{ V}$, $I_{OUT} = 5 \text{ mA}$	1,2		60	m V	
			1		± 75		
Load Regulation	V_{RLD}	$50 \text{ mA} \leq I_{OUT} \leq 300 \text{ mA}$	2		± 110	m V	
			1		± 120		
Dropout Voltage	V_{DO}	$I_L = 100 \text{ mA}$ $DV_{IN} = 100 \text{ mV}$	1		3	V	
			2				
			1	$I_L = 300 \text{ mA}$ $DV_{IN} = 100 \text{ mV}$		1	
					2		
Output Noise Voltage	V_{ON}	$I_L = 5 \text{ mA}$, 10 Hz - 100 kHz	3		1650	μV	
Short Circuit Current	I_{SC}	$R_L = 1$	1	200		m A	
			2	175			
Maximum Output Current	I_{MAX}		1	280		m A	
Ripple Rejection	R_R	$V_{ripple} = 1 \text{ V}_{rms}$ $I_{OUT} = 5 \text{ mA}$, $f = 1 \text{ kHz}$	4				
			1	42		dB	

Notes: 1. $T_A = 25^\circ C$.
2. Over full operating temperature range.
3. Guaranteed, not tested.
4. The short circuit current is less than the maximum output current due to internal foldback current limiting. The -9V and -5.2V versions do not reach the foldback current limit and therefore conducts a higher short current level.

ELECTRICAL CHARACTERISTICS, OM2990-15 N2 (-15 VOLTS)

Test Conditions are -55°C T_A , 125°C, $V_{IN} = -20V$, $C_{OUT} = 47 \mu F$ (unless otherwise specified).

Parameter	Symbol	Test Conditions	Notes	Min.	Max.	Unit	
Output Voltage	V_{OUT}	$5 \text{ mA} \leq I_L \leq 300 \text{ mA}$	1	-15.30	-14.70	V	
			2	-15.75	-14.25		
Quiescent Current	I_Q	$I_L \leq 300 \text{ mA}$	1		20	m A	
			2		25		
Line Regulation	V_{RLN}	$I_L = 300 \text{ mA}$, $V_{IN} = -15 \text{ V}$ $-16 \text{ V} \leq V_{IN} \leq -26 \text{ V}$, $I_{OUT} = 5 \text{ mA}$	1,2		60	m V	
			1		± 85		
Load Regulation	V_{RLD}	$50 \text{ mA} \leq I_{OUT} \leq 300 \text{ mA}$	2		± 130	m V	
			1		± 135		
Dropout Voltage	V_{DO}	$I_L = 100 \text{ mA}$ $DV_{IN} = 100 \text{ mV}$	1		3	V	
			2				
			1	$I_L = 300 \text{ mA}$ $DV_{IN} = 100 \text{ mV}$		1	
					2		
Output Noise Voltage	V_{ON}	$I_L = 5 \text{ mA}$, 10 Hz - 100 kHz	3		1900	μV	
Short Circuit Current	I_{SC}	$R_L = 1$	1	150		m A	
			2	140			
Maximum Output Current	I_{MAX}		1	280		m A	
Ripple Rejection	R_R	$V_{ripple} = 1 \text{ V}_{rms}$ $I_{OUT} = 5 \text{ mA}$, $f = 1 \text{ kHz}$	4				
			1	42		dB	

Notes: 1. $T_A = 25^\circ C$.
2. Over full operating temperature range.
3. Guaranteed, not tested.
4. The short circuit current is less than the maximum output current due to internal foldback current limiting. The -9V and -5.2V versions do not reach the foldback current limit and therefore conducts a higher short current level.

ELECTRICAL CHARACTERISTICS, OM2990-5.2NK, NM, NT (-5.2 VOLTS)

Test Conditions are -55°C , T_A , 125°C , $V_{IN} = -10.2\text{V}$, $C_{OUT} = 47\mu\text{F}$ (unless otherwise specified).

Parameter	Symbol	Test Conditions	Notes	Min.	Max.	Unit
Output Voltage	V_{OUT}	$5\text{ mA} \leq I_O \leq 1.0\text{ A}$	1	-5.30	-5.10	V
			2	-5.46	-4.94	
Quiescent Current	I_Q	$I_O \leq 1.0\text{ A}$	1		5	m A
			2		12	
			1,2		50	
Line Regulation	V_{RLN}	$-6.2\text{ V} \leq V_{IN} \leq -26\text{ V}$, $I_{OUT} = 5\text{ mA}$	1		± 40	m V
			2		± 50	
Load Regulation	V_{RLD}	$50\text{ mA} \leq I_{OUT} \leq 1.0\text{ A}$	1		± 50	m V
Dropout Voltage	V_{DO}	$I_O = 0.1\text{ A}$	1		3	V
			2			
			1		1	
			2			
Output Noise Voltage	V_{ON}	$I_O = 5\text{ mA}$, 10 Hz - 100 kHz	3		750	μV
Short Circuit Current	I_{SC}	$R_L = 1$	1	1.5		A
			2	1.3		
Maximum Output Current	I_{MAX}		1	1.5		A
Ripple Rejection	R_R	$V_{ripple} = 1\text{ V}_{rms}$ $I_{OUT} = 5\text{ mA}$, $f = 1\text{ kHz}$	1	50		dB

Notes: 1. $T_A = 25^{\circ}\text{C}$.
2. Over full operating temperature range.
3. Guaranteed, not tested.

ELECTRICAL CHARACTERISTICS, OM2990-5.2SM, ST (-5.2 VOLTS)

Test Conditions are -55°C , T_A , 125°C , $V_{IN} = -10.2\text{V}$, $C_{OUT} = 47\mu\text{F}$ (unless otherwise specified).

Parameter	Symbol	Test Conditions	Notes	Min.	Max.	Unit
Output Voltage	V_{OUT}	$5\text{ mA} \leq I_O \leq 1.0\text{ A}$	1	-5.30	-5.10	V
			2	-5.46	-4.94	
Quiescent Current	I_Q	$I_O \leq 1.0\text{ A}$	1		5	m A
			2		12	
			1,2		50	
Line Regulation	V_{RLN}	$-6.2\text{ V} \leq V_{IN} \leq -26\text{ V}$, $I_{OUT} = 5\text{ mA}$	1		± 45	m V
			2		± 55	
Load Regulation	V_{RLD}	$50\text{ mA} \leq I_{OUT} \leq 1.0\text{ A}$	1		± 70	m V
Dropout Voltage	V_{DO}	$I_O = 0.1\text{ A}$	1		3	V
			2			
			1		1	
			2			
Output Noise Voltage	V_{ON}	$I_O = 5\text{ mA}$, 10 Hz - 100 kHz	3		750	μV
Short Circuit Current	I_{SC}	$R_L = 1$	1,2	1.27		A
Maximum Output Current	I_{MAX}		1	1.27		A
Ripple Rejection	R_R	$V_{ripple} = 1\text{ V}_{rms}$ $I_{OUT} = 5\text{ mA}$, $f = 1\text{ kHz}$	1	50		dB

Notes: 1. $T_A = 25^{\circ}\text{C}$.
2. Over full operating temperature range.
3. Guaranteed, not tested.

ELECTRICAL CHARACTERISTICS, OM2990-5.2N2 (-5.2 VOLTS)

Test Conditions are -55°C , T_A , 125°C , $V_{IN} = -10.2\text{V}$, $C_{OUT} = 47\mu\text{F}$ (unless otherwise specified).

Parameter	Symbol	Test Conditions	Notes	Min.	Max.	Unit
Output Voltage	V_{OUT}	$5\text{ mA} \leq I_O \leq 300\text{ mA}$	1	-5.30	-5.10	V
			2	-5.46	-4.94	
Quiescent Current	I_Q	$I_O \leq 300\text{ mA}$	1		7	m A
			2		14	
			1,2		55	
Line Regulation	V_{RLN}	$-6.2\text{ V} \leq V_{IN} \leq -26\text{ V}$, $I_{OUT} = 5\text{ mA}$	1		± 45	m V
			2		± 60	
Load Regulation	V_{RLD}	$50\text{ mA} \leq I_{OUT} \leq 300\text{ mA}$	1		± 80	m V
Dropout Voltage	V_{DO}	$I_O = 100\text{ mA}$	1		3	V
			2			
			1		1	
			2			
Output Noise Voltage	V_{ON}	$I_O = 5\text{ mA}$, 10 Hz - 100 kHz	3		800	μV
Short Circuit Current	I_{SC}	$R_L = 1$	1	300		m A
			2	250		
Maximum Output Current	I_{MAX}		1	300		m A
Ripple Rejection	R_R	$V_{ripple} = 1\text{ V}_{rms}$ $I_{OUT} = 5\text{ mA}$, $f = 1\text{ kHz}$	1	50		dB

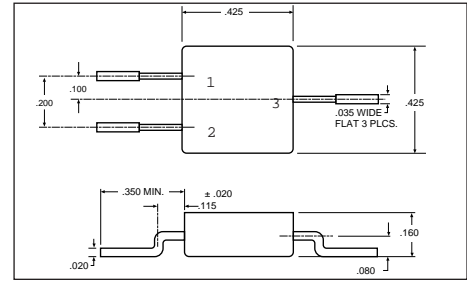
Notes: 1. $T_A = 25^{\circ}\text{C}$.
2. Over full operating temperature range.
3. Guaranteed, not tested.



TO-257AA

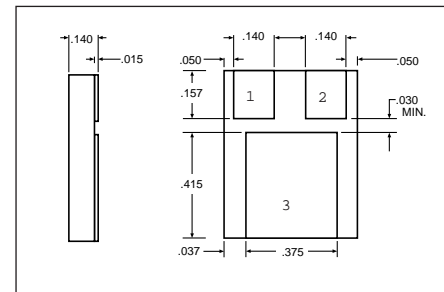
OM2990STM
Isolated
Front View
Pin 1 - Ground
Pin 2 - Input
Pin 3 - Output
Tab - Isolated

OM2990NTM
Non-Isolated
Front View
Pin 1 - Ground
Pin 2 - Input
Pin 3 - Output
Tab - Input

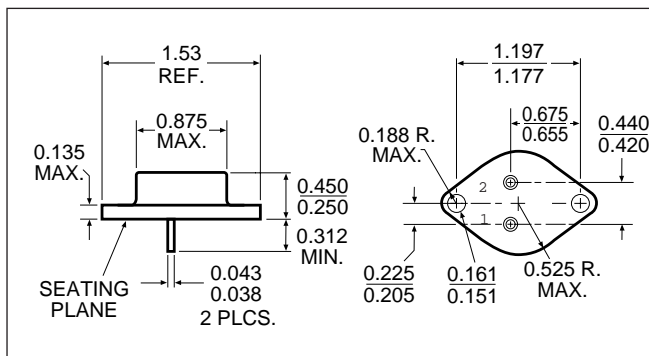


SMD-3 OM2990SMM

Front View
Pin 1 - Ground
Pin 2 - Output
Pin 3 - Input
Case - Isolated

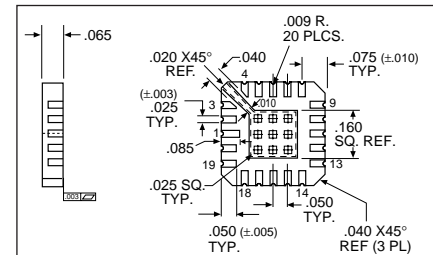


SMD 1 OM2990NMM
"N" PACKAGE
Pin 1 - Ground
Pin 2 - Output
Pin 3 - Input



TO-204AA (TO-3)

OM2990NKM
Pin 1 - Ground
Pin 2 - Output



LCC 20 OM2990N2M

Pin 1 NC	Pin 11 V _{OUT}
Pin 2 NC	Pin 12 V _{OUT}
Pin 3 NC	Pin 13 NC
Pin 4 NC	Pin 14 NC
Pin 5 NC	Pin 15 V _{IN}
Pin 6 Ground	Pin 16 V _{IN}
Pin 7 NC	Pin 17 V _{IN}
Pin 8 NC	Pin 18 NC
Pin 9 V _{OUT} (Sense)	Pin 19 NC

Компания «Океан Электроники» предлагает заключение долгосрочных отношений при поставках импортных электронных компонентов на взаимовыгодных условиях!

Наши преимущества:

- Поставка оригинальных импортных электронных компонентов напрямую с производств Америки, Европы и Азии, а так же с крупнейших складов мира;
- Широкая линейка поставок активных и пассивных импортных электронных компонентов (более 30 млн. наименований);
- Поставка сложных, дефицитных, либо снятых с производства позиций;
- Оперативные сроки поставки под заказ (от 5 рабочих дней);
- Экспресс доставка в любую точку России;
- Помощь Конструкторского Отдела и консультации квалифицированных инженеров;
- Техническая поддержка проекта, помощь в подборе аналогов, поставка прототипов;
- Поставка электронных компонентов под контролем ВП;
- Система менеджмента качества сертифицирована по Международному стандарту ISO 9001;
- При необходимости вся продукция военного и аэрокосмического назначения проходит испытания и сертификацию в лаборатории (по согласованию с заказчиком);
- Поставка специализированных компонентов военного и аэрокосмического уровня качества (Xilinx, Altera, Analog Devices, Intersil, Interpoint, Microsemi, Actel, Aeroflex, Peregrine, VPT, Syfer, Eurofarad, Texas Instruments, MS Kennedy, Miteq, Cobham, E2V, MA-COM, Hittite, Mini-Circuits, General Dynamics и др.);

Компания «Океан Электроники» является официальным дистрибьютором и эксклюзивным представителем в России одного из крупнейших производителей разъемов военного и аэрокосмического назначения «JONHON», а так же официальным дистрибьютором и эксклюзивным представителем в России производителя высокотехнологичных и надежных решений для передачи СВЧ сигналов «FORSTAR».



JONHON

«JONHON» (основан в 1970 г.)

Разъемы специального, военного и аэрокосмического назначения:

(Применяются в военной, авиационной, аэрокосмической, морской, железнодорожной, горно- и нефтедобывающей отраслях промышленности)

«FORSTAR» (основан в 1998 г.)

ВЧ соединители, коаксиальные кабели, кабельные сборки и микроволновые компоненты:

(Применяются в телекоммуникациях гражданского и специального назначения, в средствах связи, РЛС, а так же военной, авиационной и аэрокосмической отраслях промышленности).



Телефон: 8 (812) 309-75-97 (многоканальный)

Факс: 8 (812) 320-03-32

Электронная почта: ocean@oceanchips.ru

Web: <http://oceanchips.ru/>

Адрес: 198099, г. Санкт-Петербург, ул. Калинина, д. 2, корп. 4, лит. А