


1564 Series Sloped Console



Top Console



Desk



Wedge

Application

- Designed to provide an attractive, durable console enclosure system for control center installations and for the protection of electronic, hydraulic, pneumatic or electrical equipment.
- The 20° viewing slope provides the optimum angle for a control or instrument panel.
- Integral CRT mounting angles and optional desk panel provide versatility for many applications.
- Can be ganged together for large system applications.

Standards

- EIA RS-310-D

Construction

- Available in Rapid Rack (2 sizes) or as a customized assembly which can be created using the various components in the 1564 Series.
- As a system rack, all components have been designed for a clean, modular interface.
- Major components are constructed of 14 gauge steel.
- Available with either 19" or 24" mounting capability.

Assemblies

- When assembling rack systems, please refer to master selection table for sizing information.

Finish

- Rapid Rack is available in beige (CG1). Components are available in beige (CG1) or black (BK1).

Accessories

- Blowers
- Casters
- Desk units
- Doors -
- Extra mounting rails
- Fan trays
- Filter fans
- Side panels
- Top consoles
- Top panels
- Wedges
- 19"/24" rack mount accessories -

K28



Rapid Rack

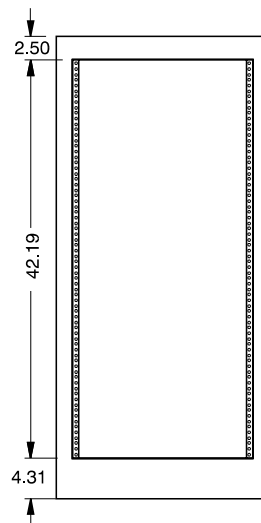
- For immediate delivery requirements, the *Rapid Rack* package can solve many sloped console needs. The package is finished with beige (CG1) frame and body.
- Package includes the following components and hardware:
 - 1 - 1564 frame with integral CRT mounting angles
 - 1 - pair of side panels
 - 1 - louvered rear door
 - 1 - solid top panel
 - 4 - upper black, punched combination rails
 - 4 - lower black, punched combination rails
 - 4 - adjustable levelling feet
 - 50 - 10-32 clip nuts



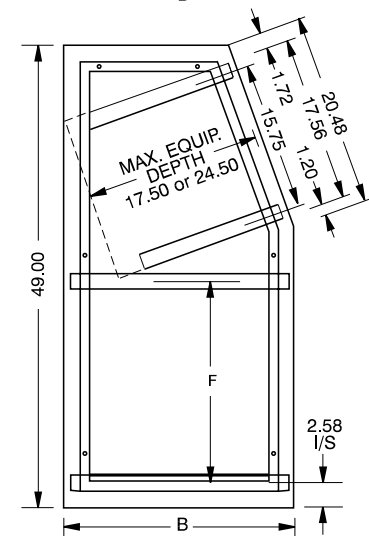
PART No.	PANEL WIDTH	A	B	C	D	E	F
RS4924CG1	19	22.56	24.5	19.06	14	17.5	21.31
RS4931CG1	19	22.56	31.5	19.06	21	24.5	19.56



Front View



Rear View



Side View

K29

All dimensions in inches unless specified otherwise

1564 Series Sloped Console Components



Frame

- The basic component of a 1564 Sloped Console system is the 14 gauge steel frame.
- Designed to accommodate standard 19" or 24" rack mountable equipment on two different panel surfaces.
- Integral CRT mounting angles are a standard feature.
- Frame comes complete with 4 upper black, punched combination rails, 4 lower black, punched combination rails, 4 adjustable levelling feet and clip nuts.
- Available in beige (CG1) or black (BK1).



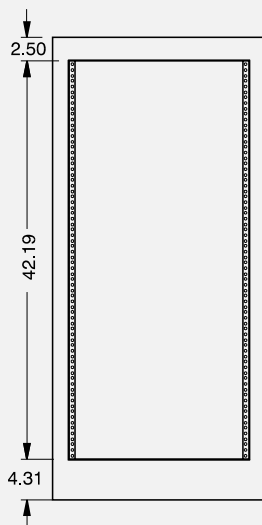
PART NO.	PANEL WIDTH	A	B	C	D	E	F
1564A2... ¹	19	22.56	24.5	19.06	14	17.5	21.31
1564B2...	19	22.56	31.5	19.06	21	24.5	19.56
1564A4...	24	27.56	24.5	24.06	14	17.5	21.31
1564B4...	24	27.56	31.5	24.06	21	24.5	19.56

¹ Specify 3 digit color code. Beige (CG1) or Black (BK1).

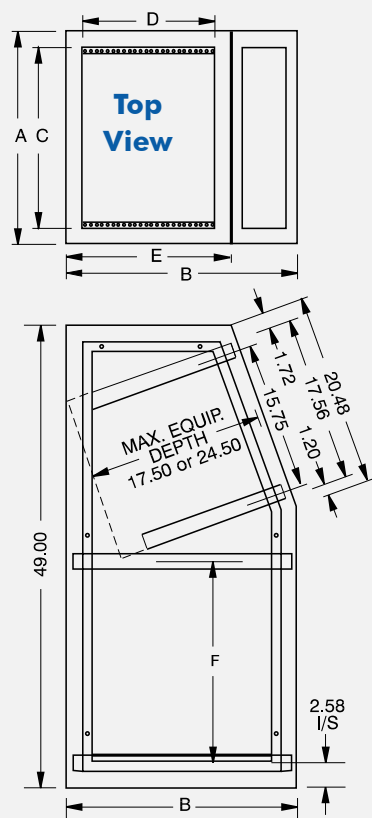
K30



Front View



Rear View

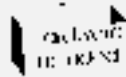


Side View

All dimensions in inches unless specified otherwise



1564 Series Sloped Console Components




Side Panels

- Sold in pairs.
- Constructed of 16 gauge steel formed to 0.75" thick which hook over Amhal struts and can be secured from the inside.
- Panels fit flush with frame.
- Available in beige (CG1) or black (BK1).

PART No.	USE WITH FRAME PART No.
1564AP... ¹	1564A2.../1564A4...
1564BP...	1564B2.../1564B4...

¹ Specify 3 digit color code. Beige (CG1) or Black (BK1).



Top Panel

- Solid 16 gauge steel panel mounts flush with frame.
- Louvered 16 gauge steel panel is recessed.
- Any 19" (or 24" as applicable) panel of proper depth will fit opening.
- Available in beige (CG1) or black (BK1).
- Mounting hardware not included, please order separately.

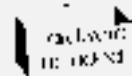
SOLID TOP PART No.	LOUVERED TOP PART No.	USE WITH FRAME PART No.
PBRS19014... ¹	PVLK19014... ¹	1564A2...
PBRS19021...	PVLK19021...	1564B2...
PBRS24014...	PVLK24014...	1564A4...
PBRS24021...	PVLK24021...	1564B4...

¹ Specify 3 digit color code. Beige (CG1) or Black (BK1).



Rear Door

- Features lockable latch.
- Fills rear panel space and sits flush with frame.
- Solid door opens either left or right by inverting.
- Louvered door opens right hand only with louver vents facing down.
- Constructed of 18 gauge steel.
- Available in beige (CG1) or black (BK1).



SOLID DOOR PART No.	LOUVERED DOOR PART No.	USE WITH FRAME PART No.
RSDF19042... ¹	RSDL19042... ¹	1564A2...
RSDF19042...	RSDL19042...	1564B2...
RSDF24042...	RSDL24042...	1564A4...
RSDF24042...	RSDL24042...	1564B4...

¹ Specify 3 digit color code. Beige (CG1) or Black (BK1).

K31

All dimensions in inches unless specified otherwise

1564 Series Sloped Console Components



Front Doors

- Features lockable latch.
- Fills front lower panel space and sits flush with frame.
- For optional desk units, use RSDF19022 or RSDF24022.
- Solid door opens either left or right by inverting.
- Louvered door opens right hand only with louver vents facing down.
- Available in beige (CG1) or black (BK1).



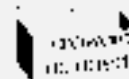
SOLID DOOR PART No.	LOUVERED DOOR PART No.	USE W/FRAME PART No.
RSDF19022... ¹	n/a	1564A2... or 1564B2...
RSDF24022...	n/a	1564A4... or 1564B4...
RSDF19026...	RSDL19026... ¹	1564A2...
RSDF19026...	RSDL19026...	1564B2...
RSDF24026...	RSDL24026...	1564A4...
RSDF24026...	RSDL24026...	1564B4...

¹ Specify 3 digit color code. Beige (CG1) or Black (BK1).



Wedges

- For wrap-around applications, 2 wedge sizes provide either 30° or 60° angles.
- Constructed of 14 gauge steel and comes complete with solid rear 16 gauge panel.
- Available in beige (CG1) or black (BK1).



PART No.	USE WITH FRAME PART No.	WEDGE ANGLE
1564AW30... ¹	1564A2.../1564A4...	30
1564BW30...	1564B2.../1564B4...	30
1564AW60...	1564A2.../1564A4...	60
1564BW60...	1564B2.../1564B4...	60

¹ Specify 3 digit color code. Beige (CG1) or Black (BK1).

K32

1564 Master Selection Table

PANEL WIDTH	CABINET DEPTH	FRONT PANEL HEIGHT		SLOPE PANEL HEIGHT		SIDE PANELS (PAIR)	WEDGE		TOP PANEL		
		INCHES	UNITS	INCHES	UNITS		FRAME	30°	60°	SOLID	LOUVERED
19"	24.5	26.25	15	17.5	10	1564A2... ¹	1564AP... ¹	1564AW30... ¹	1564AW60... ¹	PBRS19014... ¹	PVLK19014... ¹
		31.5	15	17.5	10	1564B2...	1564BP...	1564BW30...	1564BW60...	PBRS19021...	PVLK19021...
24"	24.5	26.25	15	17.5	10	1564A4...	1564AP...	1564AW30...	1564AW60...	PBRS24014...	PVLK24014...
		31.5	15	17.5	10	1564B4...	1564BP...	1564BW30...	1564BW60...	PBRS24021...	PVLK24021...

¹ Specify 3 digit color code. Beige (CG1) or Black (BK1).

All dimensions in inches unless specified otherwise



1564 Series Sloped Console Components



Photo shows combination rails

Extra Mounting Rails

- Rails are sold in **pairs**.
- Available as **punched** combination (same as supplied with 1564 rack), panel and accessory rails.
- All rails have full EIA panel mounting (0.28" dia.) for ¼-20 bolts or 10-32 clip nuts.
- Each rail is adjustable in a 1.0" x 0.281" slot.
- Constructed of 14 gauge and finished in black.
- Clip nuts are provided with rails.

PART No.	PANEL HEIGHT OF RACK	
	INCHES	UNITS
RSR_00017BK3	17.50	10
RSR_00026BK3	26.25	15

" - Specify rail type in blank space.
(C) Combination, (A) Accessory, (P) Panel



Combination Rails



Accessory Rails



Panel Rails



Castors

- Casters supplied in a set of 4.
- Features a manufacturer's specified capacity of 400 lbs. per set.
- Constructed of twin nylon swivel wheels with zinc axles and hoods.
- Wheel has a 2.37" diameter with a final mounting height of 2.75".
- 5/16-18 threaded stem mounts into existing holes in base.

PART No.	1425P
----------	-------

K33

DOOR				TOP CONSOLE			
REAR		FRONT		FLUSH SOLID		SIDE	TILT
SOLID	LOUVERED	SOLID	LOUVERED	FRAME	TOP PANEL	PANELS (PAIR)	BASE
RSDF19042... ¹	RSDL19042... ¹	RSDF19026... ¹	RSDL19026... ¹	1564TC1917... ¹	PBRS19014... ¹	1564TCP17... ¹	564CB1917... ¹
RSDF19042...	RSDL19042...	RSDF19026...	RSDL19026...	1564TC1924...	PBRS19021...	1564TCP24...	1564CB1924...
RSDF24042...	RSDL24042...	RSDF24026...	RSDL24026...	1564TC2417...	PBRS24014...	1564TCP17...	1564CB2417...
RSDF24042...	RSDL24042...	RSDF24026...	RSDL24026...	1564TC2424...	PBRS24021...	1564TCP24...	1564CB2424...

All dimensions in inches unless specified otherwise

Компания «Океан Электроники» предлагает заключение долгосрочных отношений при поставках импортных электронных компонентов на взаимовыгодных условиях!

Наши преимущества:

- Поставка оригинальных импортных электронных компонентов напрямую с производств Америки, Европы и Азии, а так же с крупнейших складов мира;
- Широкая линейка поставок активных и пассивных импортных электронных компонентов (более 30 млн. наименований);
- Поставка сложных, дефицитных, либо снятых с производства позиций;
- Оперативные сроки поставки под заказ (от 5 рабочих дней);
- Экспресс доставка в любую точку России;
- Помощь Конструкторского Отдела и консультации квалифицированных инженеров;
- Техническая поддержка проекта, помощь в подборе аналогов, поставка прототипов;
- Поставка электронных компонентов под контролем ВП;
- Система менеджмента качества сертифицирована по Международному стандарту ISO 9001;
- При необходимости вся продукция военного и аэрокосмического назначения проходит испытания и сертификацию в лаборатории (по согласованию с заказчиком);
- Поставка специализированных компонентов военного и аэрокосмического уровня качества (Xilinx, Altera, Analog Devices, Intersil, Interpoint, Microsemi, Actel, Aeroflex, Peregrine, VPT, Syfer, Eurofarad, Texas Instruments, MS Kennedy, Miteq, Cobham, E2V, MA-COM, Hittite, Mini-Circuits, General Dynamics и др.);

Компания «Океан Электроники» является официальным дистрибьютором и эксклюзивным представителем в России одного из крупнейших производителей разъемов военного и аэрокосмического назначения «JONHON», а так же официальным дистрибьютором и эксклюзивным представителем в России производителя высокотехнологичных и надежных решений для передачи СВЧ сигналов «FORSTAR».



JONHON

«JONHON» (основан в 1970 г.)

Разъемы специального, военного и аэрокосмического назначения:

(Применяются в военной, авиационной, аэрокосмической, морской, железнодорожной, горно- и нефтедобывающей отраслях промышленности)

«FORSTAR» (основан в 1998 г.)

ВЧ соединители, коаксиальные кабели, кабельные сборки и микроволновые компоненты:

(Применяются в телекоммуникациях гражданского и специального назначения, в средствах связи, РЛС, а так же военной, авиационной и аэрокосмической отраслях промышленности).



Телефон: 8 (812) 309-75-97 (многоканальный)

Факс: 8 (812) 320-03-32

Электронная почта: ocean@oceanchips.ru

Web: <http://oceanchips.ru/>

Адрес: 198099, г. Санкт-Петербург, ул. Калинина, д. 2, корп. 4, лит. А