


TRANSIENT VOLTAGE SUPPRESSOR

VRD

VRD is a transient voltage suppressor used for protecting electric circuits from surge voltage and thus preventing breakdown.

VRD has superior surge suppression characteristics, such as extremely fast response time, very low clamping voltage, and high surge capacity. Unlike metal oxide varistors, VRD does not have characteristics to change with surge variations within the rated capacity. This feature comprises another superior characteristics of the VRD as a transient voltage suppressors.



Part number

| | |
|-----------------------|---|
| Z2 033 U - 52Z | 52Z : Axial tapping winding type |
| | 52R : Axial tapping relay type |
| | FT : Radial form tapping type |
| | Nil : individually packed in a bag |
| | U : Uni-Polar |
| | Nil : Bi-Polar |
| | Break down voltage |
| | Type |
| | Z2 : Rated electricity 1.0W |
| | Z6 : Rated electricity 2.0W |
| | ZD : Rated electricity 0.5W (reverse blocking type) |

Electrical characteristics

Figure 1 shows the electrical characteristics. Bipolar type has almost symmetrical breakdown Voltage (V_B) The reverse breakdown voltage of the ZD type is 200 Volts or more at $10\mu\text{A}$ DC.

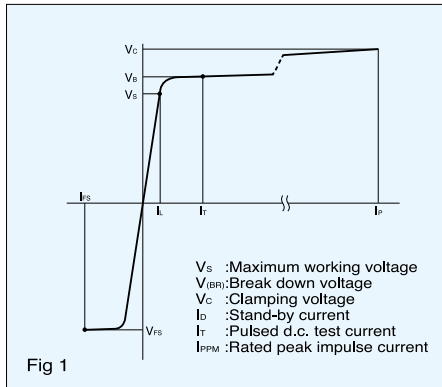


Fig 1

Taping

One of standard taping is as shown in Figure.

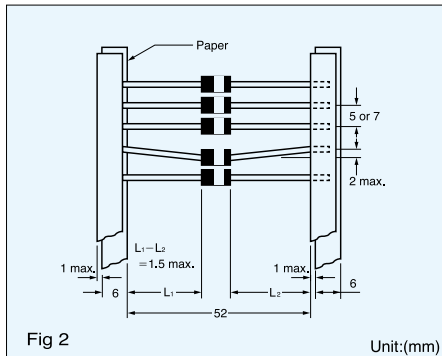


Fig 2

Taping qty

| Part series | Taping method | Qty(pcs) | |
|-------------|----------------|--------------|-------|
| Z2,Z2U | Axial tapping | reel type | 5,000 |
| | | winding type | 2,000 |
| | Radial tapping | winding type | 2,000 |
| | | | |
| Z6,Z6U | Axial tapping | reel type | 2,500 |
| | | winding type | 1,000 |

Surge capability

Allowable surge capability (P_{PPM}) is determined by the following equation:

$$P_{PPM} = I_{PPM} \times V_C$$

I_{PPM} : Rated peak impulse current

V_C : clamping voltage

The allowable surge capability (Rated peak impulse power dissipation P_{PPM}) of VRD is shown in following Figure 3 and the surge capability derating characteristics are shown in Figure 6.

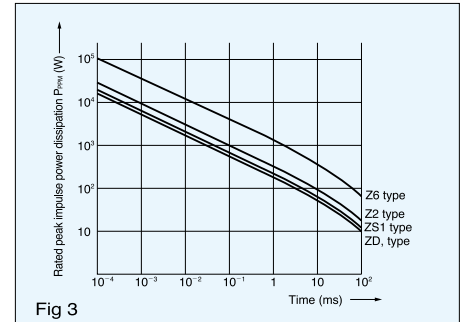


Fig 3

Surge waveform

There are many types of surge waveform depending on the source of the surge. For the VRD surge suppression characteristics test, the EXP waveform shown below is used. The EXP waveform is shown as t_a/t_b depending on the time width, however 10/1000 waveform is used as the standard test waveform.

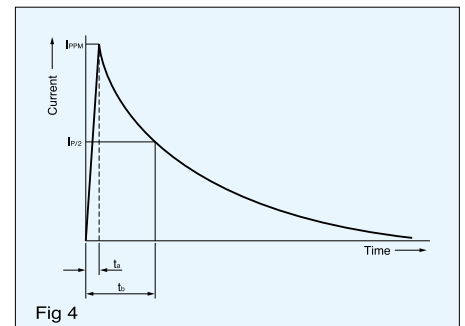
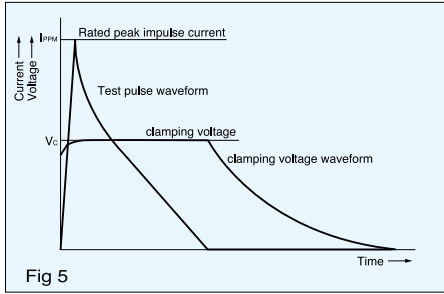


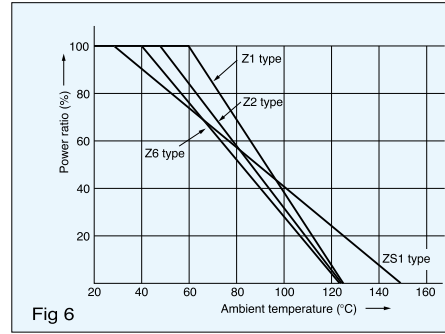
Fig 4

Surge suppression characteristics

When EXP waveform is applied, the surge suppression waveform shown in the figure 5 can be observed.



Power derating



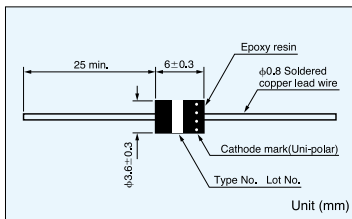
Z2 type VRD has bipolar or unipolar electrical characteristics.

Maximum ratings

Rated peak impulse power dissipation
:500 W (10/1000 μ s)
6.00 kW (8/20 μ s)

Rated average power dissipation:1W
Operating and storage temperature
: -40°C to 125°C

Symbol mark



| Part No. | | Stand-off voltage V_s V | Stand-by current I_b μ A | Breakdown voltage $V_{(BR)}$ V | Pulsed d.c. test current I_T mA | Clamping Voltage & Rated peak impulse current | | | | Temperature coefficient (TYP) | Capacitance (TYP) pF |
|---------------|----------------|---------------------------------|--------------------------------------|--------------------------------------|---|---|----------------|--------------|----------------|-------------------------------|----------------------|
| Bi-polar type | Uni-polar type | | | | | 10/1000 μ s | | 8/20 μ s | | | |
| | | | | | | V_C V | I_{PPM} A | V_C V | I_{PPM} A | | |
| - | Z2008U | 6.63 | 500 | 7.38-9.02 | 10 | 12.5 | 40.0 | 16.3 | 372 | 0.063 | 2400 |
| - | Z2010U | 8.10 | 20 | 9.00-11.0 | | 15.0 | 33.4 | 19.5 | 311 | 0.071 | 1900 |
| Z2012 | - | 9.72 | | 10.8-13.2 | | 17.3 | 28.9 | 22.7 | 267 | 0.066 | 790 |
| - | Z2012U | | | 10.8-13.2 | | | | | | 0.074 | 1580 |
| Z2015 | - | 12.1 | | 13.5-16.5 | | 22.0 | 22.7 | 28.4 | 213 | 0.075 | 640 |
| - | Z2015U | | | 13.5-16.5 | | | | | | 0.079 | 1280 |
| Z2018 | - | 14.5 | | 16.2-19.8 | | 26.5 | 18.8 | 34.0 | 178 | 0.079 | 520 |
| - | Z2018U | | | 16.2-19.8 | | | | | | 0.083 | 1040 |
| Z2022 | - | 17.8 | | 19.8-24.2 | | 31.9 | 15.7 | 41.2 | 147 | 0.082 | 420 |
| - | Z2022U | | | 19.8-24.2 | | | | | | 0.086 | 840 |
| Z2027 | - | 21.8 | | 24.3-29.7 | | 39.1 | 12.8 | 50.5 | 120 | 0.085 | 340 |
| - | Z2027U | | | 24.3-29.7 | | | | | | 0.089 | 680 |
| Z2033 | - | 26.8 | | 29.7-36.3 | | 47.7 | 10.5 | 61.7 | 98.2 | 0.087 | 280 |
| - | Z2033U | | | 29.7-36.3 | | | | | | 0.092 | 560 |
| Z2039 | - | 31.6 | | 35.1-42.9 | | 56.4 | 8.86 | 73.0 | 83.0 | 0.090 | 240 |
| - | Z2039U | | | 35.1-42.9 | | | | | | 0.095 | 480 |
| Z2047 | - | 38.1 | 5 | 42.3-51.7 | 1 | 67.8 | 7.37 | 88.0 | 68.9 | 0.092 | 200 |
| - | Z2047U | | | 42.3-51.7 | | | | | | 0.097 | 400 |
| Z2056 | - | 45.4 | | 50.4-61.6 | | 80.5 | 6.21 | 105.0 | 57.7 | 0.094 | 160 |
| - | Z2056U | | | 50.4-61.6 | | | | | | 0.099 | 320 |
| Z2068 | - | 55.1 | | 61.2-74.8 | | 98.0 | 5.10 | 127.0 | 47.7 | 0.096 | 130 |
| - | Z2068U | | | 61.2-74.8 | | | | | | 0.100 | 260 |
| Z2082 | - | 66.4 | | 73.8-90.2 | | 118.0 | 4.24 | 153.0 | 39.6 | 0.099 | 110 |
| - | Z2082U | | | 73.8-90.2 | | | | | | 0.102 | 220 |
| Z2100 | - | 81.0 | | 90.0-110 | | 144.0 | 3.47 | 187.0 | 32.4 | 0.101 | 90 |
| - | Z2100U | | | 90.0-110 | | | | | | 0.104 | 180 |
| Z2120 | - | 97.2 | | 108-132 | | 173.0 | 2.89 | 222.0 | 27.3 | 0.103 | 75 |
| - | Z2120U | | | 108-132 | | | | | | 0.106 | 150 |
| Z2150 | - | 121.0 | | 135-165 | | 215.0 | 2.32 | 277.0 | 21.9 | 0.105 | 60 |
| - | Z2150U | | | 135-165 | | | | | | 0.107 | 120 |
| Z2180 | - | 146.0 | | 162-198 | | 258.0 | 1.94 | 333.0 | 18.2 | 0.106 | 49 |
| - | Z2180U | | | 162-198 | | | | | | 0.108 | 98 |

NOTE: Nonsuffix:bi-polar, suffix"U" : uni-polar.

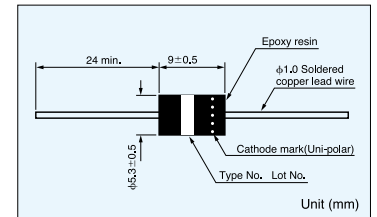

| Part No. | | Stand-off voltage V _s V | Stand-by current I _b μA | Breakdown voltage V _(BR) V | Pulsed d.c. test current I _T mA | Clamping Voltage & Rated peak impulse current | | | | Max. temp. coef. %/°C | Capacitance (TYP) pF |
|---------------|----------------|--|--|---|--|---|-----------------------|---------------------|-----------------------|--------------------------|-------------------------|
| Bi-polar type | Uni-polar type | | | | | 10/1000μs | | 8/20μs | | | |
| | | | | | | V _C V | I _{PPM} A | V _C V | I _{PPM} A | | |
| Z6012 | - | 9.72 | 10 | 10.8-13.2 | 1 | 17.3 | 86.7 | 22.7 | 802 | 0.066 | 4400 |
| - | Z6012U | | | 10.8-13.2 | | | | | | 0.074 | 8800 |
| Z6015 | - | 12.1 | 10 | 13.5-16.5 | 1 | 22.0 | 68.2 | 28.4 | 641 | 0.075 | 3300 |
| - | Z6015U | | | 13.5-16.5 | | | | | | 0.079 | 6600 |
| Z6018 | - | 14.5 | 10 | 16.2-19.8 | 1 | 26.5 | 56.6 | 34.0 | 535 | 0.079 | 2700 |
| - | Z6018U | | | 16.2-19.8 | | | | | | 0.083 | 5400 |
| Z6022 | - | 17.8 | 10 | 19.8-24.2 | 1 | 31.9 | 47.0 | 41.2 | 442 | 0.082 | 2400 |
| - | Z6022U | | | 19.8-24.2 | | | | | | 0.086 | 4400 |
| Z6027 | - | 21.8 | 10 | 24.3-29.7 | 1 | 39.1 | 38.4 | 50.5 | 360 | 0.085 | 1700 |
| - | Z6027U | | | 24.3-29.7 | | | | | | 0.089 | 3300 |
| Z6033 | - | 26.8 | 5 | 29.7-36.3 | 1 | 47.7 | 31.4 | 61.7 | 295 | 0.087 | 1400 |
| - | Z6033U | | | 29.7-36.3 | | | | | | 0.092 | 2800 |
| Z6039 | - | 31.6 | 5 | 35.1-42.9 | 1 | 56.4 | 26.6 | 73.0 | 249 | 0.090 | 1200 |
| - | Z6039U | | | 35.1-42.9 | | | | | | 0.095 | 2400 |
| Z6047 | - | 38.1 | 5 | 42.3-51.7 | 1 | 67.8 | 22.1 | 88.0 | 207 | 0.092 | 1000 |
| - | Z6047U | | | 42.3-51.7 | | | | | | 0.097 | 2000 |
| Z6056 | - | 45.4 | 5 | 50.4-61.6 | 1 | 80.5 | 18.6 | 105.0 | 173 | 0.094 | 850 |
| - | Z6056U | | | 50.4-61.6 | | | | | | 0.099 | 1700 |
| Z6068 | - | 55.1 | 5 | 61.2-74.8 | 1 | 98.0 | 15.3 | 127.0 | 143 | 0.096 | 720 |
| - | Z6068U | | | 61.2-74.8 | | | | | | 0.100 | 1440 |
| Z6082 | - | 66.4 | 5 | 73.8-90.2 | 1 | 118.0 | 12.7 | 153.0 | 119 | 0.099 | 610 |
| - | Z6082U | | | 73.8-90.2 | | | | | | 0.102 | 1220 |
| Z6100 | - | 81.0 | 5 | 90.0-110 | 1 | 144.0 | 10.4 | 187.0 | 97.3 | 0.101 | 520 |
| - | Z6100U | | | 90.0-110 | | | | | | 0.104 | 1040 |
| Z6120 | - | 97.2 | 5 | 108-132 | 1 | 173.0 | 8.67 | 222.0 | 82.0 | 0.103 | 440 |
| - | Z6120U | | | 108-132 | | | | | | 0.106 | 880 |
| - | Z6150U | 121.0 | 5 | 135-165 | 1 | 215.0 | 6.98 | 277.0 | 65.7 | 0.107 | 720 |

NOTE : Nonsuffix : Bi-polar, suffix "U" : Uni-polar.

Z6 type VRD has bipolar or unipolar electrical characteristics.

Maximum ratings
 Rated peak impulse power dissipation : 1.5kW(10/1000μs)
 18.0kW(8/20μs)
 Rated average power dissipation: 2W
 Operating and storage temperature : -40°C to 125°C

Symbol mark

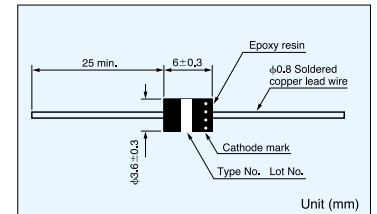


| VRD part No. | Stand-off voltage V _s V | Stand-by current I _b μA | Breakdown voltage V _(BR) V | Pulsed d.c. test current I _T mA | Clamping Voltage & Rated peak impulse current | | | | Max. temp. coef. %/°C | Capacitance (TYP) pF |
|--------------|--|--|---|--|---|-----------------------|---------------------|-----------------------|--------------------------|-------------------------|
| | | | | | 10/1000μs | | 8/20μs | | | |
| | | | | | V _C V | I _{PPM} A | V _C V | I _{PPM} A | | |
| ZD015 | 11.4 | 10 | 12.8-17.2 | 1 | 24.0 | 10.4 | 31.0 | 96.7 | 0.075 | 31.5 |
| ZD018 | 13.7 | | 15.3-20.7 | | 28.0 | 8.93 | 36.0 | 83.3 | 0.079 | 31.0 |
| ZD022 | 16.8 | 5 | 18.7-25.3 | 1 | 33.2 | 7.53 | 43.0 | 69.7 | 0.082 | 29.0 |
| ZD027 | 20.6 | | 23.0-31.0 | | 40.0 | 6.25 | 52.0 | 57.7 | 0.085 | 28.2 |
| ZD033 | 25.2 | 5 | 28.1-37.9 | 1 | 48.6 | 5.14 | 63.0 | 47.6 | 0.087 | 27.2 |
| ZD039 | 29.8 | | 33.2-44.8 | | 57.4 | 4.35 | 74.0 | 40.5 | 0.090 | 26.3 |
| ZD047 | 35.9 | 5 | 40.0-54.0 | 1 | 68.5 | 3.65 | 89.0 | 33.7 | 0.092 | 25.0 |
| ZD056 | 42.8 | | 47.6-64.4 | | 81.0 | 3.08 | 106.0 | 28.6 | 0.094 | 24.1 |
| ZD068 | 52.0 | 5 | 57.8-78.2 | 1 | 98.0 | 2.55 | 127.0 | 23.8 | 0.096 | 22.0 |

Low capacitance type

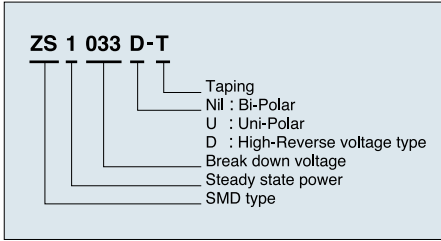
Maximum ratings
 Reverse voltage: 200 VDC
 Rated peak impulse power dissipation : 250 W(10/1000μs)
 3.00 kW(8/20μs)
 Rated average power dissipation: 500 mW
 Operating and storage temperature : -40°C to 125°C

Symbol mark

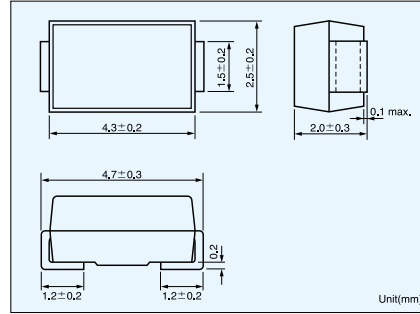


SMD VRD

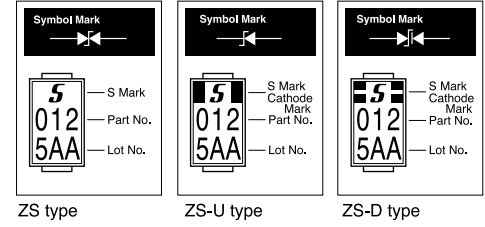
Part number



Dimensions

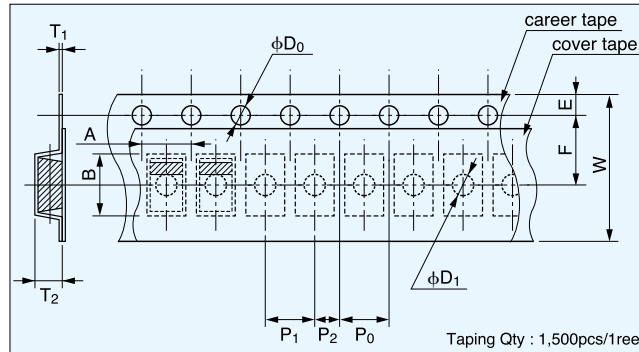


Marking



| | Rating |
|--------------------------------------|-----------------------|
| Rated average power dissipation | 1.0W |
| Rated peak impulse power dissipation | 300W(10/1000 μ s) |
| | 1200W(1.2/50 μ s) |
| | 2000W(8/20 μ s) |
| Storage temp. range | -40°C~150°C |

Taping



| A | B | W | F | E | P ₁ |
|----------------|----------------|--------------------|--------------------|----------------|----------------|
| 3.0 ±0.1 | 5.2 ±0.1 | 12.0 ±0.3 | 5.5 ±0.05 | 1.75 ±0.1 | 4.0 ±0.1 |
| P ₂ | P ₀ | phi D ₀ | phi D ₁ | T ₁ | T ₂ |
| 2.0 ±0.1 | 4.0 ±0.1 | 1.5 +0.1 -0 | 1.5 +0.2 -0 | 0.3 ±0.05 | (2.6) |

Unit (mm)

Specifications

ZS type

| Part No. | Breakdown voltage | Stand-off voltage | Stand-by current | Maximum clamping voltage & Maximum peak pulse current | | | | Temperature coefficient (TYP) | Capacitance (TYP) |
|----------|-------------------|-------------------|------------------|---|------|--------------|------|-------------------------------|-------------------|
| | | | | V _{Cmax} /I _{PPM} | | | | | |
| | | | | 10/1000 μ s | | 8/20 μ s | | | |
| | | | | V | A | V | A | | |
| ZS1012 | 12(10.8~13.2) | 9.72 | 10 | 17.3 | 17.3 | 22.4 | 89.3 | 0.066 | 551 |
| ZS1015 | 15(13.5~16.5) | 12.1 | 5 | 22.0 | 13.6 | 28.5 | 70.2 | 0.075 | 465 |
| ZS1018 | 18(16.2~19.8) | 14.5 | | 26.5 | 11.3 | 34.4 | 58.1 | 0.079 | 376 |
| ZS1022 | 22(19.8~24.2) | 17.8 | | 31.9 | 9.40 | 41.4 | 48.3 | 0.082 | 299 |
| ZS1027 | 27(24.3~29.7) | 21.8 | | 39.1 | 7.67 | 50.7 | 39.4 | 0.085 | 248 |
| ZS1033 | 33(29.7~36.3) | 26.8 | | 47.7 | 6.29 | 61.8 | 32.4 | 0.087 | 198 |
| ZS1039 | 39(35.1~42.9) | 31.6 | | 56.4 | 5.32 | 73.1 | 27.4 | 0.090 | 164 |
| ZS1047 | 47(42.3~51.7) | 38.1 | | 67.8 | 4.42 | 88.0 | 22.7 | 0.092 | 137 |

ZS-U type

| Part No. | Breakdown voltage | Stand-off voltage | Stand-by current | Maximum clamping voltage & Maximum peak pulse current | | | | Temperature coefficient (TYP) | Capacitance (TYP) |
|----------|-------------------|-------------------|------------------|---|------|--------------|------|-------------------------------|-------------------|
| | | | | V _{Cmax} /I _{PPM} | | | | | |
| | | | | 10/1000 μ s | | 8/20 μ s | | | |
| | | | | V | A | V | A | | |
| ZS1012U | 12(10.8~13.2) | 9.72 | 10 | 17.3 | 17.3 | 22.4 | 89.3 | 0.066 | 1,102 |
| ZS1015U | 15(13.5~16.5) | 12.1 | 5 | 22.0 | 13.6 | 28.5 | 70.2 | 0.075 | 929 |
| ZS1018U | 18(16.2~19.8) | 14.5 | | 26.5 | 11.3 | 34.4 | 58.1 | 0.079 | 751 |
| ZS1022U | 22(19.8~24.2) | 17.8 | | 31.9 | 9.40 | 41.4 | 48.3 | 0.082 | 598 |
| ZS1027U | 27(24.3~29.7) | 21.8 | | 39.1 | 7.67 | 50.7 | 39.4 | 0.085 | 497 |
| ZS1033U | 33(29.7~36.3) | 26.8 | | 47.7 | 6.29 | 61.8 | 32.4 | 0.087 | 395 |
| ZS1039U | 39(35.1~42.9) | 31.6 | | 56.4 | 5.32 | 73.1 | 27.4 | 0.090 | 328 |
| ZS1047U | 47(42.3~51.7) | 38.1 | | 67.8 | 4.42 | 88.0 | 22.7 | 0.092 | 274 |

ZS-D type

| Part No. | Breakdown voltage | Stand-off voltage | Stand-by current | Maximum clamping voltage & Maximum peak pulse current | | | | Temperature coefficient (TYP) | Capacitance (TYP) |
|----------|-------------------|-------------------|------------------|---|------|--------------|------|-------------------------------|-------------------|
| | | | | V _{Cmax} /I _{PPM} | | | | | |
| | | | | 10/1000 μ s | | 8/20 μ s | | | |
| | | | | V | A | V | A | | |
| ZS1012D | 12(10.8~13.2) | 9.72 | 10 | 17.3 | 17.3 | 22.4 | 89.3 | 0.066 | 30.2 |
| ZS1015D | 15(13.5~16.5) | 12.1 | 5 | 22.0 | 13.6 | 28.5 | 70.2 | 0.075 | 29.1 |
| ZS1018D | 18(16.2~19.8) | 14.5 | | 26.5 | 11.3 | 34.4 | 58.1 | 0.079 | 28.2 |
| ZS1022D | 22(19.8~24.2) | 17.8 | | 31.9 | 9.40 | 41.4 | 48.3 | 0.082 | 27.3 |
| ZS1027D | 27(24.3~29.7) | 21.8 | | 39.1 | 7.67 | 50.7 | 39.4 | 0.085 | 26.4 |
| ZS1033D | 33(29.7~36.3) | 26.8 | | 47.7 | 6.29 | 61.8 | 32.4 | 0.087 | 25.5 |
| ZS1039D | 39(35.1~42.9) | 31.6 | | 56.4 | 5.32 | 73.1 | 27.4 | 0.090 | 24.8 |
| ZS1047D | 47(42.3~51.7) | 38.1 | | 67.8 | 4.42 | 88.0 | 22.7 | 0.092 | 24.0 |

Компания «Океан Электроники» предлагает заключение долгосрочных отношений при поставках импортных электронных компонентов на взаимовыгодных условиях!

Наши преимущества:

- Поставка оригинальных импортных электронных компонентов напрямую с производств Америки, Европы и Азии, а так же с крупнейших складов мира;
- Широкая линейка поставок активных и пассивных импортных электронных компонентов (более 30 млн. наименований);
- Поставка сложных, дефицитных, либо снятых с производства позиций;
- Оперативные сроки поставки под заказ (от 5 рабочих дней);
- Экспресс доставка в любую точку России;
- Помощь Конструкторского Отдела и консультации квалифицированных инженеров;
- Техническая поддержка проекта, помощь в подборе аналогов, поставка прототипов;
- Поставка электронных компонентов под контролем ВП;
- Система менеджмента качества сертифицирована по Международному стандарту ISO 9001;
- При необходимости вся продукция военного и аэрокосмического назначения проходит испытания и сертификацию в лаборатории (по согласованию с заказчиком);
- Поставка специализированных компонентов военного и аэрокосмического уровня качества (Xilinx, Altera, Analog Devices, Intersil, Interpoint, Microsemi, Actel, Aeroflex, Peregrine, VPT, Syfer, Eurofarad, Texas Instruments, MS Kennedy, Miteq, Cobham, E2V, MA-COM, Hittite, Mini-Circuits, General Dynamics и др.);

Компания «Океан Электроники» является официальным дистрибьютором и эксклюзивным представителем в России одного из крупнейших производителей разъемов военного и аэрокосмического назначения «JONHON», а так же официальным дистрибьютором и эксклюзивным представителем в России производителя высокотехнологичных и надежных решений для передачи СВЧ сигналов «FORSTAR».



JONHON

«JONHON» (основан в 1970 г.)

Разъемы специального, военного и аэрокосмического назначения:

(Применяются в военной, авиационной, аэрокосмической, морской, железнодорожной, горно- и нефтедобывающей отраслях промышленности)

«FORSTAR» (основан в 1998 г.)

ВЧ соединители, коаксиальные кабели, кабельные сборки и микроволновые компоненты:

(Применяются в телекоммуникациях гражданского и специального назначения, в средствах связи, РЛС, а так же военной, авиационной и аэрокосмической отраслях промышленности).



Телефон: 8 (812) 309-75-97 (многоканальный)

Факс: 8 (812) 320-03-32

Электронная почта: ocean@oceanchips.ru

Web: <http://oceanchips.ru/>

Адрес: 198099, г. Санкт-Петербург, ул. Калинина, д. 2, корп. 4, лит. А